



2019

MEDIA GUIDE

HEY-EY-EY-EY





2019 SCHEDULE

PRESEASON

THURSDAY, AUG. 8	VS. INDIANAPOLIS		7:00 PM
FRIDAY, AUG. 16	AT CAROLINA		7:00 PM
FRIDAY, AUG. 23	AT DETROIT		8:00 PM
THURSDAY, AUG. 29	VS. MINNESOTA		7:00 PM

REGULAR SEASON

SUNDAY, SEPT. 8	AT NY JETS		1:00 PM
SUNDAY, SEPT. 15	AT NY GIANTS		1:00 PM
SUNDAY, SEPT. 22	VS. CINCINNATI		1:00 PM
SUNDAY, SEPT. 29	VS. NEW ENGLAND		1:00 PM
SUNDAY, OCT. 6	AT TENNESSEE		1:00 PM*
	BYE		
SUNDAY, OCT. 20	VS. MIAMI		1:00 PM*
SUNDAY, OCT. 27	VS. PHILADELPHIA		1:00 PM*
SUNDAY, NOV. 3	VS. WASHINGTON		1:00 PM*
SUNDAY, NOV. 10	AT CLEVELAND		1:00 PM*
SUNDAY, NOV. 17	AT MIAMI		1:00 PM*
SUNDAY, NOV. 24	VS. DENVER		1:00 PM*
THURSDAY, NOV. 28	AT DALLAS		4:30 PM
SUNDAY, DEC. 8	VS. BALTIMORE		1:00 PM*
SUNDAY, DEC. 15	AT PITTSBURGH		1:00 PM*
DEC. 21 OR DEC. 22	AT NEW ENGLAND	TBD	TBD
SUNDAY, DEC. 29	VS. NY JETS		1:00 PM*

POSTSEASON

AFC AND NFC WILD CARD PLAYOFFS
AFC AND NFC DIVISIONAL PLAYOFFS
AFC AND NFC CHAMPIONSHIP GAMES
PRO BOWL
SUPER BOWL LIV (MIAMI, FL) (FOX)

JANUARY 4-5
JANUARY 11-12
JANUARY 19
JANUARY 26
FEBRUARY 2

*SUBJECT TO FLEX SCHEDULING
ALL GAME TIMES ARE ET



STAFF



OWNER/CEO
6TH YEAR WITH THE BILLS

TERRY PEGULA



Terry Pegula is a self-made success story, rising from humble beginnings to become one of the most respected leaders in the energy industry, and one of very few professional sports owners to operate franchises in multiple sports.

Together with his wife Kim, Terry realized a life-long dream on October 8, 2014. The Pegulas received the unanimous approval of NFL owners to succeed Pro Football Hall of Famer Ralph C. Wilson, Jr. and become the second owners in the storied history of the Buffalo Bills.

"Owning any professional team is about winning and the primary goal of our ownership will be to win the Super Bowl and bring the championships to the city of Buffalo, and myself and my family will dedicate ourselves to that," he said at his introductory press conference.

Terry serves as CEO of the Bills and currently sits on the NFL's Health and Safety committee. In 2016, the Pegulas were honored with the Tank Younger Award, which recognizes extraordinary contributions towards diversity in the NFL.

Raised in Carbondale, PA, Terry is a 1969 graduate of Scranton Preparatory School. He entered Penn State University as a math major and was accepted into the Petroleum and Natural Gas Engineering Program. He went on to graduate with a Bachelor of Science degree in 1973 and landed his first job with Getty Oil Co. in Victoria, TX. He later joined Felmont Oil Co. as an Area Engineer, a decision that brought him to Olean, NY in 1975.

In 1983, Terry borrowed \$7,500 from family and friends to create East Resources Inc., an independent oil and gas exploration and production company operating in the Appalachian Basin. Over the next 27 years, Terry built East into one of the largest privately held companies in the United States. In July of 2010, Royal Dutch Shell purchased the assets of East Resources Inc., which continues to be active today. In 2012, Terry formed JKLM Energy. JKLM is staffed with many former East Resources employees and takes pride in contributing to U.S. energy independence by producing Pennsylvania natural gas, elevating the state into one of the top producing regions in the world.



Upon the sale of East Resources assets, Terry focused his attention on his love of sports. In September of 2010, the Pegulas announced a gift of \$102 million to construct Pegula Ice Arena, paving the way for Division I hockey at Penn State.

On February 22, 2011, Terry and Kim purchased the NHL's Buffalo Sabres. They followed up their commitment to hockey by purchasing the AHL's Rochester Americans later that year, restoring a longtime affiliation between the Sabres and Amerks. The Pegulas opened Harborcenter in 2014. The \$200 million dollar complex, next door to the Sabres' KeyBank Center, includes two hockey

rinks, training facilities, four restaurants, a full-service Marriott Hotel and parking. The combination of KeyBank Center and Harborcenter have allowed Buffalo to be a center for hockey, hosting the 2016 NHL Draft, the NHL Combine every year since 2015, the 2018 World Junior Hockey Championships, and the 2019 NCAA Frozen Four.

In addition to helping manage the family's sports operations, Terry runs JKLM Energy in Pittsburgh, and his family's business operations in Boca Raton, Florida. Terry and Kim have five children: Michael, Laura, Jessica, Kelly and Matthew.

THE STAMPEDE

FAVORITE TEAM

GROWING UP:

Detroit Tigers

FAVORITE BOOK:

Brave New World

FAVORITE CANDY:

Snickers

FAVORITE MOVIE:

Planes, Trains and Automobiles

FAVORITE SANDWICH:

Pulled Pork

FIRST JOB:

Drove a road watering truck in the mines in Carbondale - a 1949 Brockway tractor trailer with no doors and windows

BIGGEST PET PEEVE:

Messy people

FAVORITE MUSICAL ARTIST:

George Strait and Merle Haggard

FAVORITE HOBBIES:

Astronomy, model trains, bird watching, rocks and minerals

PETS:

Sidney, an Australian Shepherd



FAVORITE SPORTS MEMORY AS A FAN:

Standing at midfield of (at the time) Ralph Wilson Stadium and feeling overwhelmed by Ralph's 62-year presence



OWNER/ PRESIDENT

6TH YEAR WITH THE BILLS



KIM PEGULA



Kim Pegula is the President and CEO of Pegula Sports and Entertainment, and President of both the Buffalo Bills and Buffalo Sabres.

A native of Fairport, N.Y., she attended nearby Houghton College and graduated in 1991 with a degree in communications. Kim began her professional career with East Resources in 1991 and was involved with the company until its sale in 2010.

On October 8, 2014, Kim, along with her husband Terry, realized a long-time dream as they became only the second owners of the Bills. Kim currently serves on the NFL's Super Bowl and Major Events Advisory Committee, Business Ventures Committee, and NFL Foundation Committee. She also serves on the Board of Directors of the Hockey Hall of Fame and Museum and the Republic Services Group.

Kim got her start in sports in 2011 after she and Terry purchased the Buffalo Sabres. In May 2018, she became the first female to hold the post of President for both an NHL and NFL team. Kim and Terry's sports ownership also extends to the NLL Buffalo Bandits and Rochester Knighthawks and the AHL Rochester Americans.

After owning multiple professional sports teams in the same market, Kim launched Pegula Sports and Entertainment (PSE) in 2014, creating a management company that oversees the business operations across all Pegula-owned entities and sports teams. Since its inception, PSE has expanded its reach to include Harborcenter, a multipurpose facility anchored by two NHL-size ice rinks and a Marriott Hotel franchise; PicSix, a full service creative agency specializing in video, digital and marketing creative services for a variety of companies, a hospitality division that operates multiple restaurants including (716) Food and Sport, a Tim Hortons Café & Bake Shop franchise, The Healthy Scratch cafe, and The Draft Room. In 2017, PSE added ADPRO Sports to their portfolio, providing branded merchandise to teams and companies across the country.

PSE, through its managed entities, has been key to bringing new business opportunities to Buffalo, including multi-year agreements to host the NHL Combine, 2016 NHL Draft, 2018 World Junior Championships, 2019 Frozen Four NCAA Men's Hockey Tournament, as well as a wide variety of stadium and arena concerts and national and international tournament events at all levels.



Kim and the PSE entities have been honored with a number of awards including Business First's Most Influential People, four NYS Emmy Awards for sports content, Buffalo Best Place To Work, the Tank Younger Award for embracing diversity in the NFL, and numerous individual recognitions of her staffs.

Kim and Terry have also given back to encourage the growth of sports and the many intangible benefits they believe sports creates for individuals, fans and their community. In 2010, the Pegulas gave an unprecedented \$102 million for

the creation of the Pegula Ice Arena at Terry's alma mater Penn State. The facility allowed for Penn State's hockey program to become a NCAA Division I team and was the final piece for the formation of the Big Ten Hockey Conference. Kim also gave back to her alma mater, Houghton College, with a gift of \$12 million to build the Kerr-Pegula Athletic Complex allowing Houghton College athletics to become a Division III program.

Terry and Kim have five children: Michael, Laura, Jessica, Kelly and Matthew.

THE STAMPEDE

FIRST JOB:
Working at McDonald's as a hostess

FAVORITE MUSICAL ARTIST:
Whitney Houston



FAVORITE HOBBY:
Baking

FAVORITE MEAL:
Soft Shell Crabs


FAVORITE TV SHOW:
I Love Lucy

GO-TO KARAOKE SONG:
"I Will Survive"

FAVORITE SPORTS MEMORY AS A FAN:
Bills comeback win vs. Houston



FAVORITE MOVIE:
Grease



FAVORITE VACATION SPOT:
Italy

FAVORITE CEREAL:
Sugar Corn Pops

FAVORITE SANDWICH:
Grilled Cheese



GENERAL MANAGER

22ND YEAR IN THE NFL
3RD YEAR WITH THE BILLS

BRANDON BEANE



Brandon Beane was named General Manager of the Buffalo Bills on May 9, 2017. He joined the Bills after a 19-year stint with the Carolina Panthers - including two seasons as the team's assistant general manager (2015-16).

Beane, who became the 13th general manager in franchise history, helped the Bills gain their first playoff berth since 1999.

While making the playoffs in his first year in 2017, Beane also engineered several trades that resulted in the Bills selecting 7th (QB Josh Allen) and 16th overall (LB Tremaine Edmunds) in the 2018 draft while maintaining all their 2019 draft capital. Along the way, he stabilized the team's salary cap status.

In the 2019 offseason, the Bills selected DT Ed Oliver with the 9th overall selection and overhauled the offense with numerous free agent additions.

In Carolina, Beane played a vital role in constructing the Panthers draft boards from 2012-17, evaluated professional and collegiate players and worked closely with the football operations staff on the negotiation of player contracts.

Throughout Beane's time in Carolina, the Panthers won five NFC South division titles and two NFC conference championships. In 2012, Beane was named the Panthers interim general manager—holding the role for the final 10 games of the season. Carolina finished out the season with a 6-4 record under Beane's watch.

Beane also worked closely with current Bills Head Coach Sean McDermott in Carolina, where McDermott served as defensive coordinator from 2011-16.

"The most impressive thing I think that we accomplished is him and coach are joined at the hip and at the head," said Bills owner Terry Pegula. "They think alike. They're both very thorough people. They can make instantaneous decisions like a coach has to during the game but they also think stuff out to the point where you say, 'Wow these guys are very thorough.'"

A cum laude graduate in communications studies from UNC-Wilmington in 1998 and a native of Stanly County, North Carolina, Beane (born July 27, 1976) began his career in 1998 with the Panthers communications department.



Beane moved on to fill various football operations/personnel roles with the Panthers organization before being named the team's director of football operations in 2008.

Brandon and his wife, Hayley, have two sons, Tyson and Wes and reside in Orchard Park, NY. The family has two dogs, Bodie and Peanut. He enjoys golf, running (he finished a marathon in Wilmington, NC in 2010), racquetball and basketball.

THE STAMPEDE

FAVORITE ATHLETES GROWING UP:
Dominique Wilkins, John Riggins and Dale Murphy

FAVORITE GOLF COURSE:
Pebble Beach

FAVORITE SPORTS MEMORY AS A FAN:
NC State upsetting Houston (Phi Slama Jama) in 1983

FIRST JOB:
At age 14, washing golf clubs at Piney Point Golf Club in Norwood, NC

BIGGEST PET PEEVE:
People who are late

FAVORITE MEAL:
Grilled grouper sandwich at the Provision Company in Holden Beach, NC

FAVORITE LATE NIGHT SNACK:
Granola bar and milk

FAVORITE BOOK:
Shoe Dog



FAVORITE MUSICAL ARTIST:
Pearl Jam/Eddie Vedder

FAVORITE MOVIES:
Rocky, Wedding Crashers, and Die Hard

FAVORITE VACATION SPOT:
Isle of Palms



HEAD COACH

21ST YEAR IN THE NFL
3RD YEAR WITH THE BILLS

SEAN MCDERMOTT



On January 11, 2017, the Buffalo Bills named Sean McDermott the 20th head coach in franchise history. McDermott joined the Bills after spending six seasons as the defensive coordinator of the Carolina Panthers.

In his first year in Buffalo, McDermott led the Bills to their first playoff berth since 1999 with a 9-7 record. He became the third coach in Bills history to earn a playoff berth in his first season at the helm, joining Joe Collier (1966) and Wade Phillips (1998).

The 2018 Bills finished second in the league in total defense, allowing 294.1 yards per game, and first in pass defense (179.2 yards per game).

While in Carolina, McDermott developed a top-10 defense in four of his six seasons in charge. Over his six-year tenure, the Panthers defense ranked second in the NFL in sacks (261), third in turnovers forced (169), sixth in rushing yards allowed per game (103.3), ninth in yards per game (339.1) and 12th in points allowed per game (22.1). In his time in Carolina, McDermott helped the Panthers to three division titles and a trip to Super Bowl 50.

In 2016, McDermott's defense put up impressive numbers in multiple categories. The Panthers finished second in the NFL in sacks (47), second in red zone defense (43.64%) and sixth in run defense (91.6).

BECAME THIRD HEAD COACH IN BILLS HISTORY TO EARN A PLAYOFF BERTH IN FIRST SEASON, JOINING JOE COLLIER AND WADE PHILLIPS

In 2015, McDermott's defense helped lead the way for the Panthers' 15-1 regular season and run to Super Bowl 50. The Panthers ranked second in the NFL in yards allowed per play (4.9), sixth in scoring defense (19.3) and total defense (322.9). The defense led the league in interceptions (24), takeaways (39), points off turnovers (148) and turnover differential (+20) and tied a franchise record with four interception return touchdowns. Four of his defenders - LBs Thomas Davis and Luke Kuechly, CB Josh Norman and DT Kawann Short - were named to the Pro Bowl and earned All-Pro honors.



In 2013, McDermott was named The Sporting News Coordinator of the Year when his unit ranked second in total defense (301.3). The Panthers also led the league in sacks (60) while finishing second in scoring defense (15.1). The defense helped propel Carolina to a 12-4 record, an NFC South title and the team's first playoff appearance since 2008. In allowing the franchise's fewest points since 1996, the defense set a team record with an NFL-low 21 touchdowns allowed.

McDermott came to Carolina following 12 seasons with the Philadelphia Eagles. He spent his last two seasons in Philadelphia as defensive coordinator, helping the Eagles to the playoffs in each of those seasons.

In 2010, McDermott led one of the league's youngest defenses to top 10 rankings in takeaways and sacks. In his first season overseeing the Eagles' defense in 2009, McDermott was named the NFL's top defensive coordinator by Pro Football Weekly after his unit ranked third in the NFL with 38 takeaways and 44 sacks.

McDermott coached the secondary and linebackers before becoming defensive coordinator, learning under the late Jim Johnson, the Eagles' legendary defensive coordinator.

In 2007, McDermott took over the linebackers after serving as the secondary/safeties coach from 2004-06. Pro Football Hall of Famer Brian Dawkins was a Pro Bowler all three seasons, and fellow safety Michael Lewis joined him in 2004.

McDermott worked as the team's assistant defensive backs coach in 2003 and as the defensive assistant/quality control coach from 2001-02, assisting with linebackers. He joined the organization in 1998 as a scouting administrative coordinator before being promoted to assistant to the head coach in 1999.

An All-Atlantic 10 Conference choice at safety for William & Mary as a senior in 1997, McDermott graduated with a degree in finance and began his coaching career as a graduate assistant at his alma mater in 1998. He and his wife, Jamie, have three children.

FAST FACTS

About Coach McDermott

- 1** | Sean was an All-League Defensive Back in high school in 1992 and earned a spot as a walk-on on the William and Mary football team under head coach Jimmy Laycock. He eventually became a team captain and, as a senior, garnered All-Atlantic 10 and All-Eastern College Athletic Conference honors, while earning Atlantic 10's All-Academic team honors.
- 2** | A member of the LaSalle College High School Hall of Athletics in Pennsylvania, McDermott was a two-time All-Catholic League and a National Prep School Champion in 1992 and 1993 and went undefeated in 75 consecutive wrestling matches. He was named the Philadelphia Daily News and Philadelphia Inquirer Wrestler of the Year and was selected to the USA High School Wrestling Tournament.
- 3** | Sean's father was a football coach at West Chester and Ursinus, while his brother, Tim, is the Chief Business Officer for the Philadelphia Union of the MLS.
- 4** | Sean was a college teammate of Steelers head coach Mike Tomlin and Darren Sharper while at William and Mary.
- 5** | As a child, he collected football and baseball cards as well as jerseys of the top college football teams.
- 6** | Sean was born in Omaha, Nebraska.



THE STAMPEDE

FAVORITE HOBBIES:

Working out and spending time with my family

FAVORITE FOOD:

Brownies and ice cream

FAVORITE ATHLETE AS A CHILD:

Brian Bosworth

MOST MEMORABLE FOOTBALL MOMENT:

Super Bowl 50

PERSON WHO HAS INFLUENCED YOU THE MOST:

Jesus Christ

FAVORITE MOVIE:

Vision Quest

FAVORITE TV SHOW:

Monday Night Football

FAVORITE MUSICAL ARTIST:

Michael Jackson

FAVORITE VACATION SPOT:

Kiawah Island

BIGGEST OBSTACLE OVERCOME:

Not having an NFL connection

COACHES



BRIAN DABOLL
OFFENSIVE COORDINATOR

19TH YEAR IN THE NFL
2ND YEAR WITH THE BILLS



- Joined the Bills in 2018 after helping lead Alabama to its 17th national championship in 2017. As the Crimson Tide OC, Daboll's offense scored in 49 consecutive quarters during the 2017 season, marking the NCAA's longest streak since 2005.
- Has spent 10 of his 19 NFL seasons with the Patriots (2000-06, 2013-16) in a variety of roles and has been an OC for the Browns (2009-10), Dolphins (2011) and Chiefs (2012). He also worked with the Jets (2007-08) as their QB coach.
- His connection with Sean McDermott dates back to William & Mary in 1997. McDermott was concluding his collegiate playing career and Daboll was a volunteer assistant for the Tribe.
- A West Seneca native, Daboll played collegiately at the University of Rochester.



LESLIE FRAZIER
DEFENSIVE COORDINATOR

21ST YEAR IN THE NFL
3RD YEAR WITH THE BILLS



- Hired by the Bills in 2017 and is entering his 21st year in the NFL.
- Spent the 2016 season as the Baltimore Ravens secondary coach, leading a unit that led the NFL with 18 interceptions.
- Spent parts of four seasons as the head coach of the Minnesota Vikings (2010-13). Led the Vikings to the postseason in 2012, where running back Adrian Peterson was named the NFL MVP.
- Won Super Bowl LI with the Indianapolis Colts while serving as the assistant to the head coach (Tony Dungy) and the defensive backs coach.
- Frazier played six seasons as a defensive back for the Chicago Bears (1981-86) and started on the historic 1985 Super Bowl Championship team. Led Chicago in interceptions three-consecutive seasons (1983-85), finishing his pro career with 20 thefts for 343 return yards and 2 touchdowns.




HEATH FARWELL
SPECIAL TEAMS COORDINATOR

4TH YEAR IN THE NFL
1ST YEAR WITH THE BILLS




- Hired by the Bills as the special teams coordinator in 2019 and enters his fourth year as an NFL coach.
- Prior to joining the Bills, spent a year as the assistant special teams coach with the Panthers (2018) and two years with the Seahawks (2016-17), serving as the team's coaching assistant, then assistant special teams coach.
- In 2018, the Carolina special teams unit held opponents to only 406 kickoff return yards during the regular season, ranking fourth in the league.
- Played linebacker for the Minnesota Vikings from 2005-10 before playing for the Seattle Seahawks from 2011-14.
- Served as the Seahawks' special teams captain from 2012 onward and won Super Bowl XLVIII with the team.




BOB BABICH
LINEBACKERS

17TH YEAR IN THE NFL
3RD YEAR WITH THE BILLS




- Joined the Bills in the 2017 offseason after spending the 2016 season as the San Diego Chargers' linebackers coach.
- Served as the Jaguars' defensive coordinator from 2013-15, with the team accumulating 112 sacks and 26 interceptions in that span.
- Spent nine seasons coaching with the Chicago Bears, including three as the defensive coordinator and six as a linebackers coach. Under his watch, Brian Urlacher earned the 2005 NFL Defensive Player of the Year. In 2006, the defense was ranked third in the NFL and the 13-3 Bears advanced to Super Bowl XLI.
- Played LB for two seasons at Mesa Community College before transferring and finishing his career at the University of Tulsa.




BOBBY BABICH
SAFETIES


8TH YEAR IN THE NFL
3RD YEAR WITH THE BILLS



- Hired in 2017 after splitting the 2016 season coaching at Edinboro and FIU.
- Coached S Micah Hyde to his first Pro Bowl appearance in 2017.
- Spent three seasons with the Cleveland Browns, 2013-15, as the team's assistant defensive backs/safeties coach, working with All-Pros Joe Haden and T.J. Ward.
- Got his start in the NFL by working on the Carolina Panthers' coaching staff from 2011-12.
- Played cornerback for four years at North Dakota State. He led the team in interceptions as a senior.

COACHES




ROB BORAS 


TIGHT ENDS

16TH YEAR IN THE NFL

3RD YEAR WITH THE BILLS

- Came to Buffalo in the 2017 offseason after spending the past five seasons in the Rams' organization. Coached Charles Clay to 558 yards receiving, his most during his three-year tenure in Buffalo.
- Served as the Rams' offensive coordinator for the final four games of the 2015 season and all of the 2016 season, producing the Rams' first 1,000-yard receiver since 2007 in his final season there.
- As the Jaguars' tight ends coach in 2010, Boras guided Mercedes Lewis to franchise records with 58 receptions for 700 yards and 10 touchdowns en route to the first Pro Bowl appearance by a Jaguars tight end.




JOHN BUTLER 


DEFENSIVE BACKS

6TH YEAR IN THE NFL

2ND YEAR WITH THE BILLS

- Enters his second year with the Bills as the defensive backs coach after spending the previous four seasons overseeing the Houston Texans secondary.
- Oversaw a Bills secondary in 2018 that allowed the fewest passing yards per game in the NFL.
- Coached at Penn State from 2012 to 2013, overseeing the secondary in 2012 and then serving as the defensive coordinator in 2013.
- Served as the special teams coach for South Carolina in 2011 after working as the linebackers and special teams coordinator for both Minnesota (2007-10) and Harvard (2003-06). Also has coached at Texas State, Midwestern State, Texas and Catholic University.




KEN DORSEY 


QUARTERBACKS

8TH YEAR IN THE NFL

1ST YEAR WITH THE BILLS

- Enters his first season as the Bills quarterbacks coach after holding the same position for the Panthers from 2013-17.
- Dorsey served as a pro scout for the Panthers during the 2011-12 seasons, along with working as Florida International's Assistant Athletic Director in 2018.
- Under Dorsey's watch, Panthers QB Cam Newton passed for 17,154 yards and 118 touchdowns. Newton was named NFL's Most Valuable Player following the 2015 season.
- Played quarterback at Miami from 1999-2002, leading the team to a 38-2 record during his tenure. Had a six-year career in the NFL.



JOHN EGORUGWU 

DOC/ASST. LINEBACKERS

5TH YEAR IN THE NFL

3RD YEAR WITH THE BILLS

- Joined the Bills in the 2017 offseason after spending the 2015-16 seasons on the Baltimore Ravens' staff as a defensive assistant.
- In 2018, the Bills linebackers group recorded 7 interceptions, tied for most in the league with the New York Giants.
- Spent the 2012-14 seasons at Missouri as a coaching graduate assistant.
- Started at linebacker for four years at William Jewell College and notched 156 tackles and 7.0 sacks in his playing career.
- Last name pronounced Egg-a-goo-roo.



CHAD HALL 

WIDE RECEIVERS

3RD YEAR IN THE NFL

3RD YEAR WITH THE BILLS

- Promoted to wide receivers coach in the 2019 offseason. Previously served as the Bills' offensive assistant.
- Played wide receiver for the Eagles (2010-12), 49ers (2012-13), Chiefs (2013) and played for the Jaguars during the 2014 preseason, accumulating 15 receptions for 144 yards and two touchdowns during his NFL career.
- As a senior at Air Force in 2007, Hall was the only player in the country to lead his team in rushing and receiving, finished third in the nation in all-purpose yards and was named the Mountain West Conference Offensive Player of the Year.
- Inducted into the Gwinnett Sports Hall of Fame in 2017 and served in the Air Force from 2008-2009.

COACHES




TERRY HEFFERNAN 

ASSISTANT OFFENSIVE LINE

4TH YEAR IN THE NFL

1ST YEAR WITH THE BILLS

- Hired by the Bills in the 2019 offseason as the assistant offensive line coach.
- Prior to joining the Bills, served as the associate head coach and offensive line coach at Eastern Kentucky. Under his guidance, EKU rushed for 2,246 yards in 2018. It was the highest rushing total for an Eastern team since 2014. In 2018, the Colonels ranked second in the OVC in the nation in rushing offense.
- Heffernan also spent three seasons with the Lions (2013-15) serving as both a offensive quality control coach and the team's assistant offensive line coach.



BOBBY JOHNSON 

OFFENSIVE LINE

10TH YEAR IN THE NFL

1ST YEAR WITH THE BILLS

- Hired as the team's offensive line coach in the 2019 offseason.
- Served as the Colts' assistant offensive line coach in 2018. The Colts' offensive line helped the team to a seventh overall ranking in the NFL for yards per game during the season.
- Throughout his career, was the Raiders tight ends coach (2015-17), Lions assistant offensive line coach (2014-13), Jaguars coach (2012) and Bills assistant offensive line coach (2010-11).
- Has 25 total years of coaching experience, also spending time at Indiana, Miami (OH), and Akron.



MARC LUBICK 

**OFFENSIVE QUALITY CONTROL/
DEFENSE SPECIAL PROJECTS**

11TH YEAR IN THE NFL

3RD YEAR WITH THE BILLS

- Entering his third season on the Bills coaching staff in 2019 and his 11th year in the NFL.
- As the assistant wide receivers coach with the Denver Broncos from 2015-16, Lubick coached a pair of 1,000- yard receivers (Demaryius Thomas and Emmanuel Sanders) in both seasons and won Super Bowl 50.
- Texans wide receiver Andre Johnson earned two of his seven Pro Bowl selections working with Lubick and led the NFL with 221 catches from 2012-13.
- After playing safety at Montana State University from 1996-99, Lubick spent eight years coaching in the college ranks.
- Son of Louis Matthew "Sonny" Lubick, head coach of the Colorado State Rams from 1993-2007.



JIM SALGADO 

DEFENSIVE ASSISTANT

3RD YEAR IN THE NFL

3RD YEAR WITH THE BILLS

- Joined the Bills prior to the 2017 season as a defensive assistant.
- Spent the previous 23 seasons as a college coach, most recently completing a seven-year stint at Princeton University with the last four as the team's defensive coordinator. At Princeton, Salgado coached 11 All-Ivy League defensive backs and 24 All-Ivy League defensive players en route to winning a pair of Ivy League championships.
- Salgado spent the 2005-08 seasons as Syracuse's defensive backs coach. The 2006 team ranked in the top 25 nationally in turnover margin (ninth, 0.92), interceptions (15th, 17) and turnovers gained (22nd, 28).
- Played cornerback at Hofstra from 1990-93 and helped the Pride advance to the 1990 NCAA Division III Semifinals.
- Previously worked with McDermott during an internship with the Panthers.



KELLY SKIPPER 

RUNNING BACKS

13TH YEAR IN THE NFL

3RD YEAR WITH THE BILLS

- Skipper is in his third stint as an NFL running backs coach after getting hired by the Bills ahead of the 2017 season.
- As the Jaguars running backs coach from 2015-16, Skipper tutored 2015 second-round draft pick T.J. Yeldon, who led AFC rookies with 740 rushing yards.
- Skipper served as running backs coach for the Raiders for six seasons after two years as tight ends coach.
- In 2010, Skipper oversaw a running game that ranked second (155.9 yards per game) in the NFL and established a franchise record by averaging 4.9 yards per attempt.
- Skipper played running back at Fresno State and finished his career with 2,237 rushing yards and 28 touchdowns.

COACHES



MATTHEW SMILEY 

+ ASSISTANT SPECIAL TEAMS

7TH YEAR IN THE NFL
3RD YEAR WITH THE BILLS

BILLS

- Smiley enters his seventh NFL season and third in Buffalo after being hired as the assistant special teams coach in the 2017 offseason.
- Coaching with the Jaguars from 2013-16, Smiley assisted a Jaguars special teams unit that finished the 2016 season tied for seventh in kick returns (23.8 avg. yards), and tenth in net punt yards (46.6 avg.).
- Spent eight seasons coaching college football, including four as a special teams coordinator, two as a defensive coordinator and one as an offensive coordinator.
- Graduated from Illinois in 2001, where he was a walk-on on the football team.



BILL TEERLINCK 

+ DEFENSIVE LINE

8TH YEAR IN THE NFL
3RD YEAR WITH THE BILLS

BILLS

- Returned to NFL coaching for the first time since 2011 as the Bills assistant defensive line coach in 2017. Was promoted to defensive line coach in 2018.
- Most recently spent three seasons coaching at Nevada, where he was the defensive line coach for three seasons while simultaneously serving as the co-defensive coordinator for his last two seasons there.
- Teerlinck spent five seasons (2007-11) as a defensive assistant with the Indianapolis Colts. During his time there, he worked with a defensive line that saw Dwight Freeney and Robert Mathis each selected to four Pro Bowls and captured the 2009 AFC Championship.
- Played linebacker at Chadron State, graduating in 2002.



SHEA TIERNEY 

+ OFFENSIVE ASSISTANT

5TH YEAR IN THE NFL
2ND YEAR WITH THE BILLS

BILLS

- Joined the Bills in 2018 after spending the previous two seasons as an offensive analyst for the University of Alabama.
- Worked under Bills offensive coordinator Brian Daboll while helping Alabama win a National Championship in 2017.
- Spent 2013-15 as a football analyst/coaching intern with the Philadelphia Eagles.
- Spent two seasons with the North Carolina State Wolfpack as an offensive graduate assistant from 2011-12.

COACHES



RYAN WENDELL 
+
COACHING ASSISTANT
1ST YEAR IN THE NFL
1ST YEAR WITH THE BILLS

- Entering his first season on the Bills coaching staff in 2019 and first year coaching in the NFL as a coaching assistant.
- Prior to joining the Bills staff, Wendell played in the NFL as a center for 8 seasons.
- He anchored the Patriots offensive line for the majority of his career, spending 7 seasons for the team. During his tenure, the team won a Super Bowl (2014) and two conference championships (2011, 2014).



AARON WHITECOTTON 
+
ASST. DEFENSIVE LINE
7TH YEAR IN THE NFL
3RD YEAR WITH THE BILLS


- Whitecotton enters his third year with the Bills and his second as the assistant defensive line coach in 2019.
- Spent the 2017 season as the administrative assistant to head coach Sean McDermott.
- Coached with the Jacksonville Jaguars from 2013-16, as a defensive assistant and was promoted to assistant defensive line coach for the 2016 season.
- Coached at New Mexico State in 2012 and at Myers Park high school from 2005-11.
- Played center at the University of South Carolina from 2000-01 and then graduated from the University of North Carolina-Charlotte.



MATT WORSWICK 
+
ASSISTANT TO HC
4TH YEAR IN THE NFL
3RD YEAR WITH THE BILLS


- Worswick is in his third season as the Assistant to the Head Coach for the Bills after starting his NFL career with the Carolina Panthers.
- During the 2017 and 18 seasons, Worswick assisted Head Coach Sean McDermott in the management of the coaching staff and assisted both the defense and special teams units.
- Was the football operations assistant for Carolina during the 2016 season helping to coordinate all aspects of the coaching and personnel needs.
- Worked as an intern during the 2014 and 2015 season for the Panthers in the equipment and football operations departments.

PLAYER PERSONNEL



**JOE
SCHOEN**
+ ASSISTANT GENERAL MANAGER

19TH YEAR IN THE NFL
3RD YEAR WITH THE BILLS



- Joined the Bills in 2017 and had been in the Miami Dolphins front office for the better part of the last decade, serving the last three as the Dolphins Director of Player Personnel.
- Spent the 2013 season as the Dolphins assistant director of college scouting after serving the first five years with Miami as one of the team's national scouts.
- Additionally led Miami's preparation, assessment and acquisition of potential professional and collegiate free agents. He spearheaded NFL draft preparations including evaluation and draft board construction while also serving as a key liaison between the coaching staff and personnel staff.
- Previously worked with Bills GM Brandon Beane in Carolina (2001-2007) before joining the Dolphins organization in 2008.



**DAN
MORGAN**
+ DIRECTOR OF PLAYER PERSONNEL

9TH YEAR IN THE NFL
2ND YEAR WITH THE BILLS



- Joined the Bills in 2018 and was most recently the Director of Pro Personnel with the Seattle Seahawks.
- Was responsible for guiding the pro and advance scouting efforts for the Seahawks.
- Spent the last seven seasons working in the Seattle Seahawks personnel department and was a member of the staff that won Super Bowl XLVIII.
- Was the 11th overall pick in the 2001 NFL Draft and he started in 59 games in seven seasons with the Carolina Panthers.
- He recorded a franchise record 18 tackles in Super Bowl XXXVIII and was named an All-Pro for his play in the 2004 season.



**MALIK
BOYD**
+ DIRECTOR OF PRO PERSONNEL

15TH YEAR IN THE NFL
3RD YEAR WITH THE BILLS



- Joined the Bills in 2017 after spending the past 12 season with the Arizona Cardinals, most recently as the Assistant Director of Pro Scouting since 2014.
- Also held the titles of Western Regional Scout (2014), Regional Scout (2008-12) and Area Scout (2005-07). Began his scouting career with the Indianapolis Colts in 2003.
- Named the NFC Scout of the Year in 2014 by the Fritz Pollard Alliance.
- Enjoyed a three-year NFL playing career following his days as a defensive back at Southern University. Boyd played for the Vikings from 1994-95, the Saints in 1996 and then had a stint with British Columbia in the CFL in 1997.
- Following his playing career, Boyd served as a defensive backs coach at his alma mater Smiley High School (Houston, TX) from 1999-01.



**TERRANCE
GRAY**
+ DIRECTOR OF COLLEGE SCOUTING

18TH YEAR IN THE NFL
3RD YEAR WITH THE BILLS



- Joined the Bills in 2017 after spending the last 11 seasons as a college scout with the Minnesota Vikings. He was last responsible for scouting the Southeast portion of the country.
- Worked in Player Development and Player Personnel for three years with the Kansas City Chiefs from 2003-05 before going to Minnesota. He served as the club's area scout of National Football Scouting (NFS) during the 2005 season and in preparation for the 2006 Draft. Prior to moving into scouting, Gray was the Chiefs Player Development Coordinator and worked in player personnel from June 2003 to June 2005.
- Was an intern in the NFL league office in 2002 and 2003 focusing on the NFL's Continuing Education program.

BUFFALO BILLS STAFF



EXECUTIVE

Terry Pegula.....Owner/CEO
Kim Pegula.....Owner/President
Brandon Beane.....General Manager
Gregg Brandon.....EVP & General Counsel
Frank Cravotta.....EVP of Creative Services, PSE
Chuck LaMattina.....EVP of Finance, PSE
Mark Preisler.....EVP of Media & Content, PSE
Ron Raccuia.....EVP of Licensing & Brand Merchandise, PSE

FRONT OFFICE

Dave Wheat.....Chief Administrative Officer
Jim Overdorf.....Sr. VP of Football Administration
Derek Boyko.....VP of Communications
Chris Colleary.....VP of Ticket Sales and Service
Dan Evans.....VP of Information Technology
Gretchen Geitter.....VP of Community Relations
Shaena Kershner.....VP of Marketing
Andy Major...VP of Operations and Guest Experience
Jeff Matthews.....VP of Media & Content
Scott Berchtold.....Special Assistant
Toni Addeo.....Executive Assistant

COACHES

Sean McDermott.....Head Coach
Brian Daboll.....Offensive Coordinator
Heath Farwell.....Special Teams Coordinator
Leslie Frazier.....Defensive Coordinator
Bob Babich.....Linebackers
Bobby Babich.....Safeties
Rob Boras.....Tight Ends
John Butler.....Defensive Backs
Ken Dorsey.....Quarterbacks
John Egorugwu...Defensive Quality Control/Asst. Linebackers
Chad Hall.....Wide Receivers
Terry Heffernan.....Assistant Offensive Line
Bobby Johnson.....Offensive Line
Marc Lubick....Off. Quality Control/Defense Special Projects
Jim Salgado.....Defensive Assistant
Kelly Skipper.....Running Backs
Matthew Smiley.....Assistant Special Teams
Bill Teerlinck.....Defensive Line
Shea Tierney.....Offensive Assistant
Ryan Wendell.....Coaching Assistant
Aaron Whitecotton.....Assistant Defensive Line
Matt Worswick.....Assistant to the Head Coach

STRENGTH & CONDITIONING

Eric Ciano.....Head Strength and Conditioning
Will Greenberg....Assistant Strength and Conditioning
Mark Loecher....Strength and Conditioning Assistant
Hal Luther.....Assistant Strength and Conditioning
Jason Oszwart....Strength and Conditioning Assistant

PLAYER PERSONNEL

Joe Schoen.....Assistant General Manager
Malik Boyd.....Director of Pro Personnel
Terrance Gray.....Director of College Scouting
Dan Morgan.....Director of Player Personnel
Lake Dawson.....Assistant Director of College Scouting
Brian Fisher.....Midwest College Scout
Pete Harris.....Northeast Area Scout
Dennis Hickey.....Senior National Scout
A.J. Highsmith.....Area Scout
Keith Jennings.....BLESTO Scout
Doug Majeski.....West Area Scout
Chris Marrow.....Pro Scout
Asil Mulbah.....Pro Scout
Tyler Pratt.....Personnel Coordinator
Curtis Rukavina.....Pro Scout
Mike Szabo.....Area Scout
RJ Webb.....Scouting Assistant

PLAYER ENGAGEMENT & ALUMNI

Marlon Kerner...Director of Player Engagement & Alumni
Jeremy Kelley.....Alumni Manager
Len Vanden Bos.....Team Chaplain
Laura Young.....Coordinator of Player Services

FOOTBALL ADMINISTRATION

Luis Güilamo....Director of Analytics & App. Development
Dennis Lock.....Director of Football Research and Strategy
Kevin Meganck....Director of Football Administration
Brendan Rowe.....Director of Football Operations
Raymond Alonzo.....Developer
Jason Barbarino.....Coordinator of Football Administration/Operations
Shuler Cotton.....Data Analyst
Gail Zielinski.....Administrative Assistant
Warren Zorilla.....Senior Developer

ATHLETIC TRAINERS

Nate Breske.....Head Athletic Trainer
Chris Fischetti.....Head of Rehabilitation & Head Injury Management Services
Denny Kellington.....Assistant Athletic Trainer
Joe Micca.....Physical Therapist
Tabani Richards.....Assistant Athletic Trainer

EQUIPMENT

Jeffrey Mazurek....Director of Equipment Operations
Spencer Haws....Assistant Director of Equipment Operations
Kori Reblin.....Equipment Assistant
Austin Skobel.....Equipment Assistant

BUFFALO BILLS STAFF



VIDEO

Jeff Mueller Video Director
Wesley Burnard Assistant Video Director
John Sniegowski Video Coordinator

PERFORMANCE SCIENCE

Joe Collins Director of Performance Science
Jo Clubb Applied Sports Scientist
Jason Long Coordinator of Performance Science
and Special Projects
Katy Turner Peak Performance Specialist

BUSINESS OPERATIONS

Barb Evans Director of Human Resources
Kathryn D'Angelo Assistant General Counsel
Celinda Santiago Mathews Administrative Assistant
Michelle Schrum Human Resources Generalist

COMMUNICATIONS

Kevin Kearns Director of Communications
Chris Fanelli Manager of Communications
Nicole Hendricks Coordinator of Communications
Qadeer Morgan Communications Coordinator

COMMUNITY RELATIONS

Preston Teague Senior Director of Community
Relations and Youth Football
Meghan Hess Manager of Community Relations
Ryan Moore Youth Programs Coordinator
Michelle Roberts Program Office, Buffalo Bills Foundation
Keewan Thomas Community Relations Coordinator
Andrea Turton Administrative Assistant

FINANCE

Josh Dziurlikowski Controller
Sondra Bridge Sr. Payroll Manager
Kris Gregory Senior Accounting Manager
Michelle Greis Accounts Payable Manager
Melissa Kulczyk Payroll Coordinator
Travis Scott Senior Accountant

INFORMATION TECHNOLOGY

Mike Aggrey Support Specialist
Justin Frentzel Support Specialist
Mathiew Harris Information Security Manager
Crystal Jowdy Manager of Technology Services
Bob Schumacher Network Engineer
Jim Zilliox IT Project Manager

MARKETING

Kelly Baker Marketing Manager
Alex Compton Marketing Coordinator

MEDIA AND CONTENT

Mike Adamek Sr. Director of Media and Content
Chris Jenkins Sr. Director of Content
James Acton Associate Producer
Chris Brown Bills Insider
Corrina Dolan Associate Producer
John Murphy Co-host of One Bills Live
and Radio Voice of the Bills
Steve Tasker Co-host of One Bills Live
Simon Tuckey Associate Producer

MEDICAL STAFF

Dr. Leslie Bisson Medical Director
Dr. Andrew Cappuccino Team Orthopedist - Spine
Dr. Marc Fineberg Team Orthopedist
Dr. Mark Kim Team Internist
Dr. Tom White Team Internist

SECURITY

Chris Clark Sr. Director of Security
Paul Sortisio Director of Security
Lisa Cudihy Security Guard
Marty McLaughlin Security Manager
Steve Zak Security Guard

STADIUM OPERATIONS

John Polka Executive Director of Stadium Operations
Matt Hunter Sr. Director of Stadium Operations
Brian Burd Director of Training Center Operations
Joe Frandina Director of Construction Management
Aaron Ramella Head Groundskeeper/Director of Grounds
Dave Boehm Construction Manager
Sally Cataldo Stadium Operations Coordinator
Tom Christen Operations Associate
Bill Connell Operations Associate
Steven Cutlip Housekeeping/Maintenance
Debbie Haley Operations Associate
Chad Laurie Operations Associate
Cody Littere Operations Associate
Rick Morrow Mailroom
Steve Mount Operations Associate
Erick Pierce Shipping and Receiving Coordinator
Greg Przywara Operations Associate
Joseph Selapack Operations Associate
Nick Shuskie General Maintenance
Andrew Wagner General Maintenance
Kara Watson Operations Associate
Jim Willibey Operations Associate
Vince Zappio Operations Associate
Russ Zink Operations Associate

BUFFALO BILLS / PEGULA SPORTS AND ENTERTAINMENT STAFF



EVENT OPERATIONS & GUEST EXPERIENCE

Katie Jordan Director of Event Services
Zach Rutkowski Director of Guest Services
Emily Herr Manager of Event Services
Caitlin Brigham Coordinator of Guest Services
Erika Siegel Coordinator of Guest Services
Chris Urbanski Coordinator of Event Services

TICKET SALES AND SERVICE

Debbi Cummins Ticket System Director
Matt Patrone Director of Ticket Sales & Service
Shiloh Allan Ticket Sales Account Executive
Zac Brown Ticket Sales Account Executive
Mike Carroll Sr. Ticket Sales Account Executive
Ricky Ferrell Sr. Ticket Service Account Executive
Haley Clark Account Services Coordinator
Sara Beth Fisher Assistant Ticket Sales Manager
Danielle Gaddis Account Services Coordinator
Chris Holland Sr. Ticket Sales Manager
Jessica Laudico Sr. Premium Service Coordinator
Rachel Neumann Ticket Systems Coordinator
Sean O'Brien Sr. Manager of Premium Services
Briana Ridge Ticket Office Coordinator
Zach Richards Account Service Coordinator
Saliah Serrette Customer Service Coordinator
Don Sheldon Account Service Manager
Chris Smith Customer Service Representative
Kevin Sullivan Box Office Manager
Alexis Wilensky Customer Service Representative
Greg Wright Sr. Ticket Sales Account Executive

PEGULA SPORTS AND ENTERTAINMENT EXECUTIVES/LEADERSHIP TEAM

Kim Pegula CEO/ President of Pegula Sports and Entertainment (PSE)
Gregg Brandon EVP & General Counsel
Frank Cravotta EVP of Creative Services, PSE
Chuck LaMattina EVP of Finance, PSE
Mark Preisler EVP of Media & Content, PSE
Ron Raccuia EVP of Licensing & Brand Merchandise, PSE

VICE PRESIDENTS

Drew Boeing VP of Content Production
Chris Costanzo VP of Premium Seating
John Durbin VP of Sports Marketing
Christie Joseph VP of Human Resources
Daniel Misko VP of Sales
Jennifer Van Rysdam VP of Live Events
Christopher Schoepflin VP of External Affairs & Strategic Development

HUMAN RESOURCES

Erin Fierle Sr. HR Manager
Holly Weiskerger Sr. HR Manager
Nadine Leone Executive Administrative Assistant
Gina Reagan HR Systems & Project Manager
Kayla Collins HR Coordinator
Christina Fildes HR Assistant
Kelly Navarro Talent Acquisition Lead
Annmarie Schneider Recruiter

BUSINESS DEVELOPMENT

Charlie Cannan Director of Events
Rachel Cappellino Director of Partnership Solutions
Rob Crean Director of Live Events
Joe Foy Director of Corporate Sales
Taylor Gahagen Director of Corporate Development
Neal McMullen Director of Corporate Sales
Ashley Meganck Director of Corporate Sales
Kelley Van Ness Director of Corporate Partnerships
Dawn Chilcott Sr. Coordinator of Business Development
Brittany Czodli Account Coordinator, PicSix
Elizabeth Daley Office Efficiency & Engagement Coordinator
Kyle Georger Manager of Corporate Sales
Mark Glieco Coordinator of Corporate Partnerships
Kristine Hotchkiss Senior Designer
Ryan Hulub Sr. Coordinator of Corporate Partnerships
Joseph Johnson Corporate Sales Coordinator
Kevin Kennedy Sr. Live Events Marketing Manager
Kandace Kowalski Account Coordinator, PicSix
Jonathan Latke Manager of Corporate Sales
Emily Magavern Sr. Coordinator of Corporate Partnerships
Michelle Mitchell Coordinator of Suite Services
Melissa Palgutt Manager of Premium Seating
Allison Pawarski Manager of Corporate Partnerships & Special Projects
Dan Peters Traffic Coordinator
Sara Petrone Manager of Corporate Partnerships and Special Projects
John Ricotta Sr. Coordinator of Premium Sales
Joe Schillace Coordinator of Corporate Partnerships
Matthew Smaczniak Coordinator of Corporate Partnerships
Jeffrey Teplitsky Sr. Coordinator of Premium Sales
Kristy Wilensky Coordinator of Partnership Services & Special Projects
Lauren Yurko Administrative Asst. of Business Development

PEGULA SPORTS AND ENTERTAINMENT STAFF



COMMUNICATIONS

Don Heins Director of Communications
Colleen Kerr Communications Coordinator

CREATIVE

Mark Blaszak Director of Cinematography
Jason Holler Director of Video Production
Aaron La Porta Creative Director
Vicki Sitek Creative Director
Kimberly Vara Operations Director
Mike Adamusik Graphic Designer
Mike Bahrenburg Editor
Scott Balzer Editor
Clyde Burley Videographer
Lindsey Caber Senior Graphic Designer
Travis Carlson Videographer
Marc Davies Videographer
Joseph DeBenedictis Senior Editor
CJ Gates Editor
Melissa Gebhardt Senior Graphic Designer
Alexander Gioia Videographer
Dylan Goodsell Motion Designer
Luke Haag Cinematographer
Eric Heine Motion Designer
Lisa Hinterberger Graphic Designer
David Jackson Senior Motion Designer
Chelsea Kowalik Graphic Designer
Allen Leight Videographer
Justin Lowe Graphic Designer
Sean Pantling Graphic Designer
Andy Quinn Editor
Aaron Rizzo Videographer
Sara Schmidle Photographer/ Editor
Sarah Schuller Account Manager, PicSix
Bill Wippert Chief Photographer
Ben Woody Videographer
Patrick Worrell Motion Designer
Maggie Zuffranieri Traffic Coordinator

FINANCE & BUSINESS OPS

Kyle Allen Manager of Reporting & Analytics
Ben White Counsel

INFORMATION TECHNOLOGY

Shaun Handley Manager of IT
Nick Horvath IT Support Specialist

MARKETING

Scott Miner Director of Business Solutions
Gregg Pastore Director of Digital
Strategy & Optimization
Anna Stolzenburg .. Director of Social Media Strateg
& Content
Maja Alikalfic Coordinator of Digital Partnerships
Evan Barrick CRM Analyst
Jami Cohen Social Media Editor
Jacquie Greco Hospitality Marketing Manager
Ted Jarmuz Digital Marketing Coordinator
Craig Kanalley .. Digital Analytics & Insights Manager
Connor Kukla Data Analyst
John Landi CRM Architect
Vincent Lepore Manager of Business Analytics
Kristie Manzella Media Strategist/ Buyer
Olivia Merrill Platform Optimization Coordinator
Alexandra Napoli Social Media Editor
Glen Noworyta Solutions Developer I
Chris O'Connell Manager of Data Strategy
Nico Ruggiero Program Manager
Zachary Specht Social Media Editor
Alexi Spector Social Media Editor
Kelsey Sweet Social Media Editor
Michael Whitney Copywriter

MEDIA & CONTENT

Steve Asposto Sr. Director Broadcast Engineering
Michelle Girardi Zumwalt Supervising Producer
Dean Angle Library Manager
Jeff Coltoniak Technical Director
George Blas Studio Production Assistant
Angela Filipiski Media and Content Coordinator
Jay Harris Senior Producer
Thomas Hollander Graphics Producer
Andrew Peters Talent
David Rich Assistant AV Engineer
Craig Rivet Talent
Kelly Rood Studio Production Assistant
Jordan Teritto Producer
Kyle Toot Producer



PLAYERS

ALPHABETICAL ROSTER



NO.	NAME	POS	HT	WT	DOB	EXP	COLLEGE	HOMETOWN	HOW ACQ.
57	Alexander, Lorenzo	LB	6-1	245	5/31/1983	13	California	Berkeley, CA	FA-16
41	Alexander, Maurice	LB	6-2	220	2/16/1991	6	Utah State	St. Louis, MO	FA-19
17	Allen, Josh	QB	6-5	237	5/21/1996	2	Wyoming	Firebaugh, CA	D1a-18
5	Barkley, Matt	QB	6-2	234	9/8/1990	7	Southern California	Santa Anna, CA	FA-18
10	Beagley, Cole	WR	5-8	174	4/26/1989	8	Southern Methodist	Houston, TX	FA-19
84	Becker, Nate	TE	6-5	264	3/24/1996	6	Miami (OH)	Cartersville, GA	UDFA-19
66	Bodine, Russell	C	6-3	308	6/30/1992	6	North Carolina	Scamell, VA	FA-18
65	Boettger, Ike	G	6-6	313	10/5/1994	2	Iowa	Cedar Falls, IA	W-18 (NE)
9	Bojorquez, Corey	P	6-0	208	9/13/1996	2	New Mexico	Bellflower, CA	W-18 (KC)
13	Bolden Jr, Victor	WR	5-8	178	4/4/1995	3	Oregon State	Rancho Cucamonga, CA	FA-18
2	Brown, John	WR	5-11	178	4/3/1990	6	Pittsburg State	Homestead, FL	FA-19
20	Bush, Rafael	S	5-11	203	5/12/1987	9	South Carolina State	Williston, SC	FA-18
7	Carter, Cory	P	5-11	220	3/5/1994	2	Texas Southern	Raymond, MS	FA-17
80	Croom, Jason	TE	6-5	246	2/28/1994	2	Tennessee	Norcross, GA	UDFA-17
73	Dawkins, Dion	T	6-5	320	4/26/1994	3	Temple	Rahway, NJ	D2b-17
42	DiMarco, Patrick	FB	6-1	234	4/30/1989	9	South Carolina	Altamonte Springs, FL	FA-17
53	Dodson, Tyrel	LB	6-0	237	6/25/1998	2	Texas A&M	Franklin, TN	UDFA-19
62	Ducasse, Vladimir	G	6-5	329	10/15/1987	10	Massachusetts	Port-au-Prince, Haiti	FA-17
86	Easley, Nick	WR	5-11	203	1/14/1997	2	Iowa	Newton, IA	UDFA-19
49	Edmunds, Tremaine	LB	6-5	250	5/2/1998	2	Virginia Tech	Ringgold, VA	D1b-18
76	Feliciano, Jon	G	6-4	325	2/10/1992	5	Miami	Davie, FL	FA-19
69	Ferguson, Reid	LS	6-2	235	3/24/1994	3	LSU	Buford, GA	FA-16
48	Foggie, Juwan	LB	6-0	235	11/2/1995	8	Charlotte	High Point, NC	UDFA-19
70	Ford, Cody	T	6-3	329	12/28/1996	1	Oklahoma	Pineville, LA	D2-19
16	Foster, Robert	WR	6-2	196	5/7/1994	2	Alabama	Monaca, PA	UDFA-18
26	Gaines, E.J.	CB	5-10	190	2/23/1992	6	Missouri	Independence, MO	FA-19
28	Gore, Frank	RB	5-9	212	5/14/1983	15	Miami	Coral Gables, FL	FA-19
59	Harold, Eli	DE	6-3	243	1/20/1994	5	Virginia	Virginia Beach, VA	FA-19
4	Hauschka, Stephen	K	6-4	210	6/29/1985	12	Middlebury	Needham, MA	FA-17
55	Hughes, Jerry	DE	6-2	254	8/13/1988	10	Texas Christian	Sugar Land, TX	TR-13 (IND)
23	Hyde, Micah	S	6-0	197	12/31/1990	7	Iowa	Fostoria, OH	FA-17
6	Jackson, Tyree	QB	6-7	249	11/7/1997	7	Buffalo	Norton Shores, MI	UDFA-19
92	Johnson, Darryl	DE	6-6	253	4/4/1997	2	North Carolina A&T	Kingsland, GA	D7a-19
46	Johnson, Jaquan	S	5-10	191	11/6/1995	8	Miami	Miami, FL	D6-19
36	Johnson, Kevin	CB	6-0	185	8/5/1992	5	Wake Forest	Clarksville, MD	FA-19
24	Johnson, Taron	CB	5-11	192	7/27/1996	2	Weber State	Sacramento, CA	D4-18
11	Jones, Zay	WR	6-2	200	3/30/1995	3	East Carolina	Austin, TX	D2a-17
50	Joseph, Vosean	LB	6-1	230	12/15/1997	2	Florida	Miami, FL	D5-19
88	Knox, Dawson	TE	6-4	254	11/14/1996	6	Mississippi	Brentwood, TN	D3b-19
81	Kraft, Tyler	TE	6-6	252	10/15/1992	5	Rutgers	Downington, PA	FA-19
44	Lacey, Deon	LB	6-3	235	7/18/1990	3	West Alabama	Brighton, AL	W-19 (MIA)
90	Lawson, Shaq	DE	6-3	267	6/17/1994	4	Clemson	Central, SC	D1-16
47	Lewis, Cam	CB	5-9	183	4/13/1997	8	Buffalo	Detroit, MI	UDFA-19
38	Lewis, Ryan	C	6-0	195	4/15/1994	2	Pittsburgh	Seattle, WA	W-18 (NE)
61	Long, Spencer	C/G	6-5	318	11/8/1990	6	Nebraska	Elkhorn, NE	FA-19
98	Lotulelei, Star	DT	6-2	315	12/20/1989	7	Utah	South Jordan, UT	FA-18
56	Love, Mike	DE	6-3	255	10/22/1994	1	South Florida	Clearwater, FL	UDFA-18
31	Marlowe, Dean	S	6-1	208	7/25/1994	1	James Madison	Queens, NY	FA-17
14	McCloud III, Ray-Ray	WR	5-9	190	10/15/1996	2	Clemson	Tampa, FL	D6-18
25	McCoy, LeSean	RB	5-11	210	7/12/1988	11	Pittsburgh	Harrisburg, PA	TR-15 (PHI)
68	McDermott, Conor	T	6-8	305	10/19/1992	3	UCLA	Nashville, TN	W-17 (NE)
64	McGhin, Garrett	T	6-6	322	10/13/1995	3	East Carolina	Tallahassee, FL	UDFA-19
19	McKenzie, Isaiah	WR	5-8	173	4/9/1995	3	Georgia	Miami, FL	W-18 (DEN)
18	McLaughlin, Chase	K	6-0	190	4/9/1996	8	Illinois	Cypress, TX	UDFA-19
58	Milano, Matt	LB	6-0	223	7/28/1994	3	Boston College	Orlando, FL	D5a-17
60	Morse, Mitch	C	6-6	305	4/21/1992	5	Missouri	Austin, Texas	FA-19
92	Murphy, Marcus	RB	5-9	195	10/3/1991	4	Missouri	DeSoto, TX	FA-17
23	Murphy, Trent	DE	6-6	260	12/22/1990	6	Stanford	Stanton, AZ	FA-18
33	Neal, Siran	S	6-0	206	8/4/1994	2	Jacksonville State	Eufaula, AL	D5a-18
77	Nsekhe, Ty	T	6-8	330	10/27/1985	5	Texas State	Austin, TX	FA-19
91	Oliver, Ed	DT	6-1	287	12/12/1997	2	Houston	Houston, TX	D1-19
94	Peko, Kyle	DT	6-1	305	7/23/1993	2	Oregon State	La Habra, CA	FA-18
32	Perry, Senorise	RB	6-0	210	9/19/1991	5	Louisville	Summerville, GA	FA-19
87	Phillips, Cam	WR	6-0	201	12/16/1995	1	Virginia Tech	Laurel, MD	UDFA-18
99	Phillips, Harrison	DT	6-3	307	1/25/1996	2	Stanford	Omaha, NE	D3-18
97	Phillips, Jordan	DT	6-6	341	9/21/1992	5	Oklahoma	Towanda, KS	W-18 (MIA)
30	Pitts, Lafayette	CB	5-11	195	9/24/1992	4	Pittsburgh	Duquesne, PA	W-17 (JAX)
21	Poyer, Jordan	S	6-0	191	4/25/1991	7	Oregon State	The Dalles, OR	FA-17
8	Roberts, Andre	WR	5-11	195	1/9/1988	9	Citadel	Columbia, SC	FA-19
37	Rice, Denzel	CB	6-0	185	3/31/1993	3	Coastal Carolina	Winston-Salem, NC	FA-18
15	Scott, Da'Mari	WR	6-0	205	8/8/1995	1	Fresno State	Los Angeles, CA	FA-18
1	Sills, David	WR	6-3	211	5/29/1996	8	West Virginia	Wilmington, DE	UDFA-19
40	Singletary, Devin	RB	5-7	203	9/3/1997	6	Florida Atlantic	Deerfield Beach, FL	D3a-19
71	Sirles, Jeremiah	T/G	6-6	315	8/8/1991	6	Nebraska	Lakewood, CO	FA-18
85	Smith, Lee	TE	6-6	265	11/21/1987	9	Marshall	Powell, TN	FA-19
67	Spain, Quinton	G	6-4	330	8/7/1991	5	West Virginia	Petersburg, VA	FA-19
51	Stanford, Julian	LB	6-1	230	9/2/1990	7	Wagner	Bloomfield, CT	FA-18
89	Sweeney, Tommy	TE	6-4	251	7/1/1995	8	Boston College	Ramsey, NJ	D7b-19
75	Teller, Wyatt	G	6-4	314	11/21/1994	2	Virginia Tech	Beaton, VA	D5b-18
96	Thomas, Robert	DT	6-1	316	2/18/1991	3	Arkansas	Muskogee, OK	FA-18
52	Thompson, Corey	LB	6-1	222	12/23/1993	2	LSU	Missouri City, TX	UDFA-18
43	Towbridge, Keith	TE	6-5	262	5/21/1995	2	Louisville	Toledo, OH	W-19 (TEN)
74	Waddle, LaAdrian	T	6-6	315	7/21/1991	6	Texas Tech	College Station, TX	FA-19
45	Wade, Christian	RB	5-7	185	5/15/1991	8	St. Mary's (UK)	Slough, England	IPP-19
39	Wallace, Levi	CB	6-0	179	6/12/1995	2	Alabama	Tucson, AZ	UDFA-18
63	Walton, L.T.	DT	6-5	305	3/31/1992	5	Central Michigan	Clinton Township, MI	FA-19
79	Wesley, De'Ondre	T	6-6	331	7/28/1992	3	BYU	Antioch, CA	W-19 (IND)
27	White, Tre'Davious	CB	5-11	192	1/16/1995	3	LSU	Shreveport, LA	D1-17
82	Williams, Duke	WR	6-3	225	5/13/1993	1	Auburn	Reserve, LA	FA-19
54	Yarbrough, Eddie	DE	6-3	259	4/24/1993	3	Wyoming	Aurora, CO	FA-17
29	Yeldon, T.J.	RB	6-1	223	10/2/1993	5	Alabama	Daphne, AL	FA-19

NUMERICAL ROSTER



NO.	NAME	POS	HT	WT	AGE	EXP	COLLEGE	HOMETOWN	HOW ACQ.
1	David Sills	WR	6-3	211	22	R	West Virginia	Wilmington, DE	UDFA-19
2	John Brown	WR	5-11	178	28	6	Pittsburg State	Homestead, FL	FA-19
4	Stephen Hauschka	K	6-4	210	33	12	Middlebury	Needham, MA	FA-17
5	Matt Barkley	QB	6-2	234	28	7	Southern California	Santa Anna, CA	FA-18
6	Tyree Jackson	QB	6-7	249	21	R	Buffalo	Norton Shores, MI	UDFA-19
7	Cory Carter	P	5-11	220	25	2	Texas Southern	Raymond, MS	FA-17
8	Andre Roberts	WR	5-11	195	31	9	Citadel	Columbia, SC	FA-19
9	Corey Bojorquez	P	6-0	208	22	2	New Mexico	Bellflower, CA	W-18 (NE)
10	Cole Beasley	WR	5-8	174	29	8	Southern Methodist	Houston, TX	FA-19
11	Zay Jones	WR	6-2	200	23	3	East Carolina	Austin, TX	D2a-17
13	Victor Bolden Jr	WR	5-8	178	23	3	Oregon State	Rancho Cucamonga, CA	FA-18
14	Ray-Ray McCloud III	WR	5-9	190	22	2	Clemson	Tampa, FL	D6-18
15	Da'Mari Scott	WR	6-0	205	23	1	Fresno State	Los Angeles, CA	FA-18
16	Robert Foster	WR	6-2	196	24	2	Alabama	Monaca, PA	UDFA-18
17	Josh Allen	QB	6-5	237	22	2	Wyoming	Firebaugh, CA	D1a-18
18	Chase McLaughlin	K	6-0	190	23	R	Illinois	Cypress, TX	UDFA-19
19	Isajah McKenzie	WR	5-8	173	23	3	Georgia	Miami, FL	W-18 (DEN)
20	Rafael Bush	S	5-11	203	31	9	South Carolina State	Williston, SC	FA-18
21	Jordan Poyer	S	6-0	191	27	7	Oregon State	The Dalles, OR	FA-17
22	Marcus Murphy	RB	5-9	195	28	4	Missouri	DeSoto, TX	FA-17
23	Micah Hyde	S	6-0	197	28	7	Iowa	Fostoria, OH	FA-17
24	Taron Johnson	CB	5-11	192	22	2	Weber State	Sacramento, CA	D4-18
25	LeSean McCoy	RB	5-11	210	30	11	Pittsburgh	Harrisburg, PA	TR-15 (PHI)
26	E.J. Gaines	CB	5-10	190	27	6	Missouri	Independence, MO	FA-19
27	Tre'Davious White	CB	5-11	192	23	3	Louisiana State	Shreveport, LA	D1-17
28	Frank Gore	RB	5-9	212	35	5	Miami	Coral Gables, FL	FA-19
29	T.J. Yeldon	RB	6-1	223	25	15	Alabama	Daphne, AL	FA-19
30	Lafayette Pitts	CB	5-11	195	26	4	Pittsburgh	Duquesne, PA	W-17 (JAX)
31	Dean Marlowe	S	6-1	208	26	3	James Madison	Queens, NY	FA-17
32	Senorise Perry	RB	6-0	210	27	5	Louisville	Summerville, GA	FA-19
33	Siran Neal	S	6-0	206	24	2	Jacksonville State	Eufaula, AL	D5a-18
36	Kevin Johnson	CB	6-0	185	26	5	Wake Forest	Clarksville, MD	FA-19
37	Denzel Rice	CB	6-0	185	25	3	Coastal Carolina	Winston-Salem, NC	FA-18
38	Ryan Lewis	CB	6-0	195	24	2	Pittsburgh	Seattle, WA	W-18 (NE)
39	Levi Wallace	CB	6-0	179	23	2	Alabama	Tucson, AZ	UDFA-18
40	Devin Singletary	RB	5-7	203	21	R	Florida	Deerfield Beach, FL	D3a-19
41	Maurice Alexander	LB	6-2	220	28	6	Utah State	St. Louis, MO	FA-19
42	Patrick DiMarco	FB	6-1	234	29	9	South Carolina	Altamonte Springs, FL	FA-17
43	Keith Towbridge	TE	6-5	262	24	2	Louisville	Wilou, OH	W-19 (TEN)
44	Deon Lacey	LB	6-3	235	28	3	West Alabama	Brighton, TN	W-17 (MIA)
45	Christian Wade	RB	5-9	196	27	R	St. Mary's (UK)	Slough, England	IPP-19
46	Jaquan Johnson	S	5-10	191	23	R	Miami	Miami, FL	D6-19
47	Cam Lewis	CB	5-9	183	22	R	Buffalo	Detroit, MI	UDFA-19
48	Juwan Foggie	LB	6-0	235	23	R	Charlotte	High Point, NC	UDFA-19
49	Tremaine Edmunds	LB	6-5	250	20	2	Virginia Tech	Ringgold, VA	D1b-18
50	Vosean Joseph	LB	6-1	230	21	R	Florida	Miami, FL	D5-19
51	Julian Stanford	LB	6-1	230	28	7	Wagner	Bloomfield, CT	FA-18
52	Corey Thompson	LB	6-1	222	25	2	Louisiana State	Missouri City, TX	UDFA-18
53	Tyrel Dodson	LB	6-0	237	20	3	Texas A&M	Franklin, TN	UDFA-19
54	Eddie Yarbrough	DE	6-3	259	25	3	Wyoming	Aurora, CO	FA-17
55	Jerry Hughes	DE	6-2	254	30	10	Texas Christian	Sugar Land, TX	TR-13 (IND)
56	Mike Love	DE	6-3	265	25	15	South Florida	Clearwater, FL	UDFA-18
57	Lorenzo Alexander	LB	6-1	245	36	13	California	Berkeley, CA	FA-16
58	Matt Milano	LB	6-0	223	24	3	Boston College	Orlando, FL	D5a-17
59	Eli Harold	DE	6-3	243	25	5	Virginia	Virginia Beach, VA	FA-19
60	Mitch Morse	C	6-6	305	26	5	Missouri	Austin, Texas	FA-19
61	Spencer Long	C/G	6-5	318	28	6	Nebraska	Elkhorn, NE	FA-19
62	Vladimir Ducasse	G	6-5	329	31	10	Massachusetts	Port-au-Prince, Haiti	FA-17
63	L.T. Walton	DT	6-5	305	27	5	Central Michigan	Clinton Township, MI	FA-19
64	Garrett McGhin	OL	6-6	302	23	R	East Carolina	Littlhasse, FL	UDFA-19
65	Ike Boettger	G	6-6	313	24	2	Iowa	Cedar Falls, IA	W-18 (KC)
66	Russell Bodine	C	6-3	308	26	6	North Carolina	Scottsville, VA	FA-18
67	Quinton Spain	G	6-4	330	27	5	West Virginia	Petersburg, VA	FA-19
68	Conor McDermott	T	6-8	305	26	3	UCLA	Nashville, TN	W-17 (NE)
69	Reid Ferguson	LS	6-2	235	24	3	Louisiana State	Buford, GA	FA-16
70	Cody Ford	T	6-3	329	22	R	Oklahoma	Pineville, LA	D2-19
71	Jeremiah Sirles	T/G	6-6	315	27	6	Nebraska	Lakewood, CO	FA-18
73	Dion Dawkins	T	6-5	320	24	3	Temple	Rohway, NJ	D2b-17
74	LaAdrian Waddle	T	6-6	315	27	6	Texas Tech	College Station, TX	FA-19
75	Wyatt Teller	G	6-4	314	24	2	Virginia Tech	Beaton, VA	D5b-18
76	Jon Feliciano	G	6-4	325	27	5	Miami	Davie, FL	FA-19
77	Ty Nsekhe	T	6-8	330	33	5	Texas State	Austin, TX	FA-19
79	De'Ondre Wesley	T	6-6	331	26	3	BYU	Antioch, CA	W-19 (IND)
80	Jason Crompton	TE	6-5	246	25	2	Tennessee	Norcross, GA	UDFA-17
81	Tyler Kraft	TE	6-6	252	26	5	Rutgers	Downingtown, PA	FA-19
82	Duke Williams	WR	6-3	225	26	1	Auburn	Reserve, LA	FA-19
84	Nate Becker	TE	6-5	264	23	R	Miami (OH)	Carmel, IN	UDFA-19
85	Lee Smith	TE	6-6	265	31	9	Marshall	Powell, TN	FA-19
86	Nick Easley	WR	5-11	203	22	R	Iowa	Newton, IA	UDFA-19
87	Cam Phillips	WR	6-0	201	23	1	Virginia Tech	Laurel, MD	UDFA-18
88	Dawson Knox	TE	6-4	254	22	R	Mississippi	Brentwood, TN	D3b-19
89	Tommy Sweeney	TE	6-4	251	23	R	Boston College	Ramsey, NJ	D7b-19
90	Shaq Lawson	DE	6-3	267	24	4	Clemson	Central, SC	D1-16
91	Ed Oliver	DT	6-1	287	21	R	Houston	Houston, TX	D1-19
92	Darryl Johnson	DE	6-6	253	22	R	North Carolina A&T	Kingsland, GA	D7a-19
93	Trent Murphy	DE	6-6	260	28	6	Stanford	Phoenix, AZ	FA-18
94	Kyle Peko	DT	6-1	305	25	2	Oregon State	La Habra, CA	FA-18
96	Robert Thomas	DT	6-1	316	28	3	Arkansas	Muskogee, OK	FA-18
97	Jordan Phillips	DT	6-6	341	26	5	Oklahoma	Towanda, KS	W-18 (MIA)
98	Star Lotulelei	DT	6-2	315	30	7	Utah	South Jordan, UT	FA-18
99	Harrison Phillips	DT	6-3	307	23	2	Stanford	Omaha, NE	D3-18

2019 ROSTER BREAKDOWN



HOW THEY WERE ACQUIRED		
2013	Jerry Hughes	TR-IND
2015	LeSean McCoy	TR-PHI
2016	Lorenzo Alexander	FA
	Shaq Lawson	D1
	Reid Ferguson	UDFA
2017	Micah Hyde	FA
	Jordan Poyer	FA
	Patrick DiMarco	FA
	Vladimir Ducasse	FA
	Stephen Hauschka	FA
	Eddie Yarbrough	FA
	Marcus Murphy	FA
	Cory Carter	FA
	Tre Davious White	D1
	Zay Jones	D2a
	Dion Dawkins	D2b
	Matthew Milano	D3b
	Jason Croom	UDFA
	Dean Marlowe	FA
	Dean Lacey	W-MIA
	Conor McDermott	W-NE
	Lafayette Pitts	W-JAX
2018	Russell Bodine	FA
	Rafael Bush	FA
	Star Lotulelei	FA
	Trent Murphy	FA
	Julian Stanford	FA
	Josh Allen	D1a
	Tremaine Edmunds	D1b
	Harrison Phillips	D3
	Taron Johnson	D4
	Siran Neal	D5a
	Wyatt Teller	D5b
	Roy-Ray McCloud III	D6
	Ike Boettger	UDFA
	Robert Foster	UDFA
	Mike Love	UDFA
	Cam Phillips	UDFA
	Corey Thompson	UDFA
	Levi Wallace	UDFA
	Corey Bojorquez	W (NE)
	Ryan Lewis	FA
	Jeremiah Sirles	FA
	Jordan Phillips	W (MIA)
	Matt Barkley	FA
	Isaiah McKenzie	W (DEN)
	Kyle Peko	FA
	Robert Thomas	FA
	Denzel Rice	FA
	Da'Mari Scott	W (CLE)
	Victor Bolden Jr.	PS (SF)
2019	Duke Williams	FA
	Spencer Long	FA
	Kevin Johnson	FA
	Cole Beasley	FA
	John Brown	FA
	Jon Feliciano	FA
	Frank Gore	FA
	Tyler Kraft	FA
	Mitch Morse	FA
	Ty Nsekhe	FA
	Andre Roberts	FA
	LaAdrian Waddle	FA
	Maurice Alexander	FA
	E.J. Gaines	FA
	Senorise Perry	FA
	Quinton Spain	FA
	Christian Wade	IPP
	Eli Harold	FA
	T.J. Yeldon	FA
	Ed Oliver	D1
	Cody Ford	D2
	Devin Singletary	D3a
	Dawson Knox	D3b
	Vosean Joseph	D5
	Jaquan Johnson	D6
	Darryl Johnson	D7a
	Tommy Sweeney	D7b
	Tyrel Dodson	UDFA
	Nick Easley	UDFA
	Juwon Faggie	UDFA
	Tyree Jackson	UDFA
	Cam Lewis	UDFA
	Chase McLaughlin	UDFA
	David Sills	UDFA
	Lee Smith	FA
	Garrett McGhin	UDFA
	De'Andre Wesley	W-IND
	L.T. Walton	FA
	Nate Becker	UDFA
	Keith Towbridge	W (TEN)

BY DRAFT ROUND				
1	Jerry Hughes	IND	2010	
	Star Lotulelei	CAR	2013	
	Kevin Johnson	HOU	2015	
	Shaq Lawson	BUF	2016	
	Tre Davious White	BUF	2017	
	Josh Allen	BUF	2018	
	Tremaine Edmunds	BUF	2018	
	Ed Oliver	BUF	2019	
2	LeSean McCoy	PHI	2009	
	Vladimir Ducasse	NYJ	2010	
	Trent Murphy	WAS	2014	
	Mitch Morse	KC	2015	
	Jordan Phillips	MIA	2015	
	T.J. Yeldon	JAX	2015	
	Dion Dawkins	BUF	2017	
	Zay Jones	BUF	2017	
	Cody Ford	BUF	2019	
3	Frank Gore	SF	2005	
	Andre Roberts	ARZ	2010	
	Matt Barkley	PHI	2013	
	John Brown	ARZ	2014	
	Eli Harold	SF	2015	
	Tyler Kraft	CIN	2015	
	Spencer Long	WAS	2015	
	Harrison Phillips	BUF	2018	
	Dawson Knox	BUF	2019	
	Devin Singletary	BUF	2019	
4	Maurice Alexander	STL	2014	
	Russell Bodine	CIN	2014	
	Jon Feliciano	OAK	2015	
	Taron Johnson	BUF	2018	
5	Lee Smith	NE	2011	
	Micah Hyde	GB	2013	
	Isaiah McKenzie	DEN	2017	
	Matt Milano	BUF	2017	
	Siran Neal	BUF	2018	
	Wyatt Teller	BUF	2018	
	Vosean Joseph	BUF	2019	
6	E.J. Gaines	STL	2014	
	L.T. Walton	PIE	2015	
	Conor McDermott	NE	2017	
	Roy-Ray McCloud III	BUF	2018	
	Jaquan Johnson	BUF	2019	
7	Jordan Poyer	PHI	2013	
	Marcus Murphy	NO	2015	
	Darryl Johnson	BUF	2019	
	Tommy Sweeney	BUF	2019	
FA	Lorenzo Alexander	CAR	2005	
	Stephen Hauschka	MIN	2008	
	Rafael Bush	ATL	2010	
	Patrick DiMarco	SDC	2011	
	Cole Beasley	DAL	2012	
	Ty Nsekhe	IND	2012	
	Julian Stanford	JAX	2012	
	Deon Lacey	DAL	2013	
	LaAdrian Waddle	DET	2013	
	Senorise Perry	CHI	2014	
	Jeremiah Sirles	LAC	2014	
	Robert Thomas	WAS	2014	
	Dean Marlowe	CAR	2015	
	Denzel Rice	PHI	2015	
	Quinton Spain	TEN	2015	
	De'Andre Wesley	BAL	2015	
	Reid Ferguson	BUF	2016	
	Kyle Peko	DEN	2016	
	Lafayette Pitts	MIA	2016	
	Duke Williams	LAR	2016	
	Eddie Yarbrough	DEN	2016	
	Victor Bolden Jr.	SF	2017	
	Cory Carter	HOU	2017	
	Jason Croom	BUF	2017	
	Ryan Lewis	ARI	2017	
	Keith Towbridge	BUF	2017	
	Ike Boettger	BUF	2018	
	Robert Foster	BUF	2018	
	Cam Phillips	BUF	2018	
	Levi Wallace	BUF	2018	
	Corey Thompson	BUF	2018	
	Mike Love	BUF	2018	
	Da'Mari Scott	CLE	2018	
	Corey Bojorquez	NE	2018	
	Tyrel Dodson	BUF	2019	
	Nick Easley	BUF	2019	
	Juwon Faggie	BUF	2019	
	Tyree Jackson	BUF	2019	
	Cam Lewis	BUF	2019	
	Garrett McGhin	BUF	2019	
	Chase McLaughlin	BUF	2019	
	David Sills	BUF	2019	
	Nate Becker	BUF	2019	
IPP	Christian Wade	BUF	2019	

BY EXPERIENCE				
PLAYER	EXP	GP	GS	w/BUF
Frank Gore	15	210	196	
Lorenzo Alexander	13	175	51	48/35
Stephen Hauschka	12	149	0	31/0
LeSean McCoy	11	147	132	57/56
Jerry Hughes	10	136	87	96/80
Vladimir Ducasse	10	111	51	22/21
Andre Roberts	9	135	41	
Lee Smith	9	107	66	56/34
Patrick DiMarco	9	99	48	32/14
Rafael Bush	9	91	25	15/7
Cole Beasley	8	103	22	
Micah Hyde	7	94	64	31/31
Star Lotulelei	7	92	91	16/16
Jordan Poyer	7	79	41	31/31
Julian Stanford	7	72	11	13/1
Matt Barkley	7	12	7	1/1
Russell Bodine	6	74	74	10/10
John Brown	6	72	42	
LaAdrian Waddle	6	61	31	
Trent Murphy	6	60	32	13/10
Spencer Long	6	53	44	
Maurice Alexander	6	50	23	
E.J. Gaines	6	43	38	11/11
Jeremiah Sirles	6	42	20	12/5
Eli Harold	5	61	24	
Jordan Phillips	5	59	26	12/0
Ty Nsekhe	5	56	16	
Tyler Kraft	5	51	35	
T.J. Yeldon	5	51	30	
Quinton Spain	5	50	48	
Mitch Morse	5	49	49	
Jon Feliciano	5	48	8	
Senorise Perry	5	48	0	
L.T. Walton	5	36	4	
Kevin Johnson	5	35	18	
Lafayette Pitts	4	40	0	26/0
Shaq Lawson	4	35	17	35/17
Marcus Murphy	4	28	1	12/1
Tre Davious White	3	32	32	32/32
Dion Dawkins	3	32	27	32/27
Reid Ferguson	3	32	0	32/0
Dean Lacey	3	32	0	32/0
Eddie Yarbrough	3	31	6	31/6
Zay Jones	3	31	25	31/25
Matt Milano	3	29	18	29/18
Robert Thomas	3	26	0	2/0
Isaiah McKenzie	3	19	1	7/1
Denzel Rice	3	19	0	4/0
Victor Bolden Jr.	3	15	0	2/0
Conor McDermott	3	8	0	8/0
De'Andre Wesley	3	7	0	
Dean Marlowe	3	2	1	2/1
Siran Neal	2	16	0	16/0
Harrison Phillips	2	16	0	16/0
Jason Croom	2	15	3	15/3
Tremaine Edmunds	2	15	15	15/15
Robert Foster	2	13	3	13/3
Josh Allen	2	12	11	12/11
Taron Johnson	2	11	2	11/2
Roy-Ray McCloud III	2	10	0	10/0
Ryan Lewis	2	8	3	8/3
Wyatt Teller	2	8	7	8/7
Corey Bojorquez	2	8	0	8/0
Levi Wallace	2	7	7	7/7
Kyle Peko	2	7	0	
Corey Thompson	2	6	0	6/0
Ike Boettger	2	4	0	4/0
Cory Carter	2	0	0	
Keith Towbridge	2	0	0	
Mike Love	1	3	0	3/0
Da'Mari Scott	1	3	0	3/0
Cam Phillips	1	2	0	2/0
Duke Williams	1	0	0	
Christian Wade	R	0	0	
Ed Oliver	R	0	0	
Cody Ford	R	0	0	
Devin Singletary	R	0	0	
Dawson Knox	R	0	0	
Vosean Joseph	R	0	0	
Jaquan Johnson	R	0	0	
Darryl Johnson	R	0	0	
Tommy Sweeney	R	0	0	
Tyrel Dodson	R	0	0	
Nick Easley	R	0	0	
Juwon Faggie	R	0	0	
Tyree Jackson	R	0	0	
Cam Lewis	R	0	0	
Chase McLaughlin	R	0	0	
David Sills	R	0	0	
Garrett McGhin	R	0	0	
Nate Becker	R	0	0	

2019 PERSONNEL MOVES



- **January 7** - Signed WR Duke Williams to a reserve/future contract.
- **January 16** - Signed LB Lorenzo Alexander to a one-year contract. Signed G/T Jeremiah Sirles to a one-year contract.
- **January 28** - Signed LS Reid Ferguson to a three-year extension.
- **February 12** - Signed C/G Spencer Long to a three-year contract and signed CB Lafayette Pitts to a one-year extension.
- **February 5** - Released TE Charles Clay.
- **February 21** - Signed LB Deon Lacey to a one-year contract.
- **March 5** - Signed DT Jordan Phillips to a one-year contract.
- **March 12** - Signed CB Kevin Johnson to a one-year contract.
- **March 14** - Signed WR Cole Beasley to a four-year contract, WR John Brown to a three-year contract, G Jon Feliciano to a two-year contract, RB Frank Gore to a one-year contract, TE Tyler Kroft to a three-year contract, C Mitch Morse to a four-year contract, T Ty Nsekhe to a two-year contract and WR Andre Roberts to a two-year contract.
- **March 16** - Signed OL LaAdrian Waddle to a one-year contract.
- **March 22** - Signed TE Jake Fisher and LB Maurice Alexander to one-year contracts.
- **March 25** - Signed CB E.J. Gaines to a one-year contract.
- **March 27** - Released RB Chris Ivory.
- **March 28** - Signed RB Seniorise Perry.
- **April 3** - Signed G Quinton Spain to a one-year contract.
- **April 8** - Allocated RB Christian Wade as part of the International Player Development Program.
- **April 9** - Signed exclusive rights free agent DE Eddie Yarbrough to one-year deal.
- **April 10** - Signed DE Eli Harold to a one-year contract.
- **April 22** - Signed RB T.J. Yeldon to a two-year contract.
- **April 25** - Selected Houston DT Ed Oliver with the No. 9 overall pick in the 2019 NFL Draft.
- **April 26** - Selected Oklahoma T Cody Ford with the 38th overall pick, RB Devin Singletary with the 74th overall pick and TE Dawson Knox with the 96th overall pick in the 2019 NFL Draft.
- **April 27** - Selected Florida LB Vosean Joseph with the No. 147 overall pick, Miami (Fla.) safety Jaquan Johnson with the 181st overall pick, selected North Carolina A&T DE Darryl Johnson with the No. 225 overall pick and Boston College TE Tommy Sweeney with the No. 228 overall pick in the 2019 NFL Draft.
- **May 10** - Signed the following seven draft picks to four-year contracts: T Cody Ford, DE Darryl Johnson Jr., S JaQuan Johnson, LB Vosean Joseph, DT Ed Oliver, RB Devin Singletary, TE Tommy Sweeney. Signed the following eight UDFA's to three-year contracts: LB Tyrel Dodson, WR Nick Easley, LB Juwan Foggie, OL Blake Hance, QB Tyree Jackson, CB Cam Lewis, K Chase McLaughlin, WR David Sills. QB Derek Anderson announced his retirement.
- **May 13** - Released RB Keith Ford and TE Jake Fisher. Signed TE Lee Smith to a three-year contract. Signed the following four UDFA's to three-year contracts: S Abraham Wallace, TE Moral Stephens, DT Quindarius Thagard and OL Garrett McGhin.
- **May 21** - Signed DE Jerry Hughes to a two-year contract extension.

2019 PERSONNEL MOVES



- **May 22** - Claimed T De'Ondre Wesley off waivers from Indianapolis. Signed TE Mik'Quan Deane. Released OL Blake Hance and S Abraham Wallace.

- **June 5** - Signed DT L.T. Walton and TE Nate Becker. Released TE Moral Stephens and DT Quindarius Thagard.

- **June 14** - Claimed TE Keith Towbridge (waivers from Tennessee) and released TE Mik'Quan Deane.

PRONUNCIATION GUIDE

Russell Bodine	BO-dine
Ike Boettger	BUTT-gur
Corey Bojorquez	bo-HOR-kez
Vladimir Ducasse	vlah-DUH-meer doo-CAAS
Jon Feliciano	Fuh-LEE-see-ano
Juwan Foggie	FOG-gee
Stephen Hauschka	HOWSH-kuh
Jaquan Johnson	JUH-quan
Taron Johnson	TARE-un
Vosean Joseph	VO-shawn
Star Lotulelei	low-TOO-lay-lay
Garrett McGhin	MA-gin
Siran Neal	suh-RAN
Ty Nsekhe	IN-sec-hee
Kyle Peko	PECK-oh
Senorise Perry	SUH-nah-riss
Jeremiah Sirles	SURLS
LaAdrian Waddle	LUH- Adrian
Levi Wallace	LEE-vye
De'Ondre Wesley	dee-ON-dre
Tre'Davious White	truh-DAY-vee-us
Eddie Yarbrough	YARR-bro

2018 SNAP COUNTS



	OFFENSE	BAL	LAC	MIN	GB	TEN	HOU	IND	NE	CHI	NYJ	JAX	MIA	NYJ	DET	NE	MIA	PLAYS	PCT	
	TOTAL PLAYS	64	62	67	58	65	62	56	64	91	73	58	72	76	68	61	62	1,059		
QB	Josh Allen	32	62	67	58	65	38	IA	IA	IA	IA	58	72	76	68	61	62	719	67.9%	
	Nathan Peterman	32	0	0	0	0	24	0	2	90	0	X	X	X	X	X	X	148	14.0%	
	Derek Anderson	X	X	X	X	X	IA	56	62	IA	IA	IA	IA	IA	IA	IA	IA	118	11.1%	
	Matt Barkley	X	X	X	X	X	X	X	X	0	73	0	0	0	0	0	0	73	6.9%	
RB	LeSean McCoy	34	30	IA	35	47	47	2	46	37	49	37	54	9	IA	31	31	489	46.2%	
	Chris Ivory	7	9	54	22	18	16	36	19	30	IA	19	12	27	IA	IA	31	300	28.3%	
	Marcus Murphy	23	23	16	IA	IA	IA	18	1	24	24	2	6	40	19	IR	IR	196	18.5%	
	Patrick DiMarco	1	8	12	4	13	12	7	12	3	14	6	10	12	15	3	36	168	15.9%	
	Keith Ford	PS	PS	PS	PS	PS	PS	PS	PS	PS	PS	PS	PS	PS	PS	41	30	IA	71	6.7%
	Taiwan Jones	0	0	0	1	1	0	IA	IA	IR	IR	IR	IR	IR	IR	IR	IR	2		0.2%
Kyle Williams	0	0	0	0	0	0	0	0	0	0	0	0	0	0	0	2	2		0.2%	
WR	Zay Jones	60	51	42	53	50	58	51	60	79	62	55	66	69	66	61	58	941	88.9%	
	Kelvin Benjamin	47	40	41	35	42	44	44	49	67	37	23	43	X	X	X	X	512	48.3%	
	Robert Foster	16	29	22	21	8	2	PS	PS	PS	33	33	35	73	57	59	58	446	42.1%	
	Andre Holmes	11	36	31	29	33	33	38	35	24	5	5	2	X	X	X	X	282	26.6%	
	Isaiah McKenzie	X	X	X	X	X	X	X	X	X	7	33	35	59	35	39	13	221	20.9%	
	Ray-Ray McCloud	IA	IA	14	20	13	14	IA	11	17	19	IA	IA	1	8	IA	4	121	11.4%	
	Terrelle Pryor	X	X	X	X	X	X	X	X	75	31	X	X	X	X	X	X	106		10.0%
	Deonte Thompson	X	X	X	X	X	X	X	X	X	X	16	25	11	17	11	IA	80		7.6%
	Jeremy Kerley	44	X	X	X	X	X	X	X	X	X	X	X	X	X	X	X	44		4.2%
	Cam Phillips	PS	PS	PS	PS	PS	PS	16	11	IA	PS	PS	PS	PS	PS	PS	PS	27		2.5%
Victor Bolden	X	X	X	X	X	X	X	X	X	X	X	X	X	X	0	3	3		0.3%	
Da'Mari Scott	X	X	X	X	X	X	X	X	X	X	X	X	X	IA	0	0	3	3		0.3%
TE	Charles Clay	40	43	40	43	49	44	39	41	8	IA	IA	45	42	41	IA	29	504		47.6%
	Jason Croom	18	16	25	13	21	16	16	17	42	44	29	25	IA	32	44	30	388		36.6%
	Logan Thomas	18	19	IA	IA	24	18	10	18	47	30	31	IA	36	IA	26	7	284		26.8%
	Khari Lee	IA	IA	33	13	X	X	X	X	X	X	X	X	X	X	X	X	46		4.3%
OFFENSIVE LINE	Dion Dawkins	62	62	67	58	65	62	56	64	91	73	58	72	76	68	61	62	1057		99.8%
	Jordan Mills	64	62	67	56	65	62	56	64	67	70	58	72	75	68	61	44	1011		95.5%
	John Miller	64	62	67	58	65	62	56	64	80	70	24	IA	76	59	45	31	883		83.4%
	Russell Bodine	0	0	58	58	65	62	56	64	91	73	58	3	IR	IR	IR	IR	588		55.5%
	Vladimir Ducasse	64	62	65	58	65	44	56	64	85	0	IA	IA	IA	IA	IA	IA	563		53.2%
	Ryan Groy	64	62	11	0	0	18	0	0	0	3	34	69	76	68	61	62	528		49.9%
	Wyatt Teller	IA	IA	IA	IA	IA	IA	IA	IA	17	73	58	72	76	68	49	62	475		44.9%
	Jeremiah Sirles	X	X	X	IA	6	6	3	0	27	13	1	66	1	9	1	5	138		13.0%
	Ike Boettger	X	IA	IA	IA	IA	IA	IA	IA	IA	IA	IA	8	IA	9	28	31	76		7.2%
	Conor McDermott	IA	IA	IA	3	IA	IA	IA	IA	IA	IA	IA	IA	1	0	0	18	22		2.1%
Marshall Newhouse	3	6	5	X	X	X	X	X	X	X	X	X	X	X	X	X	14			1.3%

2018 SNAP COUNTS



DEFENSE	BAL	LAC	MIN	GB	TEN	HOU	IND	NE	CHI	NYJ	JAX	MIA	NYJ	DET	NE	MIA	PLAYS	PCT	
TOTAL PLAYS	80	57	66	76	54	61	66	76	51	56	70	55	54	57	75	61	1,015		
Jerry Hughes	53	35	45	50	37	39	34	45	33	38	55	37	40	38	46	44	669	65.9%	
Kyle Williams	45	43	44	48	34	40	36	50	32	37	46	37	42	39	48	36	657	64.7%	
Star Lotulelei	38	38	24	38	23	28	26	40	24	22	31	27	25	30	35	27	476	46.9%	
Trent Murphy	28	38	36	50	36	32	31	IA	IA	IA	38	20	26	35	34	37	441	43.4%	
Shaq Lawson	35	IA	IA	25	19	20	28	43	40	41	26	33	28	34	42	26	440	43.3%	
Harrison Phillips	41	19	23	25	24	22	31	30	19	21	25	19	18	19	31	24	391	38.5%	
Eddie Yarbrough	39	22	28	19	17	22	32	33	18	18	21	10	14	7	7	IA	307	30.2%	
Jordan Phillips	X	X	X	X	17	21	31	34	17	19	24	18	20	17	27	23	268	26.4%	
Mike Love	PS	PS	PS	PS	PS	PS	PS	PS	PS	PS	PS	PS	PS	IA	9	22	17	48	4.7%
Nate Orchard	X	5	15	15	X	X	X	X	X	X	X	X	X	X	X	X	35	3.4%	
Adolphus Washington	32	X	X	X	X	X	X	X	X	X	X	X	X	X	X	X	32	3.2%	
Robert Thomas	PS	6	12	IA	PS	PS	PS	PS	PS	PS	PS	PS	PS	PS	PS	PS	18	1.8%	
Tremaine Edmunds	80	57	66	76	54	61	66	44	IA	53	70	54	54	56	75	61	927	91.3%	
Matt Milano	76	42	47	55	53	61	65	75	51	44	67	55	50	IR	IR	IR	741	73.0%	
Lorenzo Alexander	44	32	39	34	35	20	18	58	29	36	47	24	26	53	73	61	629	62.0%	
Julian Stanford	IA	0	0	0	0	IA	0	32	51	3	0	1	0	2	0	IA	89	8.8%	
Corey Thompson	PS	PS	PS	PS	PS	PS	PS	PS	PS	PS	0	0	2	20	48	10	80	7.9%	
Ramon Humber	4	15	19	21	0	0	1	1	0	X	X	X	X	X	X	X	61	6.0%	
Deon Lacey	2	0	0	0	0	0	0	0	0	12	0	0	0	0	0	0	14	1.4%	
Jordan Poyer	77	57	66	76	54	61	66	76	51	54	70	55	54	57	75	61	1010	99.5%	
Tre'Davious White	77	57	66	76	54	61	58	75	51	52	67	55	52	56	75	29	961	94.7%	
Micah Hyde	76	56	66	11	IA	61	61	75	51	52	70	55	54	57	75	61	881	86.8%	
Rafael Bush	31	39	19	69	IA	21	28	4	5	36	3	20	37	42	37	61	452	44.5%	
Levi Wallace	PS	PS	PS	PS	PS	PS	PS	PS	PS	56	67	55	45	56	75	61	415	40.9%	
Taron Johnson	17	IA	45	70	27	40	36	46	39	12	43	30	IA	IR	IR	IR	405	39.9%	
Phillip Gaines	79	8	IA	IA	40	61	53	75	51	X	X	X	X	X	X	X	367	36.2%	
Ryan Lewis	IA	PS	54	67	16	IA	IA	0	0	6	IA	IA	7	IA	IA	IA	150	14.8%	
Lafayette Pitts	3	27	12	9	0	0	0	0	0	0	0	0	0	0	0	32	83	8.2%	
Dean Marlowe	PS	PS	PS	PS	54	PS	PS	PS	PS	PS	PS	PS	PS	IA	IA	0	54	5.3%	
Vontae Davis	IA	29	X	X	X	X	X	X	X	X	X	X	X	X	X	X	29	2.9%	
Dontae Johnson	X	X	X	X	IA	0	21	IA	X	X	X	X	X	X	X	X	21	2.1%	
Siran Neal	3	3	0	2	0	0	4	0	0	4	0	0	0	0	0	0	16	1.6%	
Denzel Rice	X	X	X	X	X	X	X	X	X	X	PS	PS	0	0	0	0	0	0.0%	

D-LINE

LB

DEFENSIVE BACKS

2018 PARTICIPATION CHARTS



GAME OPPONENT	1 BAL	2 LAC	3 MIN	4 GB	5 TEN	6 HOU	7 IND	8 NE	9 CHI	10 NYJ	11 JAX	12 MIA	13 NYJ	14 DET	15 NE	16 MIA	GP	GS	IA	
Alexander, Lorenzo	LB	P	P	P	LB	P	P	LB	P	P	LB	P	LB	LB	LB	LB	16	8	0	
Allen, Josh	P	QB	QB	QB	QB	QB	IA	IA	IA	IA	QB	QB	QB	QB	QB	QB	12	11	4	
Anderson, Derek	-	-	-	-	-	IA	QB	QB	IA	IA	IA	IA	IA	IA	IA	IA	2	2	9	
Barkley, Matt	-	-	-	-	-	-	-	-	DNP	QB	DNP	DNP	DNP	DNP	DNP	DNP	1	1	0	
Benjamin, Kelvin	WR	WR	WR	WR	WR	P	WR	P	WR	WR	WR	WR	-	-	-	-	12	10	0	
Bodine, Russell	DNP	DNP	C	C	C	C	C	C	C	C	C	C	IR	IR	IR	IR	10	10	0	
Boettger, Ike	-	IA	IA	IA	IA	IA	IA	IA	IA	IA	IA	P	IA	P	P	P	4	0	11	
Bojorquez, Corey	P	P	P	P	P	P	P	P	IR	IR	IR	IR	IR	IR	IR	IR	8	0	0	
Bolden Jr., Victor	-	-	-	-	-	-	-	-	-	-	-	-	-	-	-	P	P	2	0	0
Bush, Rafael	P	P	S	P	IA	CB	S	P	DB	CB	P	P	P	DB	P	P	15	6	1	
Carter, Cory	IR	IR	IR	IR	IR	IR	IR	IR	IR	IR	IR	IR	IR	IR	IR	IR	0	0	0	
Carter, Kyle	-	-	-	-	-	-	-	-	-	-	-	-	-	PS	PS	PS	0	0	0	
Clay, Charles	TE	TE	TE	TE	P	TE	TE	TE	TE	IA	IA	TE	TE	TE	IA	TE	13	12	3	
Coleman, Xavier	-	-	-	-	-	-	-	-	-	PS	PS	PS	PS	PS	PS	PS	0	0	0	
Croom, Jason	P	P	P	P	P	P	P	P	P	P	TE	P	IA	TE	TE	P	14	3	1	
Darr, Matt	-	-	-	-	-	-	-	-	-	-	-	P	P	P	P	P	5	0	0	
Davis, Vontae	IA	CB	-	-	-	-	-	-	-	-	-	-	-	-	-	-	1	1	1	
Dawkins, Dion	LT	LT	LT	LT	LT	LT	LT	LT	LT	LT	LT	LT	LT	LT	LT	LT	16	16	0	
de Beer, Gerhard	PS	-	-	-	-	-	-	-	-	-	-	-	-	-	-	-	0	0	0	
DiMarco, Patrick	P	FB	P	P	P	FB	P	FB	P	P	P	P	P	P	FB	FB	16	5	0	
Ducasse, Vladimir	LG	LG	LG	LG	LG	LG	LG	LG	LG	P	IA	IA	IA	IA	IA	IA	10	9	6	
Edmunds, Tremaine	MLB	MLB	MLB	MLB	MLB	MLB	MLB	MLB	IA	MLB	MLB	MLB	MLB	MLB	MLB	MLB	15	15	1	
Ferguson, Reid	P	P	P	P	P	P	P	P	P	P	P	P	P	P	P	P	16	0	0	
Ford, Keith	PS	PS	PS	PS	PS	PS	PS	PS	PS	PS	PS	PS	PS	P	RB	IA	2	1	1	
Foster, Robert	P	P	P	P	P	P	PS	PS	PS	WR	P	P	WR	P	P	WR	13	3	0	
Gaines, Phillip	CB	CB	IA	IA	P	CB	CB	CB	CB	-	-	-	-	-	-	-	7	6	2	
Groy, Ryan	C	C	P	DNP	P	P	P	P	P	P	P	P	C	C	C	C	15	6	0	
Hauschka, Stephen	P	P	P	P	P	P	P	P	P	P	P	P	P	P	P	P	16	0	0	
Holcomb, Ruben	PS	PS	PS	PS	PS	-	-	-	-	-	-	-	-	-	-	-	0	0	0	
Holmes, Andre	P	P	P	WR	P	P	WR	WR	P	P	P	P	-	-	-	-	12	3	0	
Hughes, Jerry	DE	DE	DE	DE	DE	DE	DE	DE	DE	DE	DE	DE	DE	DE	DE	DE	16	16	0	
Humber, Ramon	P	P	P	P	P	P	P	P	P	-	-	-	-	-	-	-	9	0	0	
Hunter, Michael	-	-	PS	PS	PS	-	-	-	-	-	-	-	-	-	-	-	0	0	0	
Hyde, Micah	SS	SS	SS	SS	IA	SS	SS	SS	SS	SS	SS	SS	SS	SS	SS	SS	15	15	1	
Ivory, Chris	P	P	RB	P	P	P	P	P	P	IA	P	P	P	IA	IA	P	13	0	3	
Jarvis, Richard	-	-	-	-	-	-	-	-	-	PS	PS	PS	PS	PS	PS	PS	0	0	0	
Johnson, Dontae	-	-	-	-	IA	DNP	P	IA	-	-	-	-	-	-	-	-	1	0	2	
Johnson, Taron	P	IA	P	CB	P	P	P	P	P	P	P	LB	IA	IR	IR	IR	11	1	2	
Jones, Taiwan	P	P	P	P	P	P	IA	IA	IR	IR	IR	IR	IR	IR	IR	IR	6	0	2	
Jones, Zay	WR	WR	WR	WR	WR	WR	WR	WR	WR	P	WR	WR	WR	WR	WR	WR	16	15	0	
Kerley, Jeremy	WR	-	-	-	-	-	-	-	-	-	-	-	-	-	-	-	1	1	0	
Lacey, Deon	P	P	P	P	P	P	P	P	P	P	P	P	P	P	P	P	16	0	0	
Lauderdale, Andrew	-	-	-	-	-	-	-	-	-	-	-	-	PS	PS	PS	PS	0	0	0	
Lawson, Shaq	DE	IA	IA	P	P	P	P	DE	DE	DE	DE	DE	P	P	P	P	14	6	2	
Lee, Khari	IA	IA	P	P	-	-	-	-	-	-	-	-	-	-	-	-	2	0	2	
Lewis, Ryan	IA	PS	CB	CB	CB	IA	IA	P	P	P	IA	IA	P	IA	IA	IA	7	3	8	
Lotulelei, Star	DT	DT	DT	DT	DT	DT	DT	DT	DT	DT	DT	DT	DT	DT	DT	DT	16	16	0	
Love, Mike	PS	PS	PS	PS	PS	PS	PS	PS	PS	PS	PS	PS	PS	IA	P	P	3	0	1	
Marlowe, Dean	PS	PS	PS	PS	SS	PS	PS	PS	PS	PS	PS	PS	PS	IA	IA	P	2	1	2	
McCloud III, Ray-Ray	IA	IA	FB	P	P	P	IA	P	P	P	IA	IA	P	P	IA	P	10	0	6	
McCoy, LeSean	RB	RB	IA	RB	RB	RB	RB	RB	RB	RB	RB	RB	RB	IA	P	RB	14	13	2	
McDermott, Conor	IA	IA	IA	P	IA	IA	IA	IA	IA	IA	IA	IA	P	P	P	P	5	0	11	
McEvoy, Tanner	-	-	-	-	-	-	-	-	-	-	-	-	-	PS	PS	PS	0	0	0	
McKenzie, Isaiah	-	-	-	-	-	-	-	-	-	P	P	P	WR	P	P	P	7	1	0	
Milano, Matt	WLB	WLB	WLB	WLB	WLB	WLB	WLB	WLB	WLB	WLB	WLB	WLB	WLB	IR	IR	IR	13	13	0	
Miller, John	RG	RG	RG	RG	RG	RG	RG	RG	RG	RG	RG	IA	RG	RG	RG	RG	15	15	1	
Mills, Jordan	RT	RT	RT	RT	RT	RT	RT	RT	RT	RT	RT	RT	RT	RT	RT	RT	16	16	0	
Murphy, Marcus	P	P	P	IA	IA	IA	P	P	P	P	P	P	P	RB	IR	IR	11	1	3	
Murphy, Trent	P	DE	DE	DE	DE	DE	DE	IA	IA	IA	P	P	DE	DE	DE	DE	13	10	3	
Neal, Siran	P	P	P	P	P	P	P	P	P	P	P	P	P	P	P	P	16	0	0	
Newhouse, Marshall	P	P	P	-	-	-	-	-	-	-	-	-	-	-	-	-	3	0	0	

2018 PARTICIPATION CHART



GAME OPPONENT	1 BAL	2 LAC	3 MIN	4 GB	5 TEN	6 HOU	7 IND	8 NE	9 CHI	10 NYJ	11 JAX	12 MIA	13 NYJ	14 DET	15 NE	16 MIA	GP	GS	IA
Orchard, Nate	-	P	P	P	-	-	-	-	-	-	-	-	-	-	-	-	3	0	0
Peko, Kyle	-	PS	PS	PS	PS	PS	PS	PS	PS	PS	PS	PS	PS	PS	PS	PS	0	0	0
Peterman, Nathan	QB	DNP	DNP	DNP	DNP	P	DNP	P	QB	DNP	-	-	-	-	-	-	4	2	0
Phillips, Cam	PS	PS	PS	PS	PS	PS	P	P	IA	PS	PS	PS	PS	PS	PS	PS	2	0	1
Phillips, Harrison	P	P	P	P	P	P	P	P	P	P	P	P	P	P	P	P	16	0	0
Phillips, Jordan	-	-	-	-	P	P	P	P	P	P	P	P	P	P	P	P	12	0	0
Pitts, Lafayette	P	P	P	P	P	P	P	P	P	P	P	P	P	P	P	P	16	0	0
Poyer, Jordan	FS	FS	FS	FS	FS	FS	FS	FS	FS	FS	FS	FS	FS	FS	FS	FS	16	16	0
Pryor, Terrelle	-	-	-	-	-	-	-	-	WR	P	-	-	-	-	-	-	2	1	0
Rice, Denzel	-	-	-	-	-	-	-	-	-	-	PS	PS	P	P	P	P	4	0	0
Schmidt, Colton	-	-	-	-	-	-	-	-	P	P	P	-	-	-	-	-	3	0	0
Scott, Da'Mari	-	-	-	-	-	-	-	-	-	-	-	-	IA	P	P	P	3	0	1
Sharp, Hunter	-	-	PS	PS	PS	PS	PS	PS	PS	-	-	-	-	-	-	-	0	0	0
Sirles, Jeremiah	-	-	-	IA	TE	TE	P	P	P	TE	P	RG	P	TE	P	P	12	5	1
Stanford, Julian	IA	P	P	P	P	IA	P	P	LB	P	P	P	P	P	P	IA	13	1	3
Teller, Wyatt	IA	IA	IA	IA	IA	IA	IA	IA	P	LG	LG	LG	LG	LG	LG	LG	8	7	8
Thomas, Logan	P	P	IA	IA	TE	P	P	P	P	P	P	IA	P	IA	TE	P	11	2	4
Thomas, Robert	PS	P	P	IA	PS	PS	PS	PS	PS	PS	PS	PS	PS	PS	PS	PS	2	0	1
Thompson, Corey	PS	PS	PS	PS	PS	PS	PS	PS	PS	PS	P	P	P	P	LB	P	6	1	0
Thompson, Deonte	-	-	-	-	-	-	-	-	-	-	WR	WR	P	P	P	IA	5	2	1
Thornton, Josh	-	-	-	-	-	-	-	-	-	-	-	-	-	PS	PS	PS	0	0	0
Towbridge, Keith	-	-	-	-	-	PS	PS	PS	PS	PS	PS	PS	PS	PS	PS	PS	0	0	0
Wallace, Levi	PS	PS	PS	PS	PS	PS	PS	PS	PS	CB	CB	CB	CB	CB	CB	CB	7	7	0
Washington, Adolphus	P	-	-	-	-	-	-	-	-	-	-	-	-	-	-	-	1	0	0
Wesley, De'Ondre	PS	-	-	-	-	-	-	-	-	-	-	-	-	-	-	-	0	0	0
White, Tre'Davious	CB	CB	CB	CB	CB	CB	CB	CB	CB	CB	CB	CB	CB	CB	CB	CB	16	16	0
Williams, Kyle	DT	DT	DT	DT	DT	DT	DT	DT	DT	DT	DT	DT	DT	DT	DT	DT	16	16	0
Yarbrough, Eddie	P	P	P	P	P	P	P	P	P	P	P	P	P	P	P	IA	15	0	1

2018 GAME BY GAME STARTERS



OFFENSE

OPP	WR/TE	TE	LT	LG	C	RG	RT	WR	WR/FB/TE	QB	RB
@ BAL	Benjamin	Clay	Dawkins	Ducassee	Groy	Miller	Mills	Jones	Kerley	Peterman	McCoy
vs. LAC	Benjamin	Clay	Dawkins	Ducassee	Groy	Miller	Mills	Jones	DiMarco	Allen	McCoy
@ MIN	Benjamin	Clay	Dawkins	Ducassee	Bodine	Miller	Mills	Jones	McCloud	Allen	Ivory
@ GB	Benjamin	Clay	Dawkins	Ducassee	Bodine	Miller	Mills	Jones	Holmes	Allen	McCoy
vs. TEN	Benjamin	Thomas	Dawkins	Ducassee	Bodine	Miller	Mills	Jones	Sirles	Allen	McCoy
@ HOU	Sirles	Clay	Dawkins	Ducassee	Bodine	Miller	Mills	Jones	DiMarco	Allen	McCoy
@ IND	Benjamin	Clay	Dawkins	Ducassee	Bodine	Miller	Mills	Jones	Holmes	Anderson	McCoy
vs. NE	Holmes	Clay	Dawkins	Ducassee	Bodine	Miller	Mills	Jones	DiMarco	Anderson	McCoy
vs. CHI	Benjamin	Clay	Dawkins	Ducassee	Bodine	Miller	Mills	Jones	Pryor	Peterman	McCoy
@ NYJ	Benjamin	Thomas	Dawkins	Teller	Bodine	Miller	Mills	Foster	Sirles	Barkley	McCoy
vs. JAC	Benjamin	Croom	Dawkins	Teller	Bodine	Miller	Mills	Jones	D.Thompson	Allen	McCoy
@ MIA	Benjamin	Clay	Dawkins	Teller	Bodine	Sirles	Mills	Jones	D.Thompson	Allen	McCoy
vs. NYJ	Foster	Clay	Dawkins	Teller	Groy	Miller	Mills	Jones	McKenzie	Allen	McCoy
vs. DET	Sirles	Clay	Dawkins	Teller	Groy	Miller	Mills	Jones	Croom	Allen	M.Murphy
@ NE	Croom	Thomas	Dawkins	Teller	Groy	Miller	Mills	Jones	DiMarco	Allen	Ford
vs. MIA	Foster	Clay	Dawkins	Teller	Groy	Miller	Mills	Jones	DiMarco	Allen	McCoy

DEFENSE

OPP	DE	DT	DT	DE	LB	LB/DB	LB/CB	CB/S/ LB	CB	SS	FS
@ BAL	Lawson	Williams	Lotulelei	Hughes	Edmunds	Alexander	Milano	Gaines	White	Hyde	Poyer
vs. LAC	T.Murphy	Williams	Lotulelei	Hughes	Edmunds	Milano	Gaines	Davis	White	Hyde	Poyer
@ MIN	T.Murphy	Williams	Lotulelei	Hughes	Edmunds	Milano	Lewis	Bush	White	Hyde	Poyer
@ GB	T.Murphy	Williams	Lotulelei	Hughes	Edmunds	Milano	Lewis	Johnson	White	Hyde	Poyer
vs. TEN	T.Murphy	Williams	Lotulelei	Hughes	Edmunds	Milano	Lewis	Alexander	White	Marlowe	Poyer
@ HOU	T.Murphy	Williams	Lotulelei	Hughes	Edmunds	Milano	Gaines	Bush	White	Hyde	Poyer
@ IND	T.Murphy	Williams	Lotulelei	Hughes	Edmunds	Milano	Gaines	Bush	White	Hyde	Poyer
vs. NE	Lawson	Williams	Lotulelei	Hughes	Edmunds	Milano	Gaines	Alexander	White	Hyde	Poyer
vs. CHI	Lawson	Williams	Lotulelei	Hughes	Stanford	Milano	Gaines	Bush	White	Hyde	Poyer
@ NYJ	Lawson	Williams	Lotulelei	Hughes	Edmunds	Milano	Wallace	Bush	White	Hyde	Poyer
vs. JAC	Lawson	Williams	Lotulelei	Hughes	Edmunds	Milano	Wallace	Alexander	White	Hyde	Poyer
@ MIA	Lawson	Williams	Lotulelei	Hughes	Edmunds	Milano	Wallace	Johnson	White	Hyde	Poyer
vs. NYJ	T.Murphy	Williams	Lotulelei	Hughes	Edmunds	Milano	Wallace	Alexander	White	Hyde	Poyer
vs. DET	T.Murphy	Williams	Lotulelei	Hughes	Edmunds	Bush	Wallace	Alexander	White	Hyde	Poyer
@ NE	T.Murphy	Williams	Lotulelei	Hughes	Edmunds	Thompson	Wallace	Alexander	White	Hyde	Poyer
vs. MIA	T.Murphy	Williams	Lotulelei	Hughes	Edmunds	Bush	Wallace	Alexander	White	Hyde	Poyer

57 LB LORENZO ALEXANDER



6-1 245 13TH YEAR

MAY 31, 1983 (AGE 36)



OAKLAND, CALIFORNIA



ST. MARY'S HIGH SCHOOL



Cal

CALIFORNIA

ACQUIRED 2016

Arrived at the Bills via free agency on April 12, 2016.

SHOUTOUTS

- Finished the 2018 season with two interceptions, a career high.
- Recorded his first multi-sack game since 2016 against Tom Brady and the Patriots (10/29/18).
- Finished fourth in the NFL for passes defended by a linebacker with nine in 2018.
- Has sacks against 22 different NFL teams and 25 different QBs.
- Alexander joins Bruce Smith as the only Bill to log a sack in 7 straight games.
- Logged 69 total tackles, a career high, and 6.5 sacks in 16 games during the 2018 season.
- In his first season with the Bills in 2016, Alexander recorded 12.5 sacks, second all-time for a first-year Bill, with Bryce Paup recording 19 sacks in his first season with the Bills in 1995.
- Is a two-time Pro Bowler (2013, 2017) and was the 2017 Pro Bowl Defensive MVP.
- Named an All-Pro Second-Team Selection following the 2016 season.



FIRST-AND-10

LORENZO ALEXANDER joined the Buffalo Bills in 2016 after spending time with the Washington Redskins, Arizona Cardinals, and Oakland Raiders. Following his collegiate career at the University of California, Alexander entered the league as an undrafted free agent with the Carolina Panthers in 2005.

IF YOU HAVEN'T 'HERD'

EARN YOUR CHANCE

Throughout his NFL career, Lorenzo Alexander has had to adapt. Alexander entered the NFL as an undrafted free agent 300-pound defensive lineman.

At one point, he was asked to play offensive line. After stints in Carolina and Baltimore during his first two years, he found a home in Washington in 2006 and made his name as a special teams standout and has worked his way to become a staple on the Bills' defense.

NFL great linebacker London Fletcher (1998-2013) served as Alexander's mentor throughout his career, providing him with guidance along every step of his journey.

"Lorenzo overcame being released multiple times from teams early on to creating a career that has lasted over a decade," Fletcher wrote. "The road that he's traveled is a testament to his mental fortitude and desire to constantly improve as a person and player. Over the years Lorenzo has become one of the most respected leaders in the NFL."

PERSONAL

Lorenzo and his wife, Manjanique, are parents to two daughters, Vanessa and Zoie, and two sons, Mason and Myles. Alexander graduated from the University of California with a degree in legal studies.





IF YOU HAVEN'T 'HERD'



COMING UP ACES

Everywhere Lorenzo Alexander plays, he becomes a community standout. Alexander established the ACES Foundation where his mission is to support youth through emphasizing accountability, taking pride in the community, striving for educational excellence while promoting a healthy mind, body and spirit through sports.

During the 2017 and 2018 seasons, Alexander supported his foundation by representing them for the NFL's My Cause, My Cleats initiative.

MORE THAN A FOOTBALL PLAYER

Lorenzo Alexander is a four-time Walter Payton Man of the Year nominee and was the Bills' selection in both 2017 and 2018.

Alexander has set an example to those around him, hosting various events throughout the year. An example of his dedication is his mentorship of the South Park High School football team. He visits the team consistently and takes them to various events so they are able to grow as men.

THE STAMPEDE

PRE-GAME RITUAL:

Everything has to be the same

BEST ADVICE YOU'VE BEEN GIVEN:

Only worry about the things that you can control

TOP OF BUCKET LIST:

Travel to Bora Bora

FAVORITE MOVIE:

Black Panther

FAVORITE SHOW:

Orange is the New Black

HOBBIES:

Bowling, cycling, coaching son's teams, podcasting

FAVORITE MEAL:

Breakfast

NICKNAME GROWING UP:

Hook

FAVORITE MOMENT AS A BILL:

Going to the playoffs in 2017 and tacking Leonard Fournette at the goal line

FIRST SPORTS JERSEY:

Chris Webber



IF YOU COULD PLAY ANOTHER SPORT:

Power forward for the Golden State Warriors

FOUNDATION:

ACES

FAVORITE VACATION SPOT:

Hawaii

FAVORITE MUSICAL ARTIST:

116 Clique

FIRST JOB:

Working in the registry department at Babies R Us

PRIZED POSSESSION:

1966 Ford Mustang

FAVORITE APP:

Apple Pay

FAVORITE BUFFALO RESTAURANT:

Polked Yolk or The Grange

LATE NIGHT SNACK:

Salami and cream cheese



LORENZO ALEXANDER - NFL REGULAR SEASON STATISTICS

DATE	TEAM	TACKLES										INTERCEPTIONS					FUMBLES			ST					
		GP	GS	TK	S	A	TFL	YDS	SK	YDS	QBH	NO	YDS	LG	TD	PD	FF	FR	YDS	TK	S	A	FF	FR	
2005	Panthers	0	0	0	0	0	0	0	0.0	0.0	0	0	0	0	0	0	0	0	0	0	0	0	0	0	0
2006	Ravens	0	0	0	0	0	0	0	0.0	0.0	0	0	0	0	0	0	0	0	0	0	0	0	0	0	0
2006	Redskins	0	0	0	0	0	0	0	0.0	0.0	0	0	0	0	0	0	0	0	0	0	0	0	0	0	0
2006	TOTAL	0	0	0	0	0	0	0	0.0	0.0	0	0	0	0	0	0	0	0	0	0	0	0	0	0	0
2007	Redskins	13	1	4	2	2	0	0	0.0	0.0	1	0	0	0	0	0	0	0	0	0	0	0	0	0	0
2008	Redskins	15	0	17	11	6	3	0	2.0	11.0	5	0	0	0	0	2	0	0	0	0	0	0	0	0	0
2009	Redskins	16	0	17	14	3	2	0	2.0	21.0	3	0	0	0	0	1	1	1	0	6	4	2	0	0	0
2010	Redskins	16	12	47	24	23	3	0	1.5	10.5	4	0	0	0	0	2	1	0	0	10	8	2	1	1	1
2011	Redskins	16	0	1	1	0	1	0	0.0	0.0	0	0	0	0	0	0	0	0	0	15	9	6	0	0	0
2012	Redskins	16	0	25	17	8	3	0	2.5	16.5	12	0	0	0	0	0	0	1	7	21	17	4	0	0	0
2013	Cardinals	3	3	3	3	0	0	0	0.0	0.0	1	0	0	0	0	1	0	0	0	1	1	0	0	0	0
2014	Cardinals	16	0	6	4	2	1	3	1.0	3.0	4	0	0	0	0	0	0	0	0	7	7	0	0	0	0
2015	Raiders	16	0	6	5	1	1	6	0.0	0.0	0	0	0	0	0	0	0	0	0	7	6	1	0	0	0
2016	Bills	16	16	64	50	14	10	54	12.5	74.0	22	1	28	28	0	6	3	0	0	12	6	6	0	0	0
2017	Bills	16	11	65	53	12	7	34	3.0	21.0	15	0	0	0	0	1	2	0	0	9	6	3	1	0	0
2018	Bills	16	8	69	51	18	11	42	6.5	40.5	10	2	9	8	0	9	2	1	0	5	4	1	0	0	0
TOTALS		175	51	324	235	89	42	139	31.0	197.5	77	3	37	28	0	22	9	3	7	93	68	25	2	1	1

LORENZO ALEXANDER - NFL POSTSEASON STATISTICS

DATE	TEAM	TACKLES										INTERCEPTIONS					FUMBLES			ST					
		GP	GS	TK	S	A	TFL	YDS	SK	YDS	QBH	NO	YDS	LG	TD	PD	FF	FR	YDS	TK	S	A	FF	FR	
2007	Redskins	1	0	0	0	0	0	0	0.0	0.0	0	0	0	0	0	0	0	0	0	0	0	0	0	0	0
2012	Redskins	1	0	3	1	2	0	0	0.0	0.0	0	0	0	0	0	0	0	0	0	0	0	0	0	0	0
2014	Cardinals	1	0	0	0	0	0	0	0.0	0.0	0	0	0	0	0	0	0	0	0	0	0	0	0	0	0
2017	Bills	1	1	10	7	3	2	7	1.0	5.0	1	0	0	0	0	0	0	0	0	0	0	0	0	0	0
TOTALS		4	1	13	8	5	2	7	1.0	5.0	1	0	0	0	0	0	0	0	0	0	0	0	0	0	0

SINGLE-GAME HIGHS: DEFENSIVE

Total Tackles 14 at New England Patriots, Dec 23, 2018

Sacks 3.0 at Los Angeles Rams, Oct 09, 2016

Passes Defensed 2 vs. Jacksonville Jaguars, Nov 25, 2018

Forced Fumbles 1 vs. New England Patriots, Oct 29, 2018

Fumble Recoveries

Tackles For Loss

Interceptions

Special Teams Fumble Recoveries

1 at Minnesota Vikings, Sep 23, 2018

3 at Los Angeles Rams, Oct 09, 2016

1 at New England Patriots, Dec 23, 2018

1 at Los Angeles Rams, Sep 26, 2010

57

LB

LORENZO
ALEXANDER

2018 GAME-BY-GAME REGULAR SEASON STATISTICS (BILLS)

DATE	OPP		TACKLES							INTERCEPTIONS					FUMBLES			ST				W/L	SCORE			
			TK	S	A	SK	YDS	TFL	YDS	QBH	NO	YDS	LG	TD	PD	FF	FR	YDS	TK	S	A			FF	FR	
09/09	at Ravens	S	6	6	0	0.0	0.0	0	0	0	0	0	0	0	0	1	0	0	0	2	2	0	0	0	L	3-47
09/16	CHARGERS	P	7	5	2	1.0	7.0	2	11	1	0	0	0	0	1	0	0	0	0	0	0	0	0	0	L	20-31
09/23	at Vikings	P	1	0	1	0.0	0.0	0	0	0	0	0	0	0	1	0	1	0	0	0	0	0	0	W	27-6	
09/30	at Packers	P	3	1	2	0.0	0.0	0	0	0	0	0	0	0	0	0	0	0	1	1	0	0	0	L	0-22	
10/07	TITANS	S	4	3	1	0.0	0.0	1	2	0	0	0	0	0	1	0	0	0	0	0	0	0	0	W	13-12	
10/14	at Texans	P	4	3	1	1.5	11.5	1	6	2	1	1	1	0	1	0	0	0	0	0	0	0	0	L	13-20	
10/21	at Colts	P	1	1	0	0.0	0.0	0	0	0	0	0	0	0	0	0	0	0	0	0	0	0	0	L	5-37	
10/29	PATRIOTS	S	6	5	1	2.0	13.0	1	6	2	0	0	0	0	0	1	0	0	0	0	0	0	0	L	6-25	
11/04	BEARS	P	0	0	0	0.0	0.0	0	0	0	0	0	0	0	0	0	0	0	0	0	0	0	0	L	9-41	
11/11	at Jets	P	2	1	1	0.0	0.0	0	0	1	0	0	0	0	0	0	0	0	0	0	0	0	0	W	41-10	
11/25	JAGUARS	S	7	7	0	1.0	1.0	2	2	1	0	0	0	0	2	0	0	0	1	0	1	0	0	W	24-21	
12/02	at Dolphins	P	1	1	0	1.0	8.0	1	8	1	0	0	0	0	0	0	0	0	0	0	0	0	0	L	17-21	
12/09	JETS	S	1	1	0	0.0	0.0	1	2	0	0	0	0	0	0	0	0	0	0	0	0	0	0	L	23-27	
12/16	LIONS	S	6	5	1	0.0	0.0	2	5	2	0	0	0	0	1	0	0	0	0	0	0	0	0	W	14-13	
12/23	at Patriots	S	14	7	7	0.0	0.0	0	0	0	1	8	8	0	1	0	0	0	1	1	0	0	0	L	12-24	
12/30	DOLPHINS	S	6	5	1	0.0	0.0	0	0	0	0	0	0	0	0	1	0	0	0	0	0	0	0	W	42-17	
2018 TOTALS			16-8	69	51	18	6.5	40.5	11	42	10	2	9	8	0	9	2	1	0	5	4	1	0	0	6-10	

41 LB MAURICE ALEXANDER



6-2

220

5TH YEAR



FEBRUARY 16, 1991 (AGE 28)



EUREKA, MISSOURI



EUREKA HIGH SCHOOL



UTAH STATE

ACQUIRED 2019

Signed as a free agent with the Bills on March 22, 2019.

SHOUTOUTS

- Played in 9 games with the Seattle in 2018 and tied for the team lead with a career-high 9 special teams tackles.
- Started 14 games at safety for the Los Angeles Rams in 2016, posting a career-high 50 tackles with 2 interceptions and 1 sack.
- Posted a career-high 2 sacks for the St. Louis Rams in 2015 along with 39 tackles in 14 games (5 starts).
- Played in his first career NFL game vs. Den. (11/16/14) and recorded two special teams tackles.
- Earned honorable mention all-Mountain West honors as a senior at Utah State in 2013 with 80 tackles, 3.5 sacks and two forced fumbles.
- Prior to transferring to Utah State, played at Arizona Western College for two seasons and registered 179 tackles, 15 sacks and 4 interceptions.
- Earned all-state honors in football, wrestling and track as a senior at Eureka High School.



FIRST-AND-10

MAURICE ALEXANDER joined the Bills on a one-year contract in 2019 after spending the 2018 season with Seattle. He played his first four NFL seasons with the Rams (2014-17) after originally entering the NFL in 2014 as a fourth round pick.

IF YOU HAVEN'T 'HERD'

A DETERMINED VISION

After being dismissed from Utah State's football team in 2012, Alexander returned home to St. Louis and worked as a janitor at the Edward Jones Dome, former home of the Rams. "I gained a lot of respect for people that clean that dome," he told the Los Angeles Times. "I know it's not easy, but there's things you've got to do to survive. They were things I needed to do to survive. Some people believed in me more than I believed in myself. I was just focused on my degree. They were like, 'You could be out there playing.'" Everything came full circle in 2014 when he was drafted by the Rams. "Every time that I went to work, I always stood at the end of that field, and I just looked at it," Alexander told St. Louis Post-Dispatch that year. "I just looked at it like this could be my dream spot. And look where I'm at now."

PERSONAL

Parents are Michael and Lynette. Has two brothers and two sisters. Younger brother, Hassan Haskins, is a running back for Michigan. Graduated from Utah State in 2013 with an interdisciplinary studies degree emphasizing in sociology and physical education. Did not start playing football until high school where he played defensive end and tight end. Posted 134 tackles and 18 sacks as senior. Was also an all-state performer in wrestling and track, finishing third at the state wrestling championships.

41 LB MAURICE ALEXANDER



THE STAMPEDE

FIRST JOB:

Selling candy door-to-door

FAVORITE LATE NIGHT SNACK:

Swiss Rolls

FAVORITE CEREAL GROWING UP:

Reese's Puffs

PETS:

Two French Bulldogs named Rocky and Millie

BIGGEST PET PEEVE:

People who lie

FAVORITE PLAYERS AND TEAMS GROWING UP:

St. Louis Cardinals, Ravens, Blues, Ray Lewis and Albert Pujols

FAVORITE FOODS:

Salmon, fettuccine

FAVORITE MOVIE:

Life

MOST UNIQUE TALENT OFF THE FIELD:

Can do a back flip

FAVORITE VACATION SPOT:

Jamaica



A SKILL YOU WOULD LIKE TO LEARN:

Perform magic tricks

IF YOU COULD SEE ANYONE IN MUSICAL HISTORY IN CONCERT:

Michael Jackson or Biggie Smalls

MOST FAMOUS PERSON IN CELL PHONE CONTACTS:

Aaron Donald

IF YOU COULD PLAY ANY OTHER SPORT:

Outfielder for the St. Louis Cardinals

FAVORITE MUSICAL ARTIST:

Yo Gotti

FAVORITE APP:

Wordscapes

IF YOU COULD HAVE ONE SUPERPOWER:

Be strong like Superman

MAURICE ALEXANDER - NFL REGULAR SEASON STATISTICS

DATE	TEAM	GP	GS	TACKLES							INTERCEPTIONS					FUMBLES			ST				MISC							
				TK	S	A	TFL	YDS	SK	YDS	QBH	NO	YDS	LG	TD	PD	FF	FR	YDS	TK	S	A	FF	FR	S	A				
2014	Rams	9	0	0	0	0	0	0	0.0	0.0	0	0	0	0	0	0	0	0	0	0	0	0	0	4	4	0	0	0	0	0
2015	Rams	14	5	34	27	7	4	25	2.0	20.0	5	0	0	0	0	1	0	0	3	5	3	2	0	1	0	0	0	0	0	
2016	Rams	14	14	50	38	12	1	9	1.0	9.0	1	2	19	19	0	4	0	0	0	0	0	0	0	0	0	0	0	0	0	
2017	Rams	4	4	20	13	7	0	0	0.0	0.0	1	0	0	0	0	0	0	0	0	0	0	0	0	0	0	0	0	0	0	
2018	Seahawks	9	0	0	0	0	0	0	0.0	0.0	0	0	0	0	0	0	0	0	0	10	9	1	0	0	0	0	0	0		
TOTALS		50	23	104	78	26	5	34	3.0	29.0	7	2	19	19	0	5	0	0	3	19	16	3	0	1	0	0	0	0		

MAURICE ALEXANDER - NFL POSTSEASON STATISTICS

DATE	TEAM	GP	GS	TACKLES							INTERCEPTIONS					FUMBLES			ST				MISC						
				TK	S	A	TFL	YDS	SK	YDS	QBH	NO	YDS	LG	TD	PD	FF	FR	YDS	TK	S	A	FF	FR	S	A			
2017	Rams	0	0	0	0	0	0	0	0.0	0.0	0	0	0	0	0	0	0	0	0	0	0	0	0	0	0	0	0	0	0
2018	Seahawks	1	0	0	0	0	0	0	0.0	0.0	0	0	0	0	0	0	0	0	0	0	0	0	0	0	0	0	0	0	0
TOTALS		1	0	0	0	0	0	0	0.0	0.0	0	0	0	0	0	0	0	0	0	0	0	0	0	0	0	0	0	0	

SINGLE-GAME HIGHS: DEFENSIVE

Total Tackles 9 vs. Washington Redskins, Sep 17, 2017

Sacks 1.0 at Arizona Cardinals, Oct 02, 2016

Passes Defensed 1 vs. Arizona Cardinals, Jan 01, 2017

Tackles For Loss 1 at Arizona Cardinals, Oct 02, 2016

Interceptions

Interception Return Yards

Special Teams Tackles

Special Teams Fumble Recoveries

1 vs. Arizona Cardinals, Jan 01, 2017

19 vs. Arizona Cardinals, Jan 01, 2017

3 vs. Los Angeles Rams, Oct 07, 2018

1 vs. Chicago Bears, Nov 15, 2015

41

LB

MAURICE
ALEXANDER

2018 GAME-BY-GAME REGULAR SEASON STATISTICS (SEAHAWKS)

DATE	OPP	TACKLES							INTERCEPTIONS					FUMBLES			ST				MISC		W/L	SCORE		
		TK	S	A	SK	YDS	TFL	YDS	QBH	NO	YDS	LG	TD	PD	FF	FR	YDS	TK	S	A	FF	FR			S	A
09/09	at Broncos	DID NOT PLAY																							L	24-27
09/17	at Bears	DID NOT PLAY																							L	17-24
09/23	COWBOYS	DID NOT PLAY																							W	24-13
09/30	at Cardinals	DID NOT PLAY																							W	20-17
10/07	RAMS	P	0	0	0	0.0	0.0	0	0	0	0	0	0	0	0	0	0	3	2	1	0	0	0	0	L	31-33
10/14	at Raiders	P	0	0	0	0.0	0.0	0	0	0	0	0	0	0	0	0	0	0	0	0	0	0	0	0	W	27-3
10/28	at Lions	INACTIVE																							W	28-14
11/04	CHARGERS	INACTIVE																							L	17-25
11/11	at Rams	P	0	0	0	0.0	0.0	0	0	0	0	0	0	0	0	0	0	2	2	0	0	0	0	0	L	31-36
11/15	PACKERS	P	0	0	0	0.0	0.0	0	0	0	0	0	0	0	0	0	0	0	0	0	0	0	0	0	W	27-24
11/25	at Panthers	P	0	0	0	0.0	0.0	0	0	0	0	0	0	0	0	0	0	0	0	0	0	0	0	0	W	30-27
12/02	49ERS	P	0	0	0	0.0	0.0	0	0	0	0	0	0	0	0	0	0	2	2	0	0	0	0	0	W	43-16
12/10	VIKINGS	P	0	0	0	0.0	0.0	0	0	0	0	0	0	0	0	0	0	1	1	0	0	0	0	0	W	21-7
12/16	at 49ers	INACTIVE																							L	23-26+
12/23	CHIEFS	P	0	0	0	0.0	0.0	0	0	0	0	0	0	0	0	0	0	0	0	0	0	0	0	0	W	38-31
12/30	CARDINALS	P	0	0	0	0.0	0.0	0	0	0	0	0	0	0	0	0	0	2	2	0	0	0	0	0	W	27-24
2018 TOTALS		9-0	0	0	0	0.0	0.0	0	0	0	0	0	0	0	0	0	0	10	9	1	0	0	0	0	10-6	

+ - Overtime

17 QB JOSH ALLEN



6-5 237 2ND YEAR

MAY 21, 1996 (AGE 23)



FIREBAUGH, CALIFORNIA



FIREBAUGH HIGH SCHOOL



WYOMING

ACQUIRED 2018

Drafted by the Bills in the first round (7th overall) of the 2018 NFL Draft.

SHOUTOUTS

- In 11 starts established franchise records for: most touchdowns produced by a Bills rookie QB (18), most rushing yards by a QB in a game (135 at Mia. (12/2/18)), longest pass by a rookie (75 vs. Jax. (11/25/18)), most rushing TDs by a Bills QB in a season (8) and most rushing yards by a Bills QB in a season (631).
- Led the NFL in 2018 in rushing TDs (8) by a QB.
- Is the only player in NFL history to throw for 200+ yards and run for 100+ yards in consecutive games.
- With 99 rushing yards vs. Jax. (11/25/18), 135 rushing yards at Mia. (12/2/18) & 101 rushing yards vs. NYJ (12/9/18), became the first QB (Super Bowl era) to tally 3 straight games with 95+ rushing yards.
- Earned AFC Offensive Player of the Week vs. Mia. (12/30/18) after becoming the second rookie QB (MIA David Woodley) in NFL history to throw for 3 TDs and run for 2 TDs. His 5 TD day marked the most by a Bill since Jim Kelly threw for 5 in 1991.
- Selected with the 7th pick in 2018, is the highest QB drafted in team history.



FIRST-AND-10

JOSH ALLEN finished his first season in Buffalo after spending three seasons at Wyoming (2015-17) and one year at Reedley College (2014). Allen was the seventh selection of the first round by the Bills in 2018.

IF YOU HAVEN'T 'HERD'

A NO STAR RECRUIT

Despite racking up 5,269 yards and 59 touchdowns in his final two high school seasons at Firebaugh High School, Allen didn't receive a single offer from a Division I program due to only being 6-2 and 180 pounds at the time. "I didn't have any stars. I was a no star, no offer guy out of high school. I sent emails every day to almost every coach in the nation. 'Please, please just offer me.' All I was asking for was an opportunity," said Allen in a 2017 ESPN College Gameday feature.

Allen eventually opted to attend Reedley College, where he threw for 2,055 yards and 26 touchdowns while simultaneously hitting a growth spurt that boosted his height to 6-5 and weight to 215 pounds. Allen finally got his opportunity after his time in junior college, accepting Wyoming's scholarship offer over an offer from Eastern Michigan.

HR DERBY CHAMPION

Allen, who could topped out at 92-93 MPH pitching in high school, showed he can hit a baseball too. Allen won Micah Hyde's charity softball game HR derby, defeating Jordan Poyer in the final round.

PERSONAL

The son of Joel and LaVonne Allen, Josh is the second of four children (two sisters and one brother). He earned his degree from Wyoming with a major in communications. Allen resides in Orchard Park with his girlfriend, Brittany Williams.

@JOSHALLENQB

@JOSHALLENQB



SHOUTOUTS

- At Mia. (12/2/18), tallied three rushes of 25+ yards. Joined Michael Vick (2002, 2006) as the only QBs in the NFL to accomplish the feat since 1991.
- Broke Michael Vick's record (294 yards) for rushing yards by a QB over a three-game span, with 335 yards.
- Led the Bills to a 27-6 win at Min. (9/23/18) in his first career road start. In the effort, became just the third rookie in NFL history to throw for a touchdown and run for 2+ scores in a first half.
- In 2016, led Wyoming to a Mountain Division co-championship and the school's first-ever appearance in the Mountain West Championship game. In his two seasons as Wyoming's starting quarterback, Allen accounted for 5,833 yards of total offense and was responsible for 57 touchdowns (passing-44, rushing-12 and receiving-1).

AIRING IT OUT

AIR YARDS PER ATTEMPT, 2018

MIN. 100 PASS ATTEMPTS (PER NFL NEXT GEN STATS)



JOSH ALLEN
11.0 AY/A



JAMEIS WINSTON
10.9 AY/A



RYAN FITZPATRICK
10.2 AY/A



SAM DARNOLD
9.3 AY/A



RUSSELL WILSON
9.2 AY/A



PAT MAHOMES
9.2 AY/A

Allen's air yards per attempt not only led the NFL in 2018, but rates as the second-highest mark by an NFL QB in the last three seasons (behind Deshaun Watson's 11.2 AY/A in 2017 and tied with Cam Newton's 11.0 AY/A in 2016).

IF YOU HAVEN'T 'HERD'



SUPERCADÉ'S WEEKEND IN BUFFALO

For the Bills-Jets matchup in Week 14 of 2018, Allen flew in a very special guest named Cade Spinello. At the age of five, Cade suffered a massive stroke during surgery for a brain tumor. The stroke left Cade partially paralyzed and blind. Showing an unbelievable ability to persevere through that fight, Cade earned the nickname SuperCade and now teaches others to Never Ever Give Up. Allen met Cade leading up to the 2018 NFL Draft and ever since has worn a wristband reminding himself of his inspirational buddy Cade.



GOING CUSTOM FOR A CAUSE

Allen made a trip to Oishei Children's Hospital in May 2019 to team up with New Era Cap on designing a custom hat that will be sold as a fundraiser for the hospital this fall. Allen's design team included a collection of people from the neonatal intensive care unit, including 11-year-old Beau Barnad (pictured above), who was born at just 5 pounds, 9 ounces and spent four months in the unit. "Knowing some of the things these kids, at such a young age, have to go through, I couldn't have imagined that," Allen told the Buffalo News.



IF YOU HAVEN'T 'HERD'



PLAYING FOR THOSE WHO CAN'T

Allen played his high school ball at Firebaugh HS, a place where his family had deep ties. Allen's grandfather, Buzz Allen, donated the land the school was built upon.

Shortly after Buzz's passing during Josh's senior year, Firebaugh HS was set to square off with rival high school Dos Palos. Until that game, Firebaugh had never beaten Dos Palos. Josh led the Eagles to a W on his grandfather's birthday and post-game Josh called it a tribute to his late grandfather.

HUMBLE BEGINNINGS

Allen's journey to Buffalo has been no short trek. Born and raised in Firebaugh, California, Allen grew up in a farming town with a population of around 8,000 people.

Allen understands the impact his career can have on others coming from similar backgrounds. "I hope that they can look at my story and find a source of inspiration and just know that it is possible. And there's nobody in this world that can tell you not to do something if you have the desire to work for it."

THE STAMPEDE

FAVORITE ATHLETE:

Tiger Woods

MOST MEMORABLE GAME:

Kyle Williams' final game as a Bill

NICKNAMES:

Joshy Boucher

FAVORITE MEAL:

Hibachi

PREGAME RITUAL:

Only listen to Elvis

FIRST JOB:

Working on the family farm

HIGH SCHOOL SPORTS:

Football, baseball and basketball

FAVORITE BOOK:

The Mamba Mentality

PRIZED POSSESSION:

Draft cap

FAVORITE SPORTS

MEMORY:

Watching Barry Bonds hit home run #756 with friends at the Pizza Factory

FIRST SPORTS JERSEY:

Joe Montana



ADVICE HE WOULD GIVE TO HIS YOUNGER SELF:

Stay patient

BIGGEST OBSTACLE:

Overcoming his collarbone fracture

STRANGEST THING TO EAT:

Alligator

DREAM SPORTING EVENT TO ATTEND:

A Sabres Stanley Cup game in Buffalo

FAVORITE MOVIE:

Anything Will Ferrell

HIDDEN TALENT:

Can juggle

FAVORITE TV SHOW:

Game of Thrones

FAVORITE MUSIC ARTIST:

Justin Bieber

PET PEEVE:

Sound of a vacuum

17

QB

JOSH
ALLEN

JOSH ALLEN - NFL REGULAR SEASON PASSING STATISTICS

DATE	TEAM	GP	GS	ATT.	CMP.	PCT.	YDS	AVG.	TD	INT.	LG	SK	LST	RATE
2018	Bills	12	11	320	169	52.8	2,074	6.5	10	12	75†	28	213	67.9
TOTALS		12	11	320	169	52.8	2,074	6.5	10	12	75†	28	213	67.9

SINGLE-GAME HIGHS: QUARTERBACK

Pass Attempts 41 at New England Patriots, Dec 23, 2018
Pass Completions 20 at New England Patriots, Dec 23, 2018
Yards Passing 245 vs. Los Angeles Chargers, Sep 16, 2018
TD Passes 3 vs. Miami Dolphins, Dec 30, 2018
Long Passes 75† vs. Jacksonville Jaguars, Nov 25, 2018
Completion Percentage 68.2 at Minnesota Vikings, Sep 23, 2018

Passer Rating 114.9 vs. Miami Dolphins, Dec 30, 2018
Rush Attempts 13 vs. Jacksonville Jaguars, Nov 25, 2018
Rushing Yards 135 at Miami Dolphins, Dec 02, 2018
Longest Runs 45 vs. Jacksonville Jaguars, Nov 25, 2018
Rushing TDs 2 vs. Miami Dolphins, Dec 30, 2018

2018 GAME-BY-GAME REGULAR SEASON STATISTICS (BILLS)

DATE	OPPONENT	P/S	PASSING											RUSHING					SCORE
			ATT	CMP	YDS	PCT	Y/A	Y/C	TD	INT	LG	SK/YD	RATE	ATT	YDS	LG	TD	W/L	
09/09	at Ravens	P	15	6	74	40.0	4.9	12.3	0	0	24	3/16	56.0	4	26	14	0	L	3-47
09/16	CHARGERS	S	33	18	245	54.5	7.4	13.6	1	2	57	5/36	63.3	8	32	14	0	L	20-31
09/23	at Vikings	S	22	15	196	68.2	8.9	13.1	1	0	55	3/32	111.2	10	39	10†	2	W	27-6
09/30	at Packers	S	33	16	151	48.5	4.6	9.4	0	2	34	7/64	36.3	5	19	8	0	L	0-22
10/07	TITANS	S	19	10	82	52.6	4.3	8.2	0	1	13	1/3	42.0	4	19	14†	1	W	13-12
10/14	at Texans	S	17	10	84	58.8	4.9	8.4	0	0	39	2/16	71.7	4	20	11	0	L	13-20
10/21	at Colts		INACTIVE															L	5-37
10/29	PATRIOTS		INACTIVE															L	6-25
11/04	BEARS		INACTIVE															L	9-41
11/11	at Jets		INACTIVE															W	41-10
11/25	JAGUARS	S	19	8	160	42.1	8.4	20.0	1	0	75†	0/0	89.8	13	99	45	1	W	24-21
12/02	at Dolphins	S	33	18	231	54.5	7.0	12.8	2	2	38	2/14	71.7	9	135	28	0	L	17-21
12/09	JETS	S	36	18	206	50.0	5.7	11.4	0	2	38	3/14	44.4	9	101	31	1	L	23-27
12/16	LIONS	S	26	13	204	50.0	7.8	15.7	1	0	42†	1/9	89.3	9	16	10	1	W	14-13
12/23	at Patriots	S	41	20	217	48.8	5.3	10.9	1	2	31†	0/0	52.6	5	30	13	0	L	12-24
12/30	DOLPHINS	S	26	17	224	65.4	8.6	13.2	3	1	46	1/9	114.9	9	95	35	2	W	42-17
2018 TOTALS			12-11	320	169	2,074	52.8	6.5	12.3	10	12	75†	28/213	67.9	89	631	45	8	6-10

5

QB

MATT
BARKLEY

6-2

234

7TH YEAR

SEPTEMBER 8, 1990 (AGE 28)



SANTA ANA, CALIFORNIA



MATER DEI HIGH SCHOOL



SOUTHERN CALIFORNIA

ACQUIRED 2018

Signed by the Bills as a free agent on October 30, 2018.

SHOUTOUTS

- Has played in 12 career NFL games, with seven starts, while completing 174-of-291 pass attempts for 2,143 yards and 10 passing TDs.
- In his first start for the Bills at NYJ (11/11/18), went 15-25 with two passing touchdowns and a 117.4 passer rating. His rating was the 2nd-highest by a Bills QB in his first start.
- Left USC with career records for passing yards (12,327), completions (1,001), passing TDs (116), 400-yard passing games (four), 300-yard passing games (15). Also left USC as the Pac-12 Conference's all-time leading passer and was the only player to throw more than 100 TDs (116) in a career.
- Awarded the Wuerffel Trophy in 2012, given to the college football player who best combines exemplary community service with athletic and academic achievement.
- Earned Second-Team All-Pac-12 honors in 2011 after registering a 39-7 touchdown to interception ratio.



FIRST-AND-10

MATT BARKLEY enters his second season with the Bills after joining the team mid-way through the 2018 season. He signed a two-year extension with the Bills in December of 2018. A four-year starter at USC, Barkley entered the league as a fourth round pick (98th overall) of the Philadelphia Eagles. Barkley spent two seasons in Philadelphia (2013-14) before spending the 2015 season with Arizona, 2016 season with Chicago and then splitting time between San Francisco and Arizona in 2017.

IF YOU HAVEN'T 'HERD'

PAY UP

Barkley made an unusual ask to his agent before signing contracts with the 49ers and Bengals, "Can I be paid in Bitcoin?" Bitcoin and cryptocurrency is a big time hobby for Barkley. For those not familiar, cryptocurrency is a digital asset designed to work as a medium of exchange that uses strong cryptography to secure financial transactions, control the creation of additional units, & verify the transfer of assets. When fans began hearing of Barkley's interest in Bitcoin they began tweeting recommendations at him to not just buy Bitcoin, but to mine it. Barkley quickly replied to let everyone know he already is mining Bitcoin, which involves securing Bitcoin and confirming transactions in exchange for being paid rewards of new Bitcoins.

PERSONAL

Barkley and his wife Brittany have two sons, John and Jackson. Met Brittany in preschool. He attended Mater Dei High School in Santa Ana, CA, where he finished as the all-time passing yardage leader in Orange County, surpassing Todd Marinovich.

@MATTBARKLEY

@MATTBARKLEY

5

QB

MATT
BARKLEY

IF YOU HAVEN'T 'HERD'



A B-24 BOMBER

Barkley made an unexpected connection back during his time at USC, meeting Louis Zamperini during a sports journalism class. His name may sound familiar as the best-selling book "Unbroken" documents his incredible story of surviving a B-24 bomber crash during World War II. Zamperini passed away at the age of 97 in 2014, but Barkley still draws inspiration from the time they spent together. "You think about that perspective whenever you feel sore or tired. How much we've been given and to never take a day for granted," said Barkley.



THE WOLF SPIDER

Barkley's kids made an interesting discovery in the family's basement this past offseason, finding the massive spider pictured above.

Barkley tweeted out a picture of the nearly two inch spider and asked Bills fans to help him identify what kind it was. It was quickly identified as a wolf spider. Since the spider generally is not considered dangerous, the Barkley's opted to keep the spider for the time being as a rather unique pet.

THE
STAMPEDE

NICKNAMES:

Barks

IF YOU COULD PLAY
ANOTHER SPORT:

Golf and play like Bryson DeChambeau

FAVORITE MUSICAL ARTIST:

NeedtobreatH

MOST FAMOUS CELL
PHONE CONTACT:

Kenny Chesney

FAVORITE BUFFALO
RESTAURANT :

The Grange

BEGAN PLAYING
FOOTBALL:

6th grade

DREAM SPORTING EVENT
TO ATTEND:

The Masters

FAVORITE TV SHOW:

Breaking Bad

COMMUNITY CAUSES:

Helping young kids and homeless people

PROUDEST ACHIEVEMENT:

Being a dad

A SKILL HE WANTS TO
LEARN:

Cooking

FIRST JOB:

Giving guitar lessons

JERSEY # SIGNIFICANCE:

Has worn the same number (5) since high school

ADVICE HE WOULD GIVE
TO HIS YOUNGER SELF:

Don't be influenced by negative outside noise

FAVORITE PHONE APP:

Voyager

MOST MEMORABLE GAME:

Beating Ohio State in 2009 on College Gameday

PET PEEVE:

Lack of accountability

FAVORITE VACATION SPOT:

Deer Valley, Utah

5

QB

MATT
BARKLEY

MATT BARKLEY - NFL POSTSEASON PASSING STATISTICS

DATE	TEAM	GP	GS	ATT.	CMP.	PCT.	YDS	AVG.	TD	INT.	LG	SK	LST	RATE
2013	Eagles	0	0	0	0	0.0	0	0.0	0	0	0	0	0	0.0
2015	Cardinals	0	0	0	0	0.0	0	0.0	0	0	0	0	0	0.0
TOTALS		0	0	0	0	0.0	0	0.0	0	0	0	0	0	0.0

MATT BARKLEY - NFL REGULAR SEASON PASSING/RUSHING STATISTICS

DATE	TEAM	GP	GS	PASSING										RUSHING					
				ATT.	CMP.	PCT.	YDS	AVG.	TD	INT.	LG	SK	LST	RATE	NO.	YDS.	AVG.	LG	TD
2013	Eagles	3	0	49	30	61.2	300	6.1	0	4	26	3	24	44.6	2	-2	-1.0	0	0
2014	Eagles	1	0	1	0	0.0	0	0.0	0	0	0	0	0	39.6	3	0	0.0	0	0
2015	Cardinals	0	0	0	0	0.0	0	0.0	0	0	0	0	0	0.0	0	0	0.0	0	0
2016	Bears	7	6	216	129	59.7	1,611	7.5	8	14	37	6	43	68.3	7	2	0.3	5	0
2017	49ers	0	0	0	0	0.0	0	0.0	0	0	0	0	0	0.0	0	0	0.0	0	0
2017	Bengals	0	0	0	0	0.0	0	0.0	0	0	0	0	0	0.0	0	0	0.0	0	0
2017	Cardinals	0	0	0	0	0.0	0	0.0	0	0	0	0	0	0.0	0	0	0.0	0	0
2017	TOTAL	0	0	0	0	0.0	0	0.0	0	0	0	0	0	0.0	0	0	0.0	0	0
2018	Bills	1	1	25	15	60.0	232	9.3	2	0	47	1	8	117.4	3	-2	-0.7	0	0
TOTALS		12	7	291	174	59.8	2,143	7.4	10	18	47	10	75	68.3	15	-2	-0.1	5	0

2018 GAME-BY-GAME REGULAR SEASON STATISTICS (BILLS)

DATE	OPPONENT	P/S	PASSING										RUSHING					SCORE		
			ATT	CMP	YDS	PCT	Y/A	Y/C	TD	INT	LG	SK/YD	RATE	ATT	YDS	LG	TD		W/L	
09/09	at Ravens		NOT ON ROSTER																L	3-47
09/16	CHARGERS		NOT ON ROSTER																L	20-31
09/23	at Vikings		NOT ON ROSTER																W	27-6
09/30	at Packers		NOT ON ROSTER																L	0-22
10/07	TITANS		NOT ON ROSTER																W	13-12
10/14	at Texans		NOT ON ROSTER																L	13-20
10/21	at Colts		NOT ON ROSTER																L	5-37
10/29	PATRIOTS		NOT ON ROSTER																L	6-25
11/04	BEARS		DID NOT PLAY (NON-INJURY)																L	9-41
11/11	at Jets	S	25	15	232	60.0	9.3	15.5	2	0	47	1/8	117.4	3	-2	0	0	W	41-10	
11/25	JAGUARS		DID NOT PLAY (NON-INJURY)																W	24-21
12/02	at Dolphins		DID NOT PLAY (NON-INJURY)																L	17-21
12/09	JETS		DID NOT PLAY (NON-INJURY)																L	23-27
12/16	LIONS		DID NOT PLAY (NON-INJURY)																W	14-13
12/23	at Patriots		DID NOT PLAY (NON-INJURY)																L	12-24
12/30	DOLPHINS		DID NOT PLAY (NON-INJURY)																W	42-17
2018 TOTALS		1-1	25	15	232	60.0	9.3	15.5	2	0	47	1/8	117.4	3	-2	0	0	6-10		

10 WR COLE BEASLEY



5-8 174 7TH YEAR

APRIL 26, 1989 (AGE 30)

LITTLE ELM, TEXAS

LITTLE ELM HIGH SCHOOL

SOUTHERN METHODIST

ACQUIRED 2019

Signed with the Bills on March 14, 2019.

SHOUTOUTS

- Career stats: 3,271 career yards, 319 receptions, 23 touchdowns. 2018 season was second-highest in career in both receptions (65) and yards (672).
- Led the Cowboys in receptions and yards in 2016.
- Best game during the 2018 season came vs. Jax. (10/14/18), where he recorded nine receptions for 101 yards and two touchdowns.
- Since entering the league in 2012, Beasley ranks fourth with 319 receptions and sixth with 3,271 receiving yards amongst all undrafted players.
- Has played in five playoff games with the Cowboys totaling 15 receptions and 189 yards.
- Amongst all receivers with at least 150 receptions since 2012, Beasley ranks second in the NFL with a catch percentage of 70.9%.
- Had a career-high 112 receiving yards vs. Phi (11/8/15).
- Was responsible for moving the chains for the Cowboys on 39 occasions in 2018.



FIRST-AND-10

COLE BEASLEY joined the Bills in 2019 after spending the first seven seasons of his career with the Dallas Cowboys. He entered the NFL as an undrafted free agent with the Dallas Cowboys in the 2012 NFL Draft.

IF YOU HAVEN'T 'HERD'

MUSICAL TALENTS

Outside of football, Beasley takes a large interest in music. He started a record label called 'ColdNation' and released his first single, "80 Stings," in 2017. In May of 2018, Beasley released a full rap album titled "The Autobiography."

Beasley first got into rapping in high school for fun, then purchased an audio program with his first stipend check in college. He later started writing his own music while continuing to pursue a career in football.

"I simply want to make music for the people who are constantly searching for something new to hear," Beasley wrote in a statement after releasing his first single. "My goal is to reach music lovers all over the world. I put my all into it like I do everything else. I hope you enjoy it as much as I enjoyed creating it. There is only one way to live and you only get one chance."

Beasley told TMZ Sports before releasing his album that it was a well thought out project, and he thinks his sound is unique and he tries to stay away from the trends of how everybody else sounds.

PERSONAL

Beasley and his wife Krystin have two boys, Ace and Everett, and a daughter, Jovie. While attending SMU, studied Sociology.



IF YOU HAVEN'T 'HERD'



FAMILY MAN

Beasley and his wife Krystin have three children - Ace, Everett and Josie. The family recently built a ranch in Junction, Texas, to enjoy in their free time with extended family, as well.

"That's where all the deer are at," Beasley told the Buffalo News. "That was the dream from the beginning, really. That's what I said I was going to do when I got my first decent contract. It's just a really cool deal for our family. We've enjoyed it so much."



HIS FATHER'S SON

When asked who the biggest influence on his life and career has been, Beasley was quick to answer his father, Mike.

"He's been a mentor for me my whole life," Beasley said. "He was my high school coach, but he's been my teacher throughout my entire life."

Beasley hopes to be the same for his children as Mike is for him, listing his proudest achievement as being a father.

THE STAMPEDE

NICKNAMES:

Bease

BEST ADVICE YOU'VE BEEN GIVEN:

Stay in the moment.

TOP OF BUCKET LIST:

To have a bucket list

FAVORITE MOVIE:

The Incredibles

FAVORITE APP:

Door Dash or Instacart

FAVORITE SHOW:

Breaking Bad or Game of Thrones

HOBBIES:

Music

FAVORITE FOOD:

Likes everything

LATE NIGHT SNACK:

Milk and Oreos

FAVORITE CARTOON CHARACTER:

Scooby Doo

FIRST JOB:

Mowing Lawns

FIRST SPORTS JERSEY:

Kobe Bryant



IF YOU COULD PLAY ANOTHER SPORT:

Basketball - compares game to Jason Williams

OWN A BUSINESS:

Record Label

FAVORITE VACATION SPOT:

Hunting ranch

FAVORITE BOOK:

The Champion's Mind by Jim Afremow

FIRST JOB:

Mowing lawns

STRANGEST THING ORDERED OFF THE INTERNET:

A Buffalo hide

A SKILL YOU'D LIKE TO LEARN:

Play the piano

HIGH SCHOOL SPORTS:

Football, basketball, baseball



COLE BEASLEY - NFL REGULAR SEASON STATISTICS

DATE	TEAM	GP	GS	RECEIVING					RUSHING				
				NO.	YDS	AVG	LG	TD	NO.	YDS.	AVG.	LG	TD
2012	Cowboys	10	0	15	128	8.5	20	0	0	0	0.0	0	0
2013	Cowboys	14	3	39	368	9.4	23	2	0	0	0.0	0	0
2014	Cowboys	16	2	37	420	11.4	45†	4	0	0	0.0	0	0
2015	Cowboys	16	3	52	536	10.3	30	5	0	0	0.0	0	0
2016	Cowboys	16	6	75	833	11.1	47	5	1	7	7.0	7	0
2017	Cowboys	15	4	36	314	8.7	54	4	0	0	0.0	0	0
2018	Cowboys	16	4	65	672	10.3	32†	3	0	0	0.0	0	0
TOTALS		103	22	319	3,271	10.3	54	23	1	7	7.0	7	0

COLE BEASLEY - NFL POSTSEASON STATISTICS

DATE	TEAM	GP	GS	RECEIVING				
				NO.	YDS	AVG	LG	TD
2014	Cowboys	2	0	7	101	14.4	19	0
2016	Cowboys	1	0	4	45	11.3	18	0
2018	Cowboys	2	0	4	43	10.8	15	0
TOTALS		5	0	15	189	12.6	19	0

COLE BEASLEY - NFL REGULAR SEASON RETURN STATISTICS

DATE	TEAM	KICKOFF RETURNS					PUNT RETURNS					
		RET.	YDS.	AVG.	LG	TD	NO.	FC	YDS	AVG	LG	TD
2012	Cowboys	0	0	0.0	0	0	0	0	0	0.0	0	0
2013	Cowboys	1	11	11.0	11	0	10	3	68	6.8	14	0
2014	Cowboys	0	0	0.0	0	0	0	0	0	0.0	0	0
2015	Cowboys	0	0	0.0	0	0	12	17	69	5.8	22	0
2016	Cowboys	0	0	0.0	0	0	3	9	3	1.0	3	0
2017	Cowboys	0	0	0.0	0	0	2	5	19	9.5	15	0
2018	Cowboys	1	8	8.0	8	0	11	18	61	5.5	14	0
TOTALS		2	19	9.5	11	0	38	52	220	5.8	22	0

COLE BEASLEY - NFL POSTSEASON RETURN STATISTICS

DATE	TEAM	KICKOFF RETURNS					PUNT RETURNS					
		RET.	YDS.	AVG.	LG	TD	NO.	FC	YDS	AVG	LG	TD
2014	Cowboys	0	0	0.0	0	0	0	0	0	0.0	0	0
2016	Cowboys	0	0	0.0	0	0	1	1	8	8.0	8	0
2018	Cowboys	0	0	0.0	0	0	1	0	7	7.0	7	0
TOTALS		0	0	0.0	0	0	2	1	15	7.5	8	0



SINGLE-GAME HIGHS: RUSHING/RECEIVING

Rush Attempts 1 at San Francisco 49ers, Oct 02, 2016
Rushing Yards 7 at San Francisco 49ers, Oct 02, 2016
Longest Runs 7 at San Francisco 49ers, Oct 02, 2016
Receptions 9 vs. Jacksonville Jaguars, Oct 14, 2018
Receiving Yards 112 vs. Philadelphia Eagles, Nov 08, 2015
Longest Receptions 54 at New York Giants, Dec 10, 2017
Receiving TDs 2 vs. Jacksonville Jaguars, Oct 14, 2018
All-purpose yards 112 vs. Philadelphia Eagles, Nov 08, 2015
Kickoff Returns 1 vs. Philadelphia Eagles, Dec 09, 2018

Kickoff Return Yards 11 at New Orleans Saints, Nov 10, 2013
Longest Kickoff Return 11 at New Orleans Saints, Nov 10, 2013
Fair Catches 4 vs. Philadelphia Eagles, Dec 09, 2018
Punt Return Yards 27 vs. Oakland Raiders, Nov 28, 2013
Longest Punt Return 22 at Tampa Bay Buccaneers, Nov 15, 2015
Punt Returns 4 vs. Oakland Raiders, Nov 28, 2013
Special Teams Tackles 1 at New York Giants, Oct 25, 2015
Miscellaneous Tackles 1 at Oakland Raiders, Dec 17, 2017
Most TDs 2 vs. Jacksonville Jaguars, Oct 14, 2018

2018 GAME-BY-GAME REGULAR SEASON STATISTICS (COWBOYS)

DATE	OPPONENT	P/S	RECEIVING				RUSHING				W/L	SCORE
			NO	YDS	LG	TD	ATT	YDS	LG	TD		
09/09	at Panthers	P	7	73	17	0	0	0	0	0	L	8-16
09/16	GIANTS	S	2	13	10	0	0	0	0	0	W	20-13
09/23	at Seahawks	P	3	46	18	0	0	0	0	0	L	13-24
09/30	LIONS	P	4	53	19	0	0	0	0	0	W	26-24
10/07	at Texans	P	1	8	8	0	0	0	0	0	L	16-19+
10/14	JAGUARS	P	9	101	21	2	0	0	0	0	W	40-7
10/21	at Redskins	S	7	56	18	0	0	0	0	0	L	17-20
11/05	TITANS	P	3	16	6	0	0	0	0	0	L	14-28
11/11	at Eagles	S	4	37	21	0	0	0	0	0	W	27-20
11/18	at Falcons	P	5	51	19	0	0	0	0	0	W	22-19
11/22	REDSKINS	P	1	5	5	0	0	0	0	0	W	31-23
11/29	SAINTS	P	2	9	5	0	0	0	0	0	W	13-10
12/09	EAGLES	P	2	18	15	0	0	0	0	0	W	29-23+
12/16	at Colts	P	4	42	14	0	0	0	0	0	L	0-23
12/23	BUCCANEERS	P	5	50	13	0	0	0	0	0	W	27-20
12/30	at Giants	S	6	94	32†	1	0	0	0	0	W	36-35
2018 TOTALS		16-4	65	672	32†	3	0	0	0	0	10-6	

+ - Overtime

84 TE NATE BECKER



6-5 264 ROOKIE



MARCH 24, 1996 (AGE 23)



CARMEL, INDIANA



CARMEL HIGH SCHOOL



M
MIAMI (OH)

ACQUIRED 2019

Signed with the Bills on June 5, 2019.

SHOUTOUTS

- Appeared in 35 career games for the RedHawks.
- Played in and started all 11 games as a senior as he totaled a career-high 13 catches for 154 yards and one touchdown.
- Tallied a career-high in receiving yards (40) against Marshall (9/1/18) and then recorded his career-long reception of 24 yards at Buffalo (10/20/18).
- Following the 2018 season, was awarded the Redhawks 'Offensive Big Skill Player of the Year' and the team's 'Strength Award.'

THE STAMPEDE

Favorite movie?

The Departed

Favorite TV show?

Breaking Bad

Favorite book?

Make Your Bed by William H. McRaven

Advice to younger self?

Stay the course and always do your best at everything you do



FIRST-AND-10

NATE BECKER enters his first season with the Bills in 2019 after signing with the team as an undrafted rookie out of Miami (Ohio). Becker originally entered the NFL with the Detroit Lions as an undrafted free agent.

IF YOU HAVEN'T 'HERD'

THE WALK-ON

The biggest obstacle that Becker has had to overcome in his football career so far was having no college offers coming out of high school and being determined to show he belonged at the Division I level.

After deciding to enroll as a walk-on at Miami (OH), Becker set to work in taking advantage of every opportunity he could to prove to his teammates and coaches that he deserved to be there.

After redshirting the entire 2014 season, Becker showed enough during practices to earn a scholarship before the 2015 season and he didn't look back, as he would start 10 games in his first season getting playing time.

Becker used those early experiences as a walk-on later in his college career when he became one of the leaders on the team. Setting the tone by winning the team's Strength Award in back-to-back offseasons, Becker focused on helping all of his teammates be the best they could be.

PERSONAL

The son of Kenneth and Heidi Becker, he has one younger sister and one younger brother. Graduated with a degree in sports management from Miami (OH).

66

C

RUSSELL
BODINE

6-3

308

6TH YEAR

JUNE 30, 1992 (AGE 26)



SCOTTSVILLE, VIRGINIA



FORK UNION MILITARY



NORTH CAROLINA

ACQUIRED 2018

Joined the Bills via free agency on
March 19, 2018.

SHOUTOUTS

- In his first season with the Bills, Bodine finished the 2018 season by starting all ten games he played in.
- During his four years playing for the Bengals, Bodine was an iron man at center, starting all 16 games in each season.
- Recorded 42 bench press reps at the 2014 NFL Combine. His total of 42 bench press reps led all players by six reps.

THE STAMPEDE

Hobbies?

Anything outdoors, like fishing and hunting

Biggest pet peeve?

Pens clicking

Favorite meal?

Steak

Player that you've learned the most from?

Watches a lot of Alex Mack film



FIRST-AND-10

RUSSELL BODINE (BO-dine) joined the Bills in 2018 after spending the first four seasons of his NFL career with the Cincinnati Bengals (2014-17). Bodine originally entered the NFL in 2014 as a fourth round pick (111th overall) of the Bengals.

IF YOU HAVEN'T 'HERD'

ATHLETIC BLOODLINES

Russell Bodine is the first member of his family to make it to the NFL, but he is certainly not the only athlete in his family.

Russell's mother, Gail Bodine, may be one of the best athletes in the family, having been the first All-American field hockey player at Boston's Northeastern University for a team that won the ECACs. Brian Bodine, Russell's father, played tackle and guard at Trenton State.

His sister, Kaitlyn, played softball for Queens University in Charlotte, North Carolina, and was named Freshman of the Year in 2013 while recording a .413 batting average and a 3.06 ERA in 84.2 innings pitched.

Russell's uncle, Dave Zimmerman, was a center at Rutgers in the mid-1960s and his brother, Pete, also played nose tackle for the Scarlet Knights. Another one of Russell's uncles, Hank, played center at William and Mary.

PERSONAL

Russell is married to the former Catherine Wooten. The couple has two dogs named Deke and Quinn. At North Carolina, Bodine majored in communication studies.

GAMES PLAYED/STARTED

2014 (Cin, 16/16), 2015 (Cin, 16/16), 2016 (Cin, 16/16), 2017 (Cin, 16/16), 2018 (Buf, 10/10)...
Regular Season Totals: (74/74). Playoffs: 2014 (Cin, 1/1), 2015 (Cin, 1/1)

@RUSSELL_MELK_60

@RUSSELL_BODINE

65 G IKE BOETTGER



6-6 313 2ND YEAR 

OCTOBER 5, 1994 (AGE 24)



CEDAR FALLS, IOWA



CEDAR FALLS HIGH SCHOOL



IOWA

ACQUIRED 2018

Claimed off of waivers on September 12, 2018.

SHOUTOUTS

- Saw his first NFL action in week 13 at Mia. (12/2/18), coming in at right guard.
- Played in 4 games during the 2018 season.
- Received an honorable mention All-Big Ten by Big Ten coaches and media and Comeback Player of the Year during his 2016 campaign.

THE STAMPEDE

Any hidden talents?

Can dunk

Favorite Buffalo restaurant?

Buffalo Chophouse

Favorite app outside of social media?

Door Dash

Proudest achievement outside of football?

Getting married in March 2019

Favorite musical artist?

Eric Church



FIRST-AND-10

IKE BOETTGER enters his second season in Buffalo in 2019. A 2018 undrafted free agent, Boettger spent time on the Chiefs active roster in 2018 and spent the 2018 training camp with the Bills.

IF YOU HAVEN'T 'HERD'

A SECOND CHANCE

Boettger saw a prosperous 2016 season, garnering praise from media and was rewarded with a spot on his team's leadership group, one of only seven juniors to do so. As the 2017 Hawkeyes season started, nothing but optimism was on the horizon.

Boettger started at right tackle in a 44-41 OT win at Iowa State, the second game of the season, as the offense gained 497 yards. However, he was forced to leave in the second half due to injury and missed the remainder of the season with an Achilles tendon tear.

"That was the biggest obstacle I had to overcome. [The rehab] was longer than I expected, but it was ahead of schedule for [an] Achilles injury," Boettger said.

Knowing that the injury would end his career at Iowa, Ike worked hard in order to prove himself to NFL teams. He impressed many at Iowa's pro day, boasting a 3-cone time of 7.45 seconds, which would have tied for fifth among all offensive linemen at the NFL combine.

PERSONAL

The son of Tim and Kris Boettger and brother of Adrienne. Wife, Katie, is a teacher. Graduated from Iowa with a degree in enterprise leadership in the spring of 2017.

GAMES PLAYED/STARTED

2018 (Buf, 4/0) ... Totals (4/0).

9

P

COREY
BOJORQUEZ

6-0

208

2ND YEAR

SEPTEMBER 13, 1996 (AGE 22)



BELLFLOWER, CALIFORNIA



MAYFAIR HIGH SCHOOL



NEW MEXICO

ACQUIRED 2018

Claimed off waivers from the New England Patriots on September 2, 2018.

SHOUTOUTS

- Before being placed on Injured Reserve, Bojorquez punted 45 times for 2,028 yards, for an average of 45.1 yards per punt. He placed 22 punts inside the 20-yard line.
- Recorded four punts over 50 yards in his NFL debut at Bal. (9/9/18), the most ever by a Bills punter in their first game.
- Placed five of his six punts at Min. (9/23/18) inside the Vikings 20-yard line.
- Named 2016 Mountain West All-Academic Team.
- Finished his two-year career at New Mexico with 25 games played, totaling 116 punts for 5,237 yards, for an average of 45.1 yards per punt.
- In 2015, led the nation with a 43.8 punt average as a sophomore at Cerritos Junior College.



FIRST-AND-10

COREY BOJORQUEZ (bo-HOR-kez) joined the Bills after a brief stint with the New England Patriots. Appeared in eight games for the Bills after spending the 2018 offseason as a member for the Patriots.

IF YOU HAVEN'T 'HERD'

STANDOUT SENIOR YEAR

Bojorquez put together a stellar season in his final year at New Mexico University.

On the way to earning Honorable Mention All-America honors and being named First Team All-Mountain West, Bojorquez set the New Mexico record for single season average with 47.3 yards per punt, which was good for fourth in the nation.

Against Colorado State, Bojorquez set New Mexico single-season records with a 57.7 yards per punt average and a net average of 64.7 yards.

He set a school record with four punts over 70 yards during the season, topped by a career-high with a booming 78-yarder.

He was only the second punter in school history to garner All-America honors, joining Tyler Gaus in 2002. He was New Mexico's first All-America selection overall since Carlos Wiggins in 2013.

Bojorquez also left New Mexico as the Lobos career leader with an average of 45.1 yards per punt.

PERSONAL

Born September 13, 1996, Corey is the son of Ivan and Brandy Bojorquez. He has three siblings: Levi, Moz and Bela. Corey graduated with a degree in liberal arts from New Mexico University.

@COREYBOJORQUEZ

@GOLDENBOY_13



IF YOU HAVEN'T 'HERD'



PATIENT WITH THE PROCESS

Corey didn't have the easiest path to the NFL. Upon graduating high school, he didn't receive any offers to punt. Instead of giving up, he decided to attend Cerritos Junior College in Norwalk, CA. During his freshman year he helped his team win the Golden State Bowl Championship. His sophomore year, he took his game to another level and earned First Team All-America, First Team All-State and First Team All-Conference honors. His performance landed him offers with New Mexico, Indiana State and Concordia College.

COLLECTING CARS

Corey's passion for collecting cars started before he was even born. His father owned a '65 Mustang, however he unfortunately got in a car accident before Corey was born. When Corey turned 17, his father told him he could pick any car that fit within their budget. Instead of going with a car that you typically see on the street, Corey turned back the clock and bought a '66 Mustang from a family friend who gave them a family discount. Corey plans on purchasing a '60 Corvette, '66 Chevelle, '69 Camaro and a '71 Barracuda.

THE
STAMPEDE

NICKNAMES:

Golden Boy Bojo

IF YOU COULD PLAY
ANOTHER SPORT:

Baseball. I would compare my game to Matt Kemp

FAVORITE MUSICAL ARTIST:

The Eagles

FAVORITE TEAM AS A KID:

Rooted for the LA Dodgers and the 49ers

FAVORITE MEAL:

Seafood

FIRST JOB GROWING UP:

Grandpa's print shop at 11 years old

PET PEEVE:

Laziness

FAVORITE MOVIE:

Star Wars

BIGGEST OBSTACLE
YOU'VE HAD TO
OVERCOME:

Uphill battle trying to get noticed by NFL coaches

WATCHING ONE PERSON
IN CONCERT, DEAD OR
ALIVE, WHO WOULD IT BE?

Jimi Hendrix

SPORTING EVENT YOU'D
WANT TO ATTEND:

World Series

FAVORITE TV SHOW:

The Office

PROUDEST ACHIEVEMENT:

Graduating college with a degree in Liberal Arts

FAVORITE BUFFALO
RESTAURANT:

The Bar Bill Tavern

VACATION SPOT:

Hawaii

FAVORITE OLYMPIC SPORT
TO WATCH:

Snowboarding

FIRST SPORTS JERSEY:

Jeff Garcia



COREY BOJORQUEZ - NFL REGULAR SEASON PUNTING STATISTICS

DATE	TEAM	GP	NO.	YDS.	AVG.	OPP. RET.	YDS.	NET. YDS.	AVG.	TB	IN20	LG	BK
2018	Bills	8	45	2,028	45.1	20	137	1,811	39.4	4	22	60	1
TOTALS		8	45	2,028	45.1	20	137	1,811	39.4	4	22	60	1

SINGLE-GAME HIGHS: PUNTER

Punts

8 at Green Bay Packers, Sep 30, 2018

Gross Punting Yards

397 at Baltimore Ravens, Sep 09, 2018

Gross Punting Avg

49.6 at Baltimore Ravens, Sep 09, 2018

Net Punting Yards

343 at Baltimore Ravens, Sep 09, 2018

Net Punting Avg

46.3 at Indianapolis Colts, Oct 21, 2018

Longest Punts

60 at Houston Texans, Oct 14, 2018

Inside the 20

5 at Minnesota Vikings, Sep 23, 2018

Pass Attempts

1 vs. Tennessee Titans, Oct 07, 2018

Rush Attempts

1 at Baltimore Ravens, Sep 09, 2018

2018 GAME-BY-GAME REGULAR SEASON STATISTICS (BILLS)

DATE	OPPONENT		NO.	YDS.	AVG.	OPP. RET.	YDS.	NET. YDS.	AVG	TB	IN20	LG	BK	W/L	SCORE
09/09	at Ravens	P	8	397	49.6	6	54	343	42.9	0	3	58	0	L	3-47
09/16	CHARGERS	P	5	223	44.6	3	17	186	37.2	1	2	54	0	L	20-31
09/23	at Vikings	P	6	259	43.2	1	0	259	43.2	0	5	59	0	W	27-6
09/30	at Packers	P	8	348	43.5	5	20	328	41.0	0	4	50	0	L	0-22
10/07	TITANS	P	4	175	43.8	2	39	116	29.0	1	1	48	0	W	13-12
10/14	at Texans	P	5	243	48.6	3	7	236	39.3	0	2	60	1	L	13-20
10/21	at Colts	P	4	185	46.3	0	0	185	46.3	0	3	51	0	L	5-37
10/29	PATRIOTS	P	5	198	39.6	0	0	158	31.6	2	2	53	0	L	6-25
11/04	BEARS													L	9-41
11/11	at Jets													W	41-10
11/25	JAGUARS													W	24-21
12/02	at Dolphins													L	17-21
12/09	JETS													L	23-27
12/16	LIONS													W	14-13
12/23	at Patriots													L	12-24
12/30	DOLPHINS													W	42-17
2018 TOTALS			8	45	2,028	45.1	20	137	1,811	39.4	4	22	60	1	6-10

13 WR VICTOR BOLDEN JR.



5-8 178 3RD YEAR

APRIL 4, 1995 (AGE 24)

RANCHO CUCAMONGA, CALIFORNIA

LOS OSOS HIGH SCHOOL

OREGON STATE

ACQUIRED 2018

Signed from the 49ers practice squad on December 18, 2018.

SHOUTOUTS

- Returned 3 kickoffs for 72 yards in his Bills debut at NE (12/23/18).
- Appeared in nine games as a rookie in 2017 with the 49ers and totaled 19 kick returns for 396 yards and four punt returns for 23 yards before being placed on IR. He also had one reception for 10 yards.
- Set the Oregon State record with 2,420 career kickoff return yards during his collegiate career.
- Bolden left Oregon State ranking third in the program's history with 5,196 career all-purpose yards. He also finished sixth in school history with 170 career receptions.
- Earned Pac-12 All-Conference Honorable Mention honors in 2015 with 46 receptions for 461 yards and three touchdowns.
- Was one of 12 members of his Oregon State team that participated in a special forces leadership development program at Camp Williams in Utah.



FIRST-AND-10

VICTOR BOLDEN JR. joined the Bills on December 18, 2018 after signing from the 49ers practice squad. He originally entered the NFL with the 49ers as an undrafted free agent in 2017 out of Oregon State. Bolden spent his rookie season on their 53-man roster, seeing time as a returner. The speedy Bolden left Oregon State ranked third in school history with 5,196 all-purpose yards.

IF YOU HAVEN'T 'HERD'

FAST FAMILY

Bolden has always been able to look to his family when he needs support or guidance on his career path.

He calls his father, Victor, and mother, Zelda, his biggest influences in life and credits his love for football to his father introducing him to the game at a young age.

His mother is the original athlete in the family as she is still the school record holder in both the 100 and 200-meters at Mt. San Antonio College in Walnut, California.

Victor was a two-time Baseline League 300-meter hurdle champion and CIF Division 1 champion while in high school at Rancho Cucamonga High School.

PERSONAL

Born April 4, 1995, in Fontana, California, Victor is the son of Zelda and Victor Bolden Sr. Victor has one brother, Silas, and one sister, Victoria. Bolden studied public health with a focus in health management and policy and graduated from Oregon State University.

13

WR

VICTOR
BOLDEN JR.

IF YOU HAVEN'T 'HERD'



TRACK STARS

Bolden didn't realize it at the time, but his 11-year-old track relay team had an even brighter future than just the medals they'd bring home for winning their event. All four members of the relay team, Bolden, Jamaal Williams, Darren Andrews and Donte Deayon, would go on to make it to the NFL. "I know that's crazy. That's something people would tell you would never happen, but the collection of hard work has gotten us to this point. A lot of people will tell you to surround yourself with like-minded people & it works," Bolden told the Buffalo News.

CIVIL WAR

Bolden chose to play his college ball at Oregon State due to the family atmosphere and fast paced offense the Beaver's play. The experience was a memorable one, especially Bolden's match-ups against rival Oregon, which is dubbed annually as the Civil War. During his senior season in 2016, Bolden helped lead his alma mater to their first win over the Ducks since 2007 with a 34-24 victory in front of a sold out Reser Stadium. Bolden now wears #13 in the NFL, which is a tribute to his college number (6) combined with his high school number (7).

THE
STAMPEDE

NICKNAMES:

Quick Six in college and
Turbo in high school

IF YOU COULD PLAY
ANOTHER SPORT:

Baseball like Mike Trout

FAVORITE MUSICAL ARTIST:

Kendrick Lamar

MOST FAMOUS CELL
PHONE CONTACT:

Julian Edelman

BEST ADVICE RECEIVED:

Control what you can
control

BEGAN PLAYING
FOOTBALL:

8th grade

DESIRED SUPERPOWER:

Read minds

FAVORITE TV SHOW:

Power

COMMUNITY CAUSES:

Giving back to the less
fortunate

FIRST SPORTS JERSEY:

Allen Iverson

A SKILL HE WANTS TO
LEARN:

How to speak Spanish

FAVORITE MOVIE:

Law Abiding Citizen

ADVICE HE WOULD GIVE
TO HIS YOUNGER SELF:

Be fearless

FAVORITE ATHLETES:

Mike Vick, Deshaun Jackson,
De'Anthony Thomas

PREGAME RITUAL:

Dance

FAVORITE OLYMPIC SPORT:

Track and Field

UNIQUE HOBBIES:

Deep sea fishing and
juggling a soccer ball

COLLECTED ITEMS:

Shoes: any Jordans or
Yeezys

@VICBOLDEN

@VIC._____



VICTOR BOLDEN JR. - NFL REGULAR SEASON STATISTICS

DATE	TEAM	GP	GS	RECEIVING					RUSHING				
				NO.	YDS	AVG	LG	TD	NO.	YDS	AVG.	LG	TD
2017	49ers	9	0	0	0	0.0	0	0	0	0	0.0	0	0
2018	49ers	4	0	1	10	10.0	10	0	0	0	0.0	0	0
2018	Bills	2	0	0	0	0.0	0	0	0	0	0.0	0	0
2018	TOTAL	6	0	1	10	10.0	10	0	0	0	0.0	0	0
TOTALS		15	0	1	10	10.0	10	0	0	0	0.0	0	0

VICTOR BOLDEN JR. - NFL REGULAR SEASON RETURN STATISTICS

DATE	TEAM	RET.	KICKOFF RETURNS				PUNT RETURNS					
			YDS.	AVG.	LG	TD	NO.	FC	YDS	AVG	LG	TD
2017	49ers	19	396	20.8	34	0	4	1	23	5.8	16	0
2018	49ers	0	0	0.0	0	0	0	0	0	0.0	0	0
2018	Bills	5	116	23.2	28	0	0	0	0	0.0	0	0
2018	TOTAL	5	116	23.2	28	0	0	0	0	0.0	0	0
TOTALS		24	512	21.3	34	0	4	1	23	5.8	16	0

2018 GAME-BY-GAME REGULAR SEASON STATISTICS (49ERS/BILLS)

DATE	OPPONENT	P/S	RECEIVING					RUSHING					W/L	SCORE
			NO	YDS	LG	TD	ATT	YDS	LG	TD				
09/09	at Vikings		RESERVE/LEAGUE SUSP.										L	16-24
09/16	LIONS		RESERVE/LEAGUE SUSP.										W	30-27
09/23	at Chiefs		RESERVE/LEAGUE SUSP.										L	27-38
09/30	at Chargers		RESERVE/LEAGUE SUSP.										L	27-29
10/07	CARDINALS	P	1	10	10	0	0	0	0	0	0	L	18-28	
10/15	at Packers	P	0	0	0	0	0	0	0	0	0	L	30-33	
10/21	RAMS	P	0	0	0	0	0	0	0	0	0	L	10-39	
10/28	at Cardinals	P	0	0	0	0	0	0	0	0	0	L	15-18	
11/01	RAIDERS		NOT ON ROSTER										W	34-3
11/12	GIANTS		NOT ON ROSTER										L	23-27
11/25	at Buccaneers		NOT ON ROSTER										L	9-27
12/02	at Seahawks		NOT ON ROSTER										L	16-43
12/09	BRONCOS		NOT ON ROSTER										W	20-14
12/16	SEAHAWKS		NOT ON ROSTER										W	26-23+
			Went from 49ers to Bills.											
12/23	at Patriots	P	0	0	0	0	0	0	0	0	0	L	12-24	
12/30	DOLPHINS	P	0	0	0	0	0	0	0	0	0	W	42-17	
2018	TOTALS	6-0	1	10	10	0	0	0	0	0	0	0	5-11	

+ - Overtime

2

WR

JOHN
BROWN

5-11

178

6TH YEAR

APRIL 3, 1990 (AGE 29)



HOMESTEAD, FLORIDA



HOMESTEAD HIGH SCHOOL



Pitt

PITTSBURG STATE

ACQUIRED 2019

Signed with the Bills on March 14,
2019.

SHOUTOUTS

- Has played in 72 career games, with 42 starts. Has totaled 215 receptions, for 3,230 yards and 22 touchdowns in that span.
- Led the Ravens in receiving yards in 2018 with 715. Also led the team in touchdown receptions with five on 42 receptions.
- In the 2018 season, Brown averaged 17.0 yards-per-catch, which ranked fourth in the NFL.
- Was one of only three receivers in the NFL in 2018 with at least 700 receiving yards, five touchdowns and a 17.0 yards-per-catch average (Mike Evans, Tyreek Hill).
- Had a career-high 1,003 yard season on 65 receptions with the Cardinals in 2015.
- Established an NFL rookie record with four game-winning TD receptions in 2014, surpassing R.C. Owens (3) in 1957.
- Started 34 of 36 games in his three years at Pittsburg State, setting school records with 185 receptions for 3,387 yards and 34 TDs.



FIRST-AND-10

JOHN BROWN entered the NFL in 2014 as a third round pick (91st overall) of the Arizona Cardinals out of Pittsburg State. Brown spent the 2014-17 seasons in Arizona and the 2018 season with the Baltimore Ravens.

IF YOU HAVEN'T 'HERD'

A PROMISE KEPT

Brown had one scholarship offer coming out of high school from the Division II Mars Hill University. The receiver, who was nicknamed 'Smokey' by his grandmother's boyfriend, transferred from Mars Hills to Coffeyville Community College before signing with Pittsburg State.

A day after signing with the Gorillas, Brown tragically lost his brother James Walker, nicknamed 'J-Walk,' who had been battling gunshot wound injuries. He wanted to quit, but remembered the promise he made to J-Walk to make it to the NFL and take care of their mother.

In his first game at Pittsburg State, he scored a touchdown on a punt return. Smokey went on to be a third round draft pick in 2014 and has made true on his promise to his late brother.

"As soon as I crossed the goal line, I pointed up to the sky and thanked James for helping me get there -- to the end zone, to Pittsburg State, to the game of football," Brown wrote in a revealing essay for The Players Tribune. "None of it would have been possible without him."

PERSONAL

The son of Cassandra Brown, he majored in General Studies while at Pittsburg State. He has three daughters, Caia, Raya and Ryli.

@JWALK_BACK12

SOULOFJWALK5_



IF YOU HAVEN'T 'HERD'



GAME WINNING TOUCHDOWN

Brown's welcome to the NFL moment happened in Week 8 of his rookie season vs. the Philadelphia Eagles. With 1:33 left in the 4th quarter and the Cardinals trailing 20-17, Brown caught a 75-yard touchdown, which would end up becoming the game winning touchdown. After making the catch, Brown would then go on to show off his impressive dance moves. Brown claims this is the most memorable game he has ever played in. This 75-yard game-winning touchdown is still Brown's longest career catch.



THINGS DON'T COME OVER NIGHT

Brown's path to the NFL was unusual compared to most. He was forced to transfer after some academic troubles and earned a scholarship at Pittsburg State where he would become the all-time leader in receptions (185), receiving yards (3,380) and receiving touchdowns (34). His 3,380 receiving yards ranks fifth in MIAA history. His hard work paid off as he was drafted in the third round of the 2014 NFL Draft from a Division II school. If Brown could give advice to his younger self, it would be to "continue to work at it because things don't come overnight."

THE
STAMPEDE

FAVORITE BOOK:

Becoming Michelle Obama

DO YOU HAVE ANY
UNIQUE TALENTS:

Can perform back flips

FAVORITE MUSICAL ARTIST:

J. Cole

WHAT PLAYER HAVE YOU
LEARNED THE MOST FROM
IN THE NFL:

Larry Fitzgerald

FAVORITE MEAL:

Lasagna

BIGGEST PET PEEVE:

Complete silence when it is time to go to sleep

FAVORITE VACATION SPOT:

Jamaica

FAVORITE MOVIES:

Friday and Scarface

WHO WERE YOUR
FAVORITE PLAYERS AND
TEAMS GROWING UP:

LeBron James, Oakland Raiders and the Tennessee Titans

IF YOU COULD SEE
ANYONE IN CONCERT:

Bob Marley

SPORTING EVENT HE'D
WANT TO ATTEND:

WBC Heavyweight Championship

PROUDEST ACHIEVEMENT:

Having and raising his three daughters

FAVORITE TV SHOW:

Martin

FAVORITE MOMENT AS A
BILL:

Greeted at the airport with buffalo wings by fans

WHAT IS YOUR FAVORITE
NIGHT SNACK FOOD:

Honey buns



JOHN BROWN - NFL REGULAR SEASON STATISTICS

DATE	TEAM	GP	GS	RECEIVING					RUSHING				
				NO.	YDS	AVG	LG	TD	NO.	YDS.	AVG.	LG	TD
2014	Cardinals	16	5	48	696	14.5	75f	5	3	-6	-2.0	2	0
2015	Cardinals	15	11	65	1,003	15.4	68	7	3	22	7.3	13	0
2016	Cardinals	15	6	39	517	13.3	30f	2	1	10	10.0	10	0
2017	Cardinals	10	5	21	299	14.2	52	3	1	10	10.0	10	0
2018	Ravens	16	15	42	715	17.0	71	5	3	4	1.3	3	0
TOTALS		72	42	215	3,230	15.0	75f	22	11	40	3.6	13	0

JOHN BROWN - NFL POSTSEASON STATISTICS

DATE	TEAM	GP	GS	RECEIVING					RUSHING				
				NO.	YDS	AVG	LG	TD	NO.	YDS.	AVG.	LG	TD
2014	Cardinals	1	0	4	34	8.5	21	0	0	0	0.0	0	0
2015	Cardinals	2	2	7	105	15.0	21	0	1	2	2.0	2	0
2018	Ravens	1	1	2	14	7.0	9	0	0	0	0.0	0	0
TOTALS		4	3	13	153	11.8	21	0	1	2	2.0	2	0

JOHN BROWN - NFL REGULAR SEASON RETURN STATISTICS

DATE	TEAM	KICKOFF RETURNS					PUNT RETURNS					
		RET.	YDS.	AVG.	LG	TD	NO.	FC	YDS	AVG	LG	TD
2014	Cardinals	0	0	0.0	0	0	0	0	0	0.0	0	0
2015	Cardinals	0	0	0.0	0	0	0	0	0	0.0	0	0
2016	Cardinals	1	51	51.0	51	0	17	11	119	7.0	32	0
2017	Cardinals	0	0	0.0	0	0	0	0	0	0.0	0	0
2018	Ravens	0	0	0.0	0	0	0	0	0	0.0	0	0
TOTALS		1	51	51.0	51	0	17	11	119	7.0	32	0

SINGLE-GAME HIGHS: RUSHING/RECEIVING

Rush Attempts 2 vs. Cincinnati Bengals, Nov 22, 2015
Rushing Yards 13 vs. Los Angeles Rams, Oct 04, 2015
Longest Runs 13 vs. Los Angeles Rams, Oct 04, 2015
Receptions 10 vs. Los Angeles Rams, Oct 02, 2016
Receiving Yards 196 at Pittsburgh Steelers, Oct 18, 2015
Longest Receptions 75f vs. Philadelphia Eagles, Oct 26, 2014
Receiving TDs 2 vs. San Francisco 49ers, Sep 21, 2014
All-purpose yards 196 at Pittsburgh Steelers, Oct 18, 2015
Kickoff Returns 1 at Buffalo Bills, Sep 25, 2016

Kickoff Return Yards 51 at Buffalo Bills, Sep 25, 2016
Longest Kickoff Return 51 at Buffalo Bills, Sep 25, 2016
Fair Catches 3 vs. Tampa Bay Buccaneers, Sep 18, 2016
Punt Return Yards 36 at Minnesota Vikings, Nov 20, 2016
Longest Punt Return 32 at Minnesota Vikings, Nov 20, 2016
Punt Returns 4 at San Francisco 49ers, Oct 06, 2016
Miscellaneous Tackles 2 at San Francisco 49ers, Dec 28, 2014
Most TDs 2 vs. San Francisco 49ers, Sep 21, 2014

2

WR

JOHN
BROWN

2018 GAME-BY-GAME REGULAR SEASON STATISTICS (RAVENS)

DATE	OPPONENT	P/S	RECEIVING				RUSHING				W/L	SCORE
			NO	YDS	LG	TD	ATT	YDS	LG	TD		
09/09	BILLS	S	3	44	29	1	1	1	1	0	W	47-3
09/13	at Bengals	S	4	92	45	1	0	0	0	0	L	23-34
09/23	BRONCOS	S	5	86	44	0	0	0	0	0	W	27-14
09/30	at Steelers	S	3	116	71	1	1	3	3	0	W	26-14
10/07	at Browns	P	4	58	28	0	0	0	0	0	L	9-12+
10/14	at Titans	S	2	28	23	0	0	0	0	0	W	21-0
10/21	SAINTS	S	7	134	56	1	0	0	0	0	L	23-24
10/28	at Panthers	S	3	28	14	0	0	0	0	0	L	21-36
11/04	STEELERS	S	3	15	6	0	0	0	0	0	L	16-23
11/18	BENGALS	S	1	23	23	0	1	0	0	0	W	24-21
11/25	RAIDERS	S	1	25	25	0	0	0	0	0	W	34-17
12/02	at Falcons	S	0	0	0	0	0	0	0	0	W	26-16
12/09	at Chiefs	S	2	23	14	1	0	0	0	0	L	24-27+
12/16	BUCCANEERS	S	1	9	9	0	0	0	0	0	W	20-12
12/22	at Chargers	S	2	27	17	0	0	0	0	0	W	22-10
12/30	BROWNS	S	1	7	7	0	0	0	0	0	W	26-24
2018 TOTALS		16-15	42	715	71	5	3	4	3	0	10-6	
+ - Overtime												

20

S

RAFAEL
BUSH5-11 203 9TH YEAR 

MAY 12, 1987 (AGE 32)



WILLISTON, SC

WILLISTON-ELKO
HIGH SCHOOL

SOUTH CAROLINA STATE

ACQUIRED 2018

Signed as a free agent by the Bills on March 14, 2018.

SHOUTOUTS

- Had a career-high 1.5 sacks during the 2018 season for Buffalo.
- Posted his first sack as a Bill against QB Ryan Tannehill at Mia. (12/2/18).
- Recorded his 2nd career sack vs. the Dolphins QB Jay Cutler at Wembley Stadium (10/1/17) in a 20-0 shutout.
- With the Lions in 2016, finished fifth on the team with 48 tackles while also posting a career-high two INTs and his first career sack (vs. Redskins QB Kirk Cousins).
- Sealed a 31-28, come-from-behind win with an interception off QB Case Keenum vs. LAR (10/16/16).
- Returned a QB Blake Bortles interception 39 yards for a touchdown in a win vs. Jax. (11/20/16).
- Earned all-decade team honors from South Carolina State and was awarded defensive MVP honors from his coaches as a senior.



FIRST-AND-10

Veteran **RAFAEL BUSH** signed a two-year contract with the Bills in 2018. Originally joined the NFL as a undrafted free agent with Atlanta in 2010. He played with the Falcons in 2010 and the Broncos in 2011 before a four-year stint with New Orleans (2012-15). He played with Detroit in 2016 before re-signing with the Saints in 2017.

IF YOU HAVEN'T 'HERD'

INSPIRING OTHERS

In 2014, Bush founded "Camp Ambushed", a free youth football clinic designed to give participants seven to 16 years of age hands-on training in football fundamentals from Bush and other NFL players in his hometown of Williston, SC.

"Some people call it giving back," Bush said. "I just call it inspiring others. In the town that I'm from, it's very small. I just want to come back and show them that whatever your dream is, it's something that you can achieve if you put your mind to it and show dedication."

LOCAL LEGEND

Bush's proudest accomplishment outside of the birth of his children is the fact that he is the only person in the history of his high school to have his jersey retired. After totaling more than 3,500 rushing yards, he became the first person in school history to make it to the NFL.

PERSONAL

Born May 12, 1987 in Williston, South Carolina, Rafael is the son of Gwendolyn Bush and James Young. Bush studied sports communications and graduated from South Carolina State. He lives with his wife, Tonya, and their daughters, Makayla and Jordyn, and son, Isaiah.

20

S

RAFAEL BUSH



THE STAMPEDE

BEST ADVICE HE RECEIVED:

Don't be a repeat offender on the football field

FAVORITE MUSICAL ARTIST:

J. Cole

FAVORITE VACATION SPOT:

Turks and Caicos

PETS:

French bulldog named Hendrix

ONE THING ABOUT HIM PEOPLE DO NOT KNOW:

Began collecting books this past offseason

FIRST JOB GROWING UP:

Hardee's

FAVORITE MOVIE:

Life

FAVORITE MEAL:

Mom's stewed chicken

TRIES TO MODEL HIS GAME AFTER:

Brian Dawkins and Bob Sanders

FIRST JERSEY OWNED GROWING UP:



Charles Woodson Raiders

BIGGEST PET PEEVE:

People who ask too many questions

OTHER SPORTS PLAYED IN HIGH SCHOOL:

Soccer, basketball and running track

ADVICE TO HIS YOUNGER SELF:

Practice patience

MAIN SOURCE OF MOTIVATION AS A PLAYER:

Proving people wrong when being told by others that he can't do something

FAVORITE CEREAL WHEN HE WAS A KID:

Frosted Flakes

FAVORITE TV SHOW:

Martin

RAFAEL BUSH - NFL REGULAR SEASON STATISTICS

DATE	TEAM	GP	GS	TACKLES									INTERCEPTIONS					FUMBLES			ST											
				TK	S	A	TFL	YDS	SK	YDS	QBH	NO	YDS	LG	TD	PD	FF	FR	YDS	TK	S	A	FF	FR								
2010	Falcons	0	0	0	0	0	0	0	0	0.0	0.0	0	0	0	0	0	0	0	0	0	0	0	0	0	0	0	0	0	0	0	0	0
2011	Falcons	0	0	0	0	0	0	0	0	0.0	0.0	0	0	0	0	0	0	0	0	0	0	0	0	0	0	0	0	0	0	0	0	0
2011	Broncos	6	0	0	0	0	0	0	0	0.0	0.0	0	0	0	0	0	0	0	0	0	0	0	0	0	0	3	3	0	0	0	0	
2011	TOTAL	6	0	0	0	0	0	0	0	0.0	0.0	0	0	0	0	0	0	0	0	0	0	0	0	0	0	3	3	0	0	0	0	
2012	Saints	16	0	10	7	3	0	0	0.0	0.0	0	1	40	40	0	1	1	1	1	1	1	9	8	1	0	1	0	1	0	1	0	
2013	Saints	13	6	37	26	11	0	0	0.0	0.0	0	0	0	0	0	5	0	1	0	4	3	1	0	0	0	0	0	0	0	0	0	
2014	Saints	10	7	55	43	12	2	2	0.0	0.0	0	0	0	0	0	2	0	0	0	1	1	0	0	0	0	0	0	0	0	0	0	
2015	Saints	1	1	2	2	0	0	0	0.0	0.0	0	0	0	0	0	0	0	0	0	0	0	0	0	0	0	0	0	0	0	0	0	
2016	Lions	16	4	48	31	17	2	10	1.0	9.0	1	2	39	39†	1	3	0	0	0	5	3	2	0	0	0	0	0	0	0	0	0	
2017	Saints	14	0	22	17	5	1	12	1.0	12.0	1	0	0	0	0	1	0	0	0	1	0	1	0	0	0	0	0	1	0	1	0	0
2018	Bills	15	7	44	30	14	2	11	1.5	9.5	2	0	0	0	0	0	0	0	0	1	0	1	0	0	0	0	0	1	0	1	0	0
TOTALS		91	25	218	156	62	7	35	3.5	30.5	4	3	79	40	1	12	1	2	1	24	18	6	0	1								



RAFAEL BUSH - NFL POSTSEASON STATISTICS

			TACKLES							INTERCEPTIONS					FUMBLES			ST				MISC					
DATE	TEAM	GP	GS	TK	S	A	TFL	YDS	SK	YDS	QBH	NO	YDS	LG	TD	PD	FF	FR	YDS	TK	S	A	FF	FR	S	A	
2010	Falcons	1	0	0	0	0	0	0	0.0	0.0	0	0	0	0	0	0	0	0	0	0	0	0	0	0	0	0	0
2011	Broncos	2	0	9	3	6	0	0	0.0	0.0	0	0	0	0	0	0	0	0	0	0	0	0	0	0	0	0	0
2013	Saints	2	1	5	4	1	0	0	0.0	0.0	0	0	0	0	0	0	0	0	0	0	0	0	0	0	0	0	0
2016	Lions	1	0	0	0	0	0	0	0.0	0.0	0	0	0	0	0	0	0	0	0	0	0	0	0	0	0	0	0
2017	Saints	2	1	6	5	1	0	0	0.0	0.0	0	0	0	0	0	0	0	0	0	0	0	0	0	0	0	0	0
TOTALS		8	2	20	12	8	0	0	0.0	0.0	0	0	0	0	0	0	0	0	0	0	0	0	0	0	0	0	0

SINGLE-GAME HIGHS: DEFENSIVE

- | | | | |
|--------------------------|--|--|---|
| Total Tackles | 9 at New England Patriots, Oct 13, 2013 | Tackles For Loss | 1 vs. Miami Dolphins, Dec 30, 2018 |
| Sacks | 1.0 at Miami Dolphins, Dec 02, 2018 | Interceptions | 1 vs. Jacksonville Jaguars, Nov 20, 2016 |
| Passes Defensed | 3 vs. Tampa Bay Buccaneers, Dec 29, 2013 | Interception Return Yards | 40 vs. Tampa Bay Buccaneers, Dec 16, 2012 |
| Forced Fumbles | 1 at Atlanta Falcons, Nov 29, 2012 | Special Teams Tackles | 1 at New York Jets, Nov 11, 2018 |
| Fumble Recoveries | 1 vs. Miami Dolphins, Sep 30, 2013 | Special Teams Fumble Recoveries | 1 vs. San Francisco 49ers, Nov 25, 2012 |

2018 GAME-BY-GAME REGULAR SEASON STATISTICS (BILLS)

		TACKLES										INTERCEPTIONS					FUMBLES			ST						
DATE	OPP		TK	S	A	SK	YDS	TFL	YDS	QBH	NO	YDS	LG	TD	PD	FF	FR	YDS	TK	S	A	FF	FR	W/L	SCORE	
09/09	at Ravens	P	7	4	3	0.0	0.0	0	0	0	0	0	0	0	0	0	0	0	0	0	0	0	0	0	L	3-47
09/16	CHARGERS	P	6	3	3	0.0	0.0	0	0	0	0	0	0	0	0	0	0	0	0	0	0	0	0	0	L	20-31
09/23	at Vikings	S	7	7	0	0.0	0.0	0	0	0	0	0	0	0	0	0	0	0	0	0	0	0	0	0	W	27-6
09/30	at Packers	P	3	2	1	0.0	0.0	0	0	0	0	0	0	0	0	0	0	0	0	0	0	0	0	0	L	0-22
10/07	TITANS		INACTIVE																						W	13-12
10/14	at Texans	S	1	0	1	0.5	1.5	0	0	1	0	0	0	0	0	0	0	0	0	0	0	0	0	0	L	13-20
10/21	at Colts	S	3	2	1	0.0	0.0	0	0	0	0	0	0	0	0	0	0	0	0	0	0	0	0	0	L	5-37
10/29	PATRIOTS	P	0	0	0	0.0	0.0	0	0	0	0	0	0	0	0	0	0	0	0	0	0	0	0	0	L	6-25
11/04	BEARS	S	0	0	0	0.0	0.0	0	0	0	0	0	0	0	0	0	0	0	0	0	0	0	0	0	L	9-41
11/11	at Jets	S	5	2	3	0.0	0.0	0	0	0	0	0	0	0	0	0	0	0	1	0	1	0	0	0	W	41-10
11/25	JAGUARS	P	0	0	0	0.0	0.0	0	0	0	0	0	0	0	0	0	0	0	0	0	0	0	0	0	W	24-21
12/02	at Dolphins	P	3	2	1	1.0	8.0	1	8	1	0	0	0	0	0	0	0	0	0	0	0	0	0	0	L	17-21
12/09	JETS	P	3	2	1	0.0	0.0	0	0	0	0	0	0	0	0	0	0	0	0	0	0	0	0	0	L	23-27
12/16	LIONS	S	3	3	0	0.0	0.0	0	0	0	0	0	0	0	0	0	0	0	0	0	0	0	0	0	W	14-13
12/23	at Patriots	P	1	1	0	0.0	0.0	0	0	0	0	0	0	0	0	0	0	0	0	0	0	0	0	0	L	12-24
12/30	DOLPHINS	S	2	2	0	0.0	0.0	1	3	0	0	0	0	0	0	0	0	0	0	0	0	0	0	0	W	42-17
2018 TOTALS			15-7	44	30	14	1.5	9.5	2	11	2	0	0	0	0	0	0	0	0	1	0	1	0	0	6-10	

7

P

CORY
CARTER

5-11

220

2ND YEAR

MARCH 5, 1994 (AGE 25)



JACKSON, MISSISSIPPI



CALLAWAY HIGH SCHOOL



TEXAS SOUTHERN

ACQUIRED 2017

Signed to the Bills practice squad
December 5, 2017.

SHOUTOUTS

- Ranked third in the NCAA in 2015 and first in the Southwestern Athletic Conference with a 45.7 punting average.
- Was a 3rd-team FCS All-America selection and a first-team all-conference selection in 2015.

THE STAMPEDE

A skill you would like to learn?
Juggling

Biggest influence on your career?
Bills Giffiths - one of my former soccer coaches

Hidden talent?
Playing the trumpet

Number one sporting event you'd want to attend as a fan?
A Chelsea Premier League game

First job growing up?
Soccer referee at age 14



FIRST-AND-10

CORY CARTER enters his third season in Buffalo, after spending 2017 on the practice squad and 2018 on injured reserve. Carter first joined the NFL by signing a reserve/futures contract with the Houston Texans in January 2017, but was released prior to the start of the season.

IF YOU HAVEN'T 'HERD'

UNLIKELY PATH TO NFL

Carter spent the majority of his life playing soccer and never dreamt of becoming an NFL player. He was recruited more heavily to play soccer in college than football.

"During my senior year of high school, my best friend growing up, Alvin Johnson, injured his ankle during the first game of the year as the kicker on the football team. They didn't have anyone else to kick. So he recommended me to the coaches and they pulled me from soccer practice during field goal drills and I kicked for the rest of year."

PLAYING FOR MORE

Carter's pre-game warm-up routine has a deep purpose that he holds close to his heart.

He always prays at the 25-yard line during warm-ups to honor his former Texas Southern teammate, Tray Walker, who tragically passed away in a dirt bike accident in 2016.

PERSONAL

Son of Josephine, a nurse, and Harold, a mailman. Has an older sister, Carmen. Has two dogs, a Chihuahua, Chewy, and a Mini Schnauzer, Cole. Earned degree in accounting.

80 TE JASON CROOM



6-5 246 2ND YEAR

FEBRUARY 28, 1994 (AGE 25)



NORCROSS, GEORGIA



NORCROSS HIGH SCHOOL



TENNESSEE

ACQUIRED 2017

Signed by the Bills as a rookie free agent in 2017.

SHOUTOUTS

- Posted career highs in catches (4) and yards (55) at NE (12/23/18).
- Recovered a fumble in the end zone for a TD at NYJ (11/11/18).
- Hauled in first career touchdown at Min. (9/23/18) on a 26 yard pass from Josh Allen.
- Grabbed two passes for 18 yards in his NFL debut at Bal. (9/9/18).
- Caught 60 passes for 816 yards and six TDs in 26 games at Tennessee.
- Registered a collegiate career-high 7 receptions as a tight end at Vanderbilt (11/26/16).
- Began his collegiate career as a wide receiver but made the switch to tight end before final season in 2016.
- Posted his first career catch and touchdown at the college level with a 4-yard grab from Justin Worley at Oregon (9/14/13).
- Played on his high school's 2011 state championship basketball squad.



FIRST-AND-10

JASON CROOM was signed by the Bills as an undrafted free agent in 2017 and after spending most of his rookie campaign on the practice squad, caught 22 passes for 259 yards and a TD in 2018. A former wide receiver in college, Croom switched to tight end as a senior.

IF YOU HAVEN'T 'HERD'

BLESSING IN DISGUISE

Croom had spent his entire career playing wide receiver until surgery to repair his patellar tendon in 2014 gave him an idea. During his rehabilitation, he started thinking about what it would be like to play tight end. So he approached his position coach and then head coach Butch Jones, who both supported him. He ended up becoming the Volunteers starting tight end in 2016.

MEMORABLE MOMENT

First attended a NFL game with his grandfather on Thanksgiving day in 2005 when Atlanta visited Detroit. "I had just signed up for football that year and going to that game gave me a good picture of what I wanted to strive for in life," recalled Croom.

CARTOON CONNOISSEUR

During his spare time, Croom enjoys bowling, playing Fortnite and watching cartoons. His top three cartoons of all-time (in order): Bob's Burgers, Family Guy and SpongeBob SquarePants.

PERSONAL

The son of Karen Croom-Terry, an accountant, and Terrence Terry, Jr., a mechanic. Has a Basenji dog named Xena. Graduated from Tennessee with a degree in sociology and a minor in African studies.



THE STAMPEDE

MOST FAMOUS PERSON IN PHONE CONTACTS:

Justin Combs, son of Sean "P Diddy" Combs

FAVORITE MOVIE:

Mortal Combat

PROUDEST ACHIEVEMENT:

Graduating college

FAVORITE BOOK:

"Can't Hurt Me" by David Goggins

BIGGEST PET PEEVE:

Hearing people eat their food

FAVORITE LATE NIGHT SNACK:

One Buffalo ice cream with chocolate cookies on top

FAVORITE MUSICIANS:

Chris Stapleton and The Weeknd

BEST ADVICE RECEIVED:

You can't stand on a football, but you can stand on your books

FIRST JERSEY OWNED:

Roy Williams Lions #11



STRANGEST THING YOU ORDERED ON INTERNET:

The world's strongest magnet

FAVORITE CEREAL AS A KID:

Cinnamon Toast Crunch

FAVORITE VACATION SPOT:

Mexico

FAVORITE BUFFALO RESTAURANT:

Grange

IF YOU COULD PLAY ANY OTHER SPORT:

Forward for the Detroit Pistons

ONE SPORTING EVENT YOU WOULD LIKE TO ATTEND:

MMA fight

ONE SKILL YOU WOULD LIKE TO HAVE:

Play baseball

2018 GAME-BY-GAME REGULAR SEASON STATISTICS (BILLS)

DATE	OPPONENT	P/S	RECEIVING						
			NO	YDS	LG	TD	W/L	SCORE	
09/09	at Ravens	P	2	18	10	0	L	3-47	
09/16	CHARGERS	P	2	7	6	0	L	20-31	
09/23	at Vikings	P	1	26	26t	1	W	27-6	
09/30	at Packers	P	1	13	13	0	L	0-22	
10/07	TITANS	P	2	9	7	0	W	13-12	
10/14	at Texans	P	0	0	0	0	L	13-20	
10/21	at Colts	P	1	8	8	0	L	5-37	
10/29	PATRIOTS	P	1	14	14	0	L	6-25	
11/04	BEARS	P	3	36	26	0	L	9-41	
11/11	at Jets	P	0	0	0	0	W	41-10	
11/25	JAGUARS	S	2	16	11	0	W	24-21	
12/02	at Dolphins	P	0	0	0	0	L	17-21	
12/09	JETS		INACTIVE					L	23-27
12/16	LIONS	S	1	25	25	0	W	14-13	
12/23	at Patriots	S	4	55	24	0	L	12-24	
12/30	DOLPHINS	P	2	32	26	0	W	42-17	
2018 TOTALS		15-3	22	259	26t	1	6-10		

73 T DION DAWKINS



6-5 320 3RD YEAR

APRIL 26, 1994 (AGE 25)



RAHWAY, NEW JERSEY



RAHWAY HIGH SCHOOL



TEMPLE

ACQUIRED 2017

Drafted by the Bills in the second round (63rd overall) of the 2017 NFL Draft.

SHOUTOUTS

- Aat NYJ (11/11/18), recorded his first career reception and touchdown on a seven yard pass from Matt Barkley. Marked the Bills first receiving TD by an OL since Jason Peters in 2005.
- Starting the majority of his rookie season for the Bills at left tackle, helped pave the way for RB LeSean McCoy to finish fourth in the NFL with 1,138 rushing yards. Behind Dawkins, McCoy tallied the sixth 1,000 yard season of his nine-year career.
- Started at left tackle in the Bills first playoff game since 1999.
- As a true freshman at Temple in 2013, Dion became one of just four freshman to start at left tackle for their school. Pittsburgh's Dorian Johnson, Virginia Tech's Jonathan McLaughlin and Ole Miss' Laremy Tunsil were the only other players to accomplish the feat.



FIRST-AND-10

DION DAWKINS finished his second season playing in all 16 games with the Bills in 2018. Dawkins originally was drafted by the team in the second round out of Temple in 2017. While at Temple, Dawkins dressed for 44 career games, starting 41. Dawkins was named a First Team All-AAC selection after his senior year in

IF YOU HAVEN'T 'HERD'

BIG MAN, BIG SWAG

Dawkins has set out to prove during his career that it is not just skill position players who can bring some personality to the game. The self-proclaimed snow man, Dawkins began frequently using the word snow in prep school to help display his oversized personality.

"'Snow' is just like you already know but it's just more swag for big guys because big guys have to do different things to get noticed," said Dawkins.

Dawkins' path to this point has been a unique ride. Coming out of Hargrave Military Academy in 2012/13, Dawkins only had two FBS offers: from Temple and Cincinnati. Despite the lack of interest, Dawkins college career culminated in him being the first Temple offensive lineman drafted since 2003 (G Dave Yovanovits, NYJ--7th round, 237th overall).

PERSONAL

Born April 26, 1994 in Rahway, New Jersey, Dion is the son of Eric and Lisa Dawkins. Dion graduated from Temple with a degree in criminal justice.

GAMES PLAYED/STARTED

2017 (Buf, 16/11), 2018 (Buf, 16/16) ... Totals (31/26).
Playoffs: 2017 (Buf, 1/1)

@DDAWKINS66

@JERZEYSTAR



IF YOU HAVEN'T 'HERD'



THE ORIGINAL SHNOWMAN

Dawkins teamed up with a very special designer for My Cause, My Cleats week in 2018. He invited Jack Frost, a friend of the Bills through Oishei Children's Hospital, to decorate his cleats. What Jack didn't know is that Dawkins and Josh Allen had some big surprises planned. After designing Dawkins' cleats, Allen surprised Jack with a chance to play Madden in the Bills team meeting room. In the meantime, Dawkins was waiting with a pair of Super Bowl tickets that Dawkins gave to Frost for edging out the Bills QB in a tightly contested game.

RAHWAY-MADE

Fans see Dawkins take the line of scrimmage every Sunday donning the #73, but not many know the story behind it. Dawkins chose his number because fellow Rahway natives Olsen Pierre wore #71 and then Antonio Garay (pictured above) wore #72. In a tribute to his hometown, Dawkins wanted to keep the lineage going and chose #73. Rahway has always been a driving force for Dawkins and one of his proudest moments came as a senior in high school when the mayor of Rahway recognized his service to the city with a formal letter.

THE STAMPEDE

MOST MEMORABLE GAME:

Winning the AAC Championship at Temple

IF YOU COULD PLAY ANOTHER SPORT:

Baseball for the NY Yankees

FAVORITE MUSICAL ARTIST:

Jay-Z or Adele

FAVORITE MEAL:

Buffalo chicken pizza from Michelino's in Rahway, NJ

FIRST JOB:

Shoveling snow

HIGH SCHOOL SPORTS:

Football, wrestling, track and bowling

NICKNAMES:

Dawks / Shnowman

PROUDEST ACHIEVEMENT:

Graduating

MAIN SOURCE OF MOTIVATION:

Inspiring kids who come from a similar background

FIRST SPORTS JERSEY:

Allen Iverson



EVENT IN HISTORY TO BE WITNESS TO:

Any of Muhammed Ali's fights

FAVORITE MOVIE:

300

HIDDEN TALENT:

Can do handstands

BUCKET LIST ITEM:

To venture deep into the Philippines

REALITY SHOW TO BE ON:

Legends of the Hidden Temple

DREAM JOB:

Owning a Chic-Fil-A

HOBBIES:

Remote control cars and longboarding

BEST ADVICE RECEIVED:

To understand who I am and how far I can go

42 FB PATRICK DIMARCO



6-1 234 9TH YEAR 

APRIL 30, 1989 (AGE 30)



ALTAMONTE SPRINGS, FLORIDA



LAKE BRANTLEY HIGH SCHOOL



SOUTH CAROLINA

ACQUIRED 2017

Came to the Bills via free agency on March 9, 2017.

NFL HONORS



SHOUTOUTS

- Had a career-high 38 receiving yards against the Dolphins (12/2/18).
- Hauled in two receiving touchdowns vs. Ind. (11/22/15), which marks a career high.
- Earned a Pro Bowl spot in 2015 after logging a career-high 13 receptions for 110 yards and 2 touchdowns during the season.
- Has played in 99 career games, while starting in 48 of those appearances.
- Contributed on special teams during the 2018 season with 5 special teams tackles.
- DiMarco was a second team All-Pro selection in 2015 and was named First-Team All-Pro by Pro Football Focus.
- Named the Atlanta Falcons Walter Payton Man of the Year in 2015.
- Attended the NFL Business Academy at the University of Michigan during the 2017 offseason.



FIRST-AND-10

PATRICK DiMARCO came to the Bills in 2017 after previously playing for the San Diego Chargers, Kansas City Chiefs and the Atlanta Falcons. DiMarco originally entered the NFL out of South Carolina as an undrafted free agent to the San Diego Chargers following the 2011 draft.

IF YOU HAVEN'T 'HERD'

FAMILY FOCUSED

Patrick DiMarco keeps his family close and has an especially strong relationship with his father, Mitchell. Mitchell has been the biggest influences on Patrick's life and career and he credits him for the man he is today.

"He told me when I was in youth sports to be a leader and not a follower," DiMarco said. "That advice has guided my attitude for life. I'm not a very vocal leader - I try and use my actions to set the tone."

Something special that the DiMarco's will share forever is a collection of sports cards started by Mitchell. Eventually, he will pass the collection on to Patrick, who hopes to keep it and one day pass it on to his son, Weston. It will be something that can stay in the family and bring multiple generations together.

When Patrick isn't practicing, he enjoys going to Hamburg park with his family.

PERSONAL

Born April 30, 1989 in Altamonte Springs, Florida, Patrick is the son of Melissa and Mitchell DiMarco. DiMarco studied Business Marketing/Management and graduated from the University of South Carolina. He lives with his wife, Kirstin, and they have a son named Weston and daughter named Sutton.



THE STAMPEDE

MOST FAMOUS PEOPLE IN PHONE CONTACTS:

Chipper Jones

FAVORITE MUSICAL ARTIST:

Elevation Worship

SOMETHING THAT PEOPLE DON'T KNOW ABOUT YOU:

Owens Dunkin' Donuts franchises

FAVORITE FOOD:

Italian

BIGGEST PET PEEVE:

Adults not picking up after themselves

STRANGEST THING YOU ORDERED ON INTERNET:

A finger ice pack

FAVORITE VACATION SPOT:

Reynold's Plantation on Lake Oconee in Georgia. His wedding was held there.

FAVORITE MOVIE:

Man on Fire

FAVORITE BOOK:

Bleachers by John Grisham

FIRST SPORTS JERSEY:

Shaq with the Magic



BEST ADVICE YOU'VE BEEN GIVEN:

Hard work beats talent when talent doesn't work hard.

FAVORITE CEREAL AS A KID:

Apple Jacks

HOBBIES:

Golf

FAVORITE CARTOON GROWING UP:

Doug on Nickelodeon

FAVORITE APP:

Bible app

PLAYER YOU'VE LEARNED THE MOST FROM:

Steven Jackson

FAVORITE OLYMPIC SPORT:

Soccer

ONE SKILL YOU WOULD LIKE TO HAVE:

Singing or dancing

PATRICK DIMARCO - NFL REGULAR SEASON STATISTICS

DATE	TEAM	GP	GS	RUSHING					RECEIVING				
				NO.	YDS.	AVG.	LG	TD	NO.	YDS	AVG	LG	TD
2011	Chargers	0	0	0	0	0.0	0	0	0	0	0.0	0	0
2012	Chiefs	5	4	0	0	0.0	0	0	0	0	0.0	0	0
2013	Falcons	14	7	0	0	0.0	0	0	8	49	6.1	12	0
2014	Falcons	16	7	0	0	0.0	0	0	9	62	6.9	16	1
2015	Falcons	16	8	1	0	0.0	0	0	13	110	8.5	19	2
2016	Falcons	16	8	0	0	0.0	0	0	7	52	7.4	18	1
2017	Bills	16	9	2	-2	-1.0	-2	0	7	28	4.0	9	0
2018	Bills	16	5	1	9	9.0	9	0	3	62	20.7	38	0
TOTALS		99	48	4	7	1.8	9	0	47	363	7.7	38	4

PATRICK DIMARCO - NFL POSTSEASON STATISTICS

DATE	TEAM	GP	GS	RUSHING					RECEIVING				
				NO.	YDS.	AVG.	LG	TD	NO.	YDS	AVG	LG	TD
2016	Falcons	3	2	0	0	0.0	0	0	3	43	14.3	31	0
2017	Bills	1	0	0	0	0.0	0	0	0	0	0.0	0	0
TOTALS		4	2	0	0	0.0	0	0	3	43	14.3	31	0



SINGLE-GAME HIGHS: RUSHING/RECEIVING

Rush Attempts 1 vs. Detroit Lions, Dec 16, 2018
Rushing Yards 9 vs. Detroit Lions, Dec 16, 2018
Longest Runs 9 vs. Detroit Lions, Dec 16, 2018
Receptions 3 vs. New Orleans Saints, Nov 12, 2017

Receiving Yards 38 at Miami Dolphins, Dec 02, 2018
Longest Receptions 38 at Miami Dolphins, Dec 02, 2018
Receiving TDs 2 vs. Indianapolis Colts, Nov 22, 2015
All-purpose yards 38 at Miami Dolphins, Dec 02, 2018

2018 GAME-BY-GAME REGULAR SEASON STATISTICS (BILLS)

DATE	OPPONENT	P/S	RUSHING				RECEIVING				W/L	SCORE
			ATT	YDS	LG	TD	NO	YDS	LG	TD		
09/09	at Ravens	P	0	0	0	0	0	0	0	0	L	3-47
09/16	CHARGERS	S	0	0	0	0	1	24	24	0	L	20-31
09/23	at Vikings	P	0	0	0	0	0	0	0	0	W	27-6
09/30	at Packers	P	0	0	0	0	0	0	0	0	L	0-22
10/07	TITANS	P	0	0	0	0	0	0	0	0	W	13-12
10/14	at Texans	S	0	0	0	0	0	0	0	0	L	13-20
10/21	at Colts	P	0	0	0	0	0	0	0	0	L	5-37
10/29	PATRIOTS	S	0	0	0	0	1	0	0	0	L	6-25
11/04	BEARS	P	0	0	0	0	0	0	0	0	L	9-41
11/11	at Jets	P	0	0	0	0	0	0	0	0	W	41-10
11/25	JAGUARS	P	0	0	0	0	0	0	0	0	W	24-21
12/02	at Dolphins	P	0	0	0	0	1	38	38	0	L	17-21
12/09	JETS	P	0	0	0	0	0	0	0	0	L	23-27
12/16	LIONS	P	1	9	9	0	0	0	0	0	W	14-13
12/23	at Patriots	S	0	0	0	0	0	0	0	0	L	12-24
12/30	DOLPHINS	S	0	0	0	0	0	0	0	0	W	42-17
2018 TOTALS		16-5	1	9	9	0	3	62	38	0	6-10	

53 LB TYREL DODSON



6-0 237 ROOKIE



JUNE 25, 1998 (AGE 21)



FRANKLIN, TENNESSEE



CENTENNIAL HIGH SCHOOL



TEXAS A&M

ACQUIRED 2019

Signed by the Bills as a rookie free agent in 2019.

SHOUTOUTS

- Ranked third on Texas A&M with 61 tackles in 2018 along with an INT.
- In his final game in the Gator Bowl vs. NC State (12/31/18), posted 9 tackles and returned an interception 78 yards for a TD in a 52-13 win.
- His 104 total tackles in 2017 ranked fifth in the SEC and led the Aggies. Also notched 5.5 sacks and 3 INTs. Returned an INT 40 yards for a TD vs. Louisiana-Lafayette (9/16/17).

THE STAMPEDE

Most influential person in your life?

My mother. She is my No. 1 supporter and my biggest critic

Favorite musical artist?

Drake

Favorite late night snack?

Hot chocolate fudge brownie with vanilla ice cream

Anything you collect?

Hoodies. I'm trying to get to 100

Favorite app outside of social media?

Open Table



FIRST-AND-10

TYREL DODSON finished his three-year career at Texas A&M with 201 total tackles, 6 sacks, 4 interceptions, 11 passes defended and 2 fumble recoveries. He was signed by the Bills as undrafted free agent in 2019 following his junior season with the Aggies.

IF YOU HAVEN'T 'HERD'

TYREL'S BEST BUDDY

While participating in the Best Buddies program in high school, Dodson became close with William Gawlas, who is a student with Down Syndrome. Gawlas, who Tyrel considers his best friend, participates in the Williamson County (TN) Special Olympics. Dodson was more than happy to change roles and support William's on-field competition.

"It means so much to me to have William as my best buddy," Dodson told the Williamson Herald. "He's my brother. He's always watching me and cheering for me, so it was special to be here [at the Special Olympics] and see him shine today. He might have different circumstances than me, but he's still in the same life. He's still as happy as me and that's what makes me wake up every morning and be grateful for my life."

Best Buddies' mission is to establish a volunteer movement that creates opportunities for one-to-one friendships, integrated employment, and leadership development, with intellectual and developmental disabilities.

PERSONAL

Son of Angela Sparkman. Majored in business management. Competed in football and basketball in high school.

@TDOTS25

@TDOT

62

G

VLADIMIR
DUCASSE

6-5

329

10TH YEAR

OCTOBER 15, 1987 (AGE 31)



STAMFORD, CONNECTICUT



STAMFORD HIGH SCHOOL



MASSACHUSETTS

ACQUIRED 2017

Signed as a free agent by the Bills on March 9, 2017.

SHOUTOUTS

- Started career-high 12 games at right guard for the 2017 Bills, who finished 6th in the NFL in rushing (126.1 yards per game).
- Started 11 games at right guard for Chicago in 2015.
- Made his first NFL start as an offensive lineman vs. TB (9/8/13) at left guard.
- Made his first NFL start vs. KC (12/11/11) as an extra tight end.
- Played in his first NFL game at Buf. (10/3/10) as a member of the Jets.
- Selected 61st overall in 2010, becoming the first UMass player drafted since LB Khari Samuel (Chicago) in 1999 and their highest selection since 1968, when QB Greg Landry was taken 11th overall by Detroit.
- Named UMass Senior Athlete of the Year and earned FCS first-team All-American honors following his final season as a left tackle in 2009.
- Garnered CAA All-Conference honors in 2008 as a left tackle.



FIRST-AND-10

VLADIMIR DUCASSE is in his third year in Buffalo after signing a three-year deal in 2017. A second round draft pick of the New York Jets in 2010 (61st overall), Ducasse spent his first four NFL seasons in New York (2010-13) before playing in Minnesota (2014), Chicago (2015), and Baltimore (2016).

IF YOU HAVEN'T 'HERD'

CULTURE SHOCK

When it comes to football, Ducasse had a late start. Born in Haiti, he spent the first 14 years of his life in his home country. Then, his father, Delinois, sent him and his brother, MacArthur, to Stamford, CT, in order to pursue better educational opportunities and live with his aunt and uncle, Virginia and Lezanoro Ducasse. Ducasse began his football career at Stamford High School when other students encouraged him to try the sport due to his size. "Once I got the helmet and pads on and started hitting people, I started to like it a lot," said Ducasse, who played on both the offensive and defensive lines and earned a scholarship to Massachusetts. "My grandmother always told me, 'You have to go through the storm to get to your destination.'"

PERSONAL

He and his wife, Tatiana, have a son, Falsher, and a daughter, Angeh. He is the son of Delinois, a retired accountant who still lives in Haiti, and the late Bernadette Ducasse. Majored in African-American studies. Competed in football, basketball and track and field (discus and shot put) in high school.

GAMES PLAYED/STARTED

2010 (NYJ, 2/0), 2011 (NYJ, 16/1), 2012 (NYJ, 16/0), 2013 (NYJ, 16/4), 2014 (Min, 13/6), 2015 (Chi, 16/11), 2016 (Bal, 10/8), 2017 (Buf, 12/12), 2018 (Buf, 10/9) ... Totals: (111/51). Playoffs: 2010 (NYJ, 1/0), 2017 (Buf, 1/1)

@DUCASSEVLAD

@VLADYDA



THE STAMPEDE

MOST FAMOUS PERSON IN PHONE CONTACTS:

Bart Scott

FAVORITE APP:

Peak

FAVORITE CEREAL GROWING UP:

Corn Flakes

FAVORITE LATE NIGHT SNACK:

Caramel ice cream

BIGGEST PET PEEVE:

People who look down on others

MOST UNIQUE THING ORDERED OFF INTERNET:

A 1950 Model A Ford from eBay for \$5,000. I couldn't even fit in the driver's seat

FAVORITE PLAYER:

Shaquille O'Neal

FAVORITE MOVIE:

Beautiful Mind

FAVORITE MUSICAL ARTIST:

Jill Scott

FAVORITE CARTOON CHARACTER:



Hulk

PLAYER YOU LEARNED THE MOST FROM IN THE NFL:

Willie Colon

FAVORITE TV SHOW:

Supernatural

FAVORITE VACATION SPOT:

Disney World

FAVORITE FOOD:

Rice, peas, fried plantains, and chicken. It's Haitian

FIRST JOB:

In college, I worked in the dorms fixing stuff

ONE SKILL YOU WOULD LIKE TO LEARN:

Play the piano

FAVORITE OLYMPIC SPORT:

Track

IF YOU COULD HAVE ONE SUPERPOWER:

Speed

86

WR

NICK
EASLEY

5-11 205 ROOKIE



JANUARY 14, 1997 (AGE 22)



NEWTON, IOWA



NEWTON HIGH SCHOOL



IOWA

ACQUIRED 2019

Signed by the Bills as a rookie free agent in 2019.

SHOUTOUTS

- Named MVP of the 2019 Outback Bowl with 8 receptions for a career-high 103 yards and 2 TDs vs. Mississippi State (1/1/19). Posted a 75-yard TD grab in the win.
- Led the Hawkeyes in receptions in 2017 (51) and 2018 (52).
- His 10 receptions vs. Northern Iowa (9/15/18) were the most by an Iowa receiver in a game since 2011.

THE STAMPEDE

Most memorable game?

Beating Ohio State, 55-24, in 2017

Nickname growing up?

Easy E

If you could play any other pro sport?

Point guard for the Lakers

Most unique thing you ordered online?

Smelling salts. Great for practical jokes!

Favorite book?

Slight Edge by Jeff Olson

Favorite cereal as a kid?

Cocoa Krispies



FIRST-AND-10

NICK EASLEY finished his two-year career (2017-18) at Iowa with 103 receptions for 1,024 yards and 9 TDs. He transferred to Iowa and walked on their team after a two-year stint at Iowa Western Community College (2015-16).

IF YOU HAVEN'T 'HERD'

KADEN'S KONNECTION

Kaden Kelso was going through a cancer scare at the University of Iowa's Children's Hospital and wanted nothing more than to meet Easley, who had just scored his first TD in his first game at Iowa vs. Wyoming. Kaden, 11 at the time, even baked him an apple pie prior to his visit. "It just kind of makes you realize — when you're down on yourself, when you think, 'Oh, this sucks, this is hard' — how special your opportunities really are," Easley told the Des Moines Register. The two, who share the hometown of Newton, still connect via text messaging.

LONG ROAD TO BUF

Easley chose to play junior college football at Iowa Western after receiving one offer from a Division II school, Missouri Western, as a punter. After setting receiving records for Newton HS, his first year in Council Bluffs left him questioning himself. "I thought maybe I don't want to do this anymore but I didn't want to quit on myself. I love to play football so I worked harder," Easley said.

PERSONAL

Son of Alison Lemke and John Easley. His brother, Matt, was a kicker at Northern Iowa. Earned degree in sport and recreation management. Began playing football in the third grade for the Newton Cardinals. Was a wide receiver, defensive back, kicker, punter and returner in high school. Also played basketball and soccer.

@NICK_EASLEY

@NICK_EASLEY

49 LB TREMAINE EDMUNDS



6-5 250 2ND YEAR

MAY 2, 1998 (AGE 21)

RINGGOLD, VIRGINIA

DAN RIVER HIGH SCHOOL

VIRGINIA TECH

ACQUIRED 2018

Drafted in the 1st round (16th overall) by the Bills in 2018.

SHOUTOUTS

- Finished his rookie season in 2018 as the only NFL player with 120+ tackles, 12+ passes defended, 2+ sacks, 2+ INTs and 2+ forced fumbles.
- Earned NFL Defensive Rookie of the Month honors for December, 2018 (43 tackles, 2 INTs, 1 sack and 4 passes defended).
- In season finale vs. Mia (12/30/18), posted a career-high 12 tackles along with a sack and INT of Ryan Tannehill.
- Became the youngest player (20 years, 7 months, 7 days) to intercept a pass in NFL history vs. NYJ (12/9/18).
- Forced a fumble vs. Ten. (10/7/18) that was recovered by Matt Milano and led to a TD.
- With a sack in NFL debut at Bal. (9/9/18), became first Bills rookie to do so on opening day since Grant Irons (2002).
- At 20, became the youngest NFL LB to start on opening day in Super Bowl era.
- Became first teenager drafted in the NFL since Amobi Okoye by Houston in 2007.
- Earned Third Team All-America honors in 2017 and was a finalist for the Butkus Award (nation's top linebacker). Posted 109 tackles, 5.5 sacks, 14 tackles for a loss and three forced fumbles.



FIRST-AND-10

TREMAINE EDMUNDS was the Bills second of two first round draft picks in 2018. Buffalo traded up six spots in the first round to select Edmunds, who joined his brother, Terrell (27th pick by Pittsburgh), in becoming the first brothers in NFL history to be selected in the first round of the same draft.

IF YOU HAVEN'T 'HERD'

FOOTBALL IS FAMILY

Edmunds is no stranger to what it takes to play in the NFL. His father, Ferrell Edmunds, was a two-time Pro Bowl tight end with Miami and Seattle. His oldest brother, Trey, is a RB for Pittsburgh and middle brother, Terrell, was drafted by Pittsburgh in 2018. The three brothers were teammates at Virginia Tech in 2016.

Despite being the youngest of the family, Tremaine has worked his way out of the shadows of his older brothers and father, becoming a leader on the Bills' defense.

The brothers are all set to face off in week 15 of the 2019 season as the Bills travel to the Steelers.

"We've been talking about [the game]," Edmunds said. "My parents, they're happy. Everybody's happy. It's going to be a good game and it's going to be a good season. We're going to take it one step at a time. When that time comes, it comes, but I'm excited though."

PERSONAL

The son of Felicia and Ferrell Edmunds. Studied communications at Virginia Tech. Growing up in a household with several foster children, he would one day like to support charitable causes in that realm.



IF YOU HAVEN'T 'HERD'



LEADING THE MEETING ROOM

Midway through the 2018 season, veteran DT Kyle Williams decided to hand the reigns of his players-only defensive meetings to Edmunds, as the future leader of the defense. In the meetings, Edmunds breaks down plays and communicates where the group can improve.

"The guy that's in that position, in a perfect world, is kind of your bell cow," Williams said of Edmunds. "He's communicating the ins and outs of the defense to everybody around. He's the quarterback of the defense."

MY BROTHER'S KEEPER

The Edmunds family is very passionate about giving back to their hometown of Dan River, Virginia. Tremaine and his brothers started their own foundation, My Brother's Keeper, with the purpose of helping those in need in their community. Their first free football camp was held on June 14, 2019.

"My parents have been giving back to the town for a while," Edmunds said. "Once my brothers and I got more established, we decided we wanted to do something on our own too."

THE STAMPEDE

BEST ADVICE HE RECEIVED:

Never think that you have it all and that you have arrived (from his parents)

BIGGEST PET PEEVE:

When someone tells me I'm wrong when I know I'm right

NICKNAME:

Maine

LATE NIGHT SNACK:

Honey BBQ Chips

SOMETHING PEOPLE DON'T KNOW ABOUT YOU:

Can cook really well - specialty is Italian pork chops

HOBBIES:

Playing video games and watching movies

FAVORITE MOVIE:

Friday Night Lights

FAVORITE MEAL:

Fried chicken

UNIQUE TALENT:

Can draw

FAVORITE SPORTS MEMORY AS A FAN:



My brother, Trey, scored on a 77-yard TD run vs. Alabama in the Kickoff Classic in 2013

BIGGEST OBSTACLE OVERCOME:

Playing in the shadow of my family

FAVORITE BUFFALO RESTAURANT:

Phat Catz

FAVORITE MOMENT AS A BILL:

Running out of the tunnel for the first home game

PROUDEST ACHIEVEMENT OUTSIDE OF FOOTBALL:

Giving back to hometown

SPORTS PLAYED IN HS:

Football, basketball, track

FAVORITE BOOK:

Mamba Mentality



TREMAINE EDMUNDS - NFL REGULAR SEASON STATISTICS

				TACKLES								INTERCEPTIONS					FUMBLES			ST					
DATE	TEAM	GP	GS	TK	S	A	TFL	YDS	SK	YDS	QBH	NO	YDS	LG	TD	PD	FF	FR	YDS	TK	S	A	FF	FR	
2018	Bills	15	15	121	80	41	5	16	2.0	4.0	7	2	19	17	0	12	2	0	0	0	0	0	0	0	0
TOTALS		15	15	121	80	41	5	16	2.0	4.0	7	2	19	17	0	12	2	0	0	0	0	0	0	0	

SINGLE-GAME HIGHS: DEFENSIVE

Total Tackles 12 vs. Miami Dolphins, Dec 30, 2018
Sacks 1.0 vs. Miami Dolphins, Dec 30, 2018
Passes Defensed 2 at Baltimore Ravens, Sep 09, 2018
Forced Fumbles 1 vs. Tennessee Titans, Oct 07, 2018

Tackles For Loss 1 vs. Miami Dolphins, Dec 30, 2018
Interceptions 1 vs. Miami Dolphins, Dec 30, 2018
Interception Return Yards 17 vs. Miami Dolphins, Dec 30, 2018

2018 GAME-BY-GAME REGULAR SEASON STATISTICS (BILLS)

		TACKLES								INTERCEPTIONS					FUMBLES			ST							
DATE	OPP	TK	S	A	SK	YDS	TFL	YDS	QBH	NO	YDS	LG	TD	PD	FF	FR	YDS	TK	S	A	FF	FR	W/L	SCORE	
09/09	at Ravens	S	7	3	4	1.0	0.0	0	0	1	0	0	0	2	1	0	0	0	0	0	0	0	0	L	3-47
09/16	CHARGERS	S	7	6	1	0.0	0.0	0	0	0	0	0	0	0	0	0	0	0	0	0	0	0	0	L	20-31
09/23	at Vikings	S	10	7	3	0.0	0.0	1	1	0	0	0	0	1	0	0	0	0	0	0	0	0	0	W	27-6
09/30	at Packers	S	6	5	1	0.0	0.0	0	0	1	0	0	0	1	0	0	0	0	0	0	0	0	0	L	0-22
10/07	TITANS	S	8	4	4	0.0	0.0	0	0	1	0	0	0	1	1	0	0	0	0	0	0	0	0	W	13-12
10/14	at Texans	S	9	7	2	0.0	0.0	1	5	0	0	0	0	0	0	0	0	0	0	0	0	0	0	L	13-20
10/21	at Colts	S	7	7	0	0.0	0.0	0	0	1	0	0	0	1	0	0	0	0	0	0	0	0	0	L	5-37
10/29	PATRIOTS	S	8	6	2	0.0	0.0	1	3	0	0	0	0	1	0	0	0	0	0	0	0	0	0	L	6-25
11/04	BEARS	INACTIVE																				L	9-41		
11/11	at Jets	S	8	4	4	0.0	0.0	0	0	0	0	0	0	0	0	0	0	0	0	0	0	0	0	W	41-10
11/25	JAGUARS	S	8	7	1	0.0	0.0	0	0	1	0	0	0	1	0	0	0	0	0	0	0	0	0	W	24-21
12/02	at Dolphins	S	4	0	4	0.0	0.0	0	0	1	0	0	0	1	0	0	0	0	0	0	0	0	0	L	17-21
12/09	JETS	S	8	5	3	0.0	0.0	1	3	0	1	2	2	1	0	0	0	0	0	0	0	0	0	L	23-27
12/16	LIONS	S	8	5	3	0.0	0.0	0	0	0	0	0	0	0	0	0	0	0	0	0	0	0	0	W	14-13
12/23	at Patriots	S	11	3	8	0.0	0.0	0	0	0	0	0	0	1	0	0	0	0	0	0	0	0	0	L	12-24
12/30	DOLPHINS	S	12	11	1	1.0	4.0	1	4	1	1	17	17	0	1	0	0	0	0	0	0	0	0	W	42-17
2018 TOTALS		15-15	121	80	41	2.0	4.0	5	16	7	2	19	17	0	12	2	0	0	0	0	0	0	0	6-10	

76 G JON FELICIANO



6-4 325 5TH YEAR

FEBRUARY 10, 1992 (AGE 27)



DAVIE, FLORIDA



WESTERN HIGH SCHOOL



MIAMI

ACQUIRED 2019

Agreed to terms with the Bills on March 13, 2019.

SHOUTOUTS

- Appeared in 13 games in both 2017 and 2018. Started a career-high four games at left guard in 2018.
- For 2018 My Cause, My Cleats week, wore cleats raising awareness for gun violence (March For Our Lives).
- Made his first career playoff appearance during the 2016-17 season in the Raiders match-up with the Houston Texans (1/7/17).
- Played in all 16 games for the Raiders in 2016.
- Saw action in six games, starting three for the Raiders during his rookie season in 2015.
- Played four seasons at Miami (FL), appearing in 48 games. Was a versatile lineman for the Hurricanes, starting 46 games over his career.
- Three-time All-ACC honorable mention (2012, 2013, 2014).
- Recipient of Miami's Hard Hitter Award twice in addition to the Jim Kelly U-Tough Award.



FIRST-AND-10

JON FELICIANO entered the NFL in 2015 as a fourth round pick (128th overall) of the Oakland Raiders out of Miami. During his four NFL seasons in Oakland, he appeared in 48 career games.

IF YOU HAVEN'T 'HERD'

A LASTING MEMORY

Feliciano has a daughter named Shawn Cole. The origin of that name is his late friend Sean Cole.

Cole and Feliciano met as kids. Cole nicknamed Feliciano "Mongo," short for "humongous," due to him being so big for his age. Feliciano even spent nights in the Cole household during times when his family was having financial difficulties. The bond they formed was absolutely unique.

"They were brothers," Feliciano's wife, Shannon told ESPN. "I had to get Sean's approval to date Jon."

Everything took a tragic turn though in 2016 when Cole crashed his vehicle into a canal in Davie, FL. Underwater for more than 15 minutes, Cole never regained consciousness. In December 2016, Cole, only 22, died after being taken off life support.

Now Feliciano remembers his best friend via a tattoo, a t-shirt he wears every game and through his daughter, Shawn Cole Feliciano.

PERSONAL

Married to Shannon and the couple has a daughter, Shawn Cole. Son of Alicia and Rafael. Has two brothers. Last name is pronounced fuh-LEE-see-ah-no.

GAMES PLAYED/STARTED

2015 (Oak, 6/3), 2016 (Oak, 16/0), 2017 (Oak, 13/1), 2018 (Oak, 13/14) ... Totals (48/8). Playoffs: 2016 (Oak, 1/0) ... Totals (1/0)

@MONGOFELICIANO

@JONATHANFELICIANO



IF YOU HAVEN'T 'HERD'



STARTING FROM NOTHING

Feliciano has endured a long journey to Buffalo, starting from growing up in a condemned mobile home that at times did not have heat, running water, or even electricity. Feliciano didn't even begin playing football until the 9th grade, but recognized with his natural size and abilities, the sport could be a path to a better life. "When I (first started playing football), they gave me a helmet and pads," Feliciano told ESPN. "I didn't know how to put on the pads." The choice to play soon paid off in a scholarship offer from the Miami Hurricanes.

A DRIVING INSPIRATION

Feliciano's younger brother, Chris, was born deaf. Jon carries that weight with him and lets it drive him. "I always feel like he's here with me," Jon told the Miami Herald in 2011. "I just try and do my best because I know he wishes he could be out here. He's my inspiration." Jon's mother, Alicia, recognizes how special their bond is. "Chris is so into the games he won't even leave to go to the bathroom during a break," Alicia said. "He just looks up to Jon. He wants to do what Jon does. That's why Jon does what he does, to try and make him feel a part of that."

THE
STAMPEDE

MOST MEMORABLE GAME:

Georgia Tech-Miami in 2012. Went up 19, down 19 and then won in OT

NOTABLE HIGH SCHOOL
TEAMMATES:

Fabian Moreau

FIRST JOB:

Basketball camp coach

FAVORITE FOOD:

Chicken parm

FIRST VACATION SPOT:

Broward County

BEST ADVICE RECEIVED:

No one cares about your struggle, everyone struggles

NICKNAMES:

Mongo

PROUDEST ACHIEVEMENT:

His daughter

PLAYER HE HAS LEARNED
THE MOST FROM:

Rodney Hudson

FAVORITE MOVIE:

Avenger's Endgame

JERSEY NUMBER
SIGNIFICANCE:

Was Warren Sapp's number at Miami

FAVORITE BOOK:

12 Rules for Life

HIDDEN TALENT:

Gaming

BUCKET LIST ITEM:

Go to Italy and eat chicken parm

BIGGEST INFLUENCE:

Watching his dad's work ethic. Was a city bus driver and never made excuses

PET PEEVE:

Complainers

FUN FACT:

Has a leg tattoo of Pikachu

SKILL HE WANTS TO LEARN:

To speak Spanish



69 LS REID FERGUSON



6-2 235 3RD YEAR

MARCH 24, 1994 (AGE 25)



BUFORD, GEORGIA



BUFORD HIGH SCHOOL



LSU

LOUISIANA STATE

ACQUIRED 2016

Signed by the Bills as an undrafted free agent in 2016.

SHOUTOUTS

- Appeared in all 16 games for the second consecutive season in 2018 and posted three special teams tackles.
- In his first season as a long snapper in 2017, was part of a special teams unit that ranked 7th in the NFL (according to Rick Gosselin). Posted one tackle on special teams.
- As a rookie, earned a spot on the Bills practice squad in 2016 behind long snapper Garrison Sanborn.
- Served as LSU's long snapper for all 51 games of his collegiate career (2012-15) and only had one errant snap which occurred on his first snap as a freshman.
- Earned first-team All-America honors by Phil Steele in 2015.
- Rated as the nation's #2 long snapper coming out of high school by Scout.com and earned a scholarship to LSU.
- Has visited 12 MLB stadiums in his quest to see all 30 venues. The latest two were Minute Maid Park in Houston and Yankee Stadium.



FIRST-AND-10

REID FERGUSON originally joined the Bills as a rookie free agent in 2016 and was added to the practice squad later that year. In 2017, he became the team's primary long snapper and signed a three-year contract extension with Buffalo on January 28, 2019.

IF YOU HAVEN'T 'HERD'

FIGHT FOR HIS FAMILY

Ferguson's brother, Blake, was diagnosed as a Type 1 diabetic in 2011 at the age of 13. Since then, it has been a family mission to raise awareness and funds to fight diabetes. In fact, during the 2018 offseason, he joined his brother and the American Diabetes Association in taking a trip to Capitol Hill to meet with lawmakers in an effort to raise awareness.

"The experience I had at Call to Congress with the American Diabetes Association was very eye-opening," he told The Buffalo News. "To be able to go to the Hill and continue the talks to get more funding for diabetes research was incredible."

Ferguson wears cleats to support the Juvenile Diabetes Research Foundation for My Cause, My Cleats campaign.

PERSONAL

Son of Kevin (project manager at Ernst and Young) and Tracy (sales executive at Coca-Cola). His brother, Blake, is a long snapper at LSU. Has a Goldendoodle named Buck. Earned a degree in sports administration and criminology. Earned a spot on the academic honor roll during all four years of college. Began playing football for the Alpharetta (GA) Eagles in the 5th grade.

GAMES PLAYED/STARTED

2017 (Buf, 16/0), 2018 (Buf, 16/0) ... Totals (32/0). Playoffs: 2017 (Buf, 1/0)

@SNAPFLOW50

@REIDFERGUSON

69

LS

REID
FERGUSON



THE STAMPEDE

MOST FAMOUS PEOPLE IN PHONE CONTACTS:

Stephen Hauschka and Zach Specht

FAVORITE MUSICAL ARTIST:

Chris Stapleton

UNIQUE TALENT:

Can wiggle my ears

FIRST JOB:

Worked at a Chick-fil-A in high school

BIGGEST PET PEEVE:

People who don't use their blinker

TOP ITEMS ON YOUR BUCKET LIST:

Attending the World Cup soccer final and the Champions League final

FAVORITE FOOD:

Chicken parm

FAVORITE MOVIE:

Inception

FAVORITE BOOK:

Blink by Malcolm Gladwell

SOMETHING YOU COLLECT:

Any Yankees memorabilia



STRANGEST THING YOU ORDERED ON INTERNET:

3-disc set of SpongeBob's first 100 episodes

FAVORITE CEREAL AS A KID:

Lucky Charms

FAVORITE VACATION SPOT:

London

FAVORITE CARTOON GROWING UP:

SpongeBob

IF YOU COULD PLAY ANY OTHER SPORT:

Pitcher for the New York Yankees

PRE-GAME RITUAL:

Listen to music and stretch

FAVORITE OLYMPIC SPORT:

Curling

ONE SKILL YOU WOULD LIKE TO HAVE:

Play the guitar

48 LB JUWAN FOGGIE



6-0 235 ROOKIE

NOVEMBER 2, 1995 (AGE 23)



HIGH POINT, NORTH CAROLINA



HIGH POINT CENTRAL HIGH SCHOOL



CHARLOTTE

ACQUIRED 2019

Signed by the Bills as a rookie free agent in 2019.

SHOUTOUTS

- Named 2018 Second-Team All-Conference USA by the league's coaches.
- Tied for second most interceptions in FBS (six) and finished first in interceptions among LBs during the 2018 season.
- Played in 41 games at with 30 played in the FBS and 11 played in the FCS. In 2018, he totaled 68 tackles, 3.5 tackles for loss, one sack, six interceptions, two interception returned touchdowns and two passes defended.

THE STAMPEDE

Favorite movie?

The Dark Knight

As a kid, what was your favorite cereal?

Frosted Flakes

Other sports growing up?

Basketball and track

If you could have one superpower?

Ability to teleport

Did you have any nicknames growing up?

Fog-Dog



FIRST-AND-10

JUWAN FOGGIE finished his five-year career at Charlotte with 141 total tackles, 1 sack, 7 interceptions, 7 passes defended, one fumble recovery and one forced fumble. He was signed by the Bills as an undrafted free agent in 2019 following his senior season with the 49ers.

IF YOU HAVEN'T 'HERD'

POSITION SWITCH

Foggie was recruited as a WR to UNCC, but after much consideration with family and friends, decided to join the defense.

UNCC Assistant Coach Ulrick Edmonds told An Inside Look: Juwan Foggie on Charlotte's YouTube Channel, "I kind of recruited him a little bit. Everyday I went inside the wide receiver room and said, 'hey man there is a spot for you over here. We like guys that can run fast and are athletic and have the physical makeup that you have.'"

Foggie then told The Gridiron Crew, "I used to play Wide Receiver, so I have good ball skills compared to the average linebacker and can move as well for a linebacker (flexible and speed). All downs player and can also line up at several other positions on the field. Ability to make plays in space and also in coverage (man to man or zone).

Foggie's hardwork and ability to adapt are two of the main reasons his position switch worked out.

PERSONAL

The son of Perry Foggie and Robin Gwynn. Has two brothers, Trey and Adrian. Majored in Sociology. Named to the Athletic Director's List (3.0 GPA or higher) Spring 2015 and Fall 2016. He has a dog named Cailou.

70

T

CODY
FORD

6-3

329

ROOKIE



DECEMBER 28, 1996 (AGE 22)



PINEVILLE, LOUISIANA



PINEVILLE HIGH SCHOOL



OKLAHOMA

ACQUIRED 2019

Drafted by the Bills in the second round (38th overall) in 2019.

SHOUTOUTS

- Started 14 games in 2018 winning the following honors: 2018 AP All-America Third Team selection, 2018 First-team All-Big 12 selection by league's coaches, second-team honoree by media.
- Part of offensive line in 2018 that won Joe Moore Award, which is awarded annually to the best collegiate football offensive line unit.
- Named a 2017 Academic All-Big 12 Second Team honoree.
- Played in 12 games in 2017, making four starts.
- Started the first three games of the 2016 season before suffering a season-ending injury.
- Made his Oklahoma debut in 2016 by starting at left guard vs. Houston.
- Redshirted his first year with the Sooners, winning the Scout Team Offensive Player of the Year award.
- Chose Oklahoma over offers from Arkansas, Mississippi State, TCU and others.



FIRST-AND-10

CODY FORD enters his first season with the Bills in 2019 after being drafted by the team in the second round (38th overall) out of Oklahoma. A 2018 First-Team All-Big 12 selection, Ford started 21-of-29 career games played.

IF YOU HAVEN'T 'HERD'

FEAR THE BEARD

As just a sophomore in high school, Ford realized he had the ability to grow a full, thick beard. One would think it would have been the Louisiana heat that would have deterred him, but instead it was school rules.

"I was never allowed to have a beard. I was always getting in trouble for facial hair," Ford told the Norman Transcript. "I was like, 'Once I get outta here, I'm just gonna grow it.'"

Instead of the beard, Ford resorted to a outgrown mohawk with a blonde dye to be able to show off his personality in high school. He has since ditched that look.

However with Ford stepping in to replace NFL Draft pick Orlando Brown last season, he did note that he wanted to add some more swag to the Sooners offensive line. "[Brown] wasn't really the swaggiest, but we ain't gonna say nothing," Ford joked, noting he's not so much into clothes, but when it comes to hair, "I get some cuts and it's. ... it's fresh."

PERSONAL

Son of Leah and Robert Ford. Has one brother, Michael and one sister, Courtney. Graduated in December 2018 with a degree in criminology. In high school, he played basketball, baseball and threw the shot put.



IF YOU HAVEN'T 'HERD'



PASSING THE TORCH

Cody wore 74 during his four year tenure at Oklahoma. However when he found out who previously wore number 70 as a Bill, he instantly wanted to wear it.

Eric Wood who would become a Pro Bowler in 2015 also wore 70. After the Bills drafted Cody, Wood tweeted "This photo isn't easy to see but #70 wasn't getting retired in Buffalo so I'm glad the dude getting my number is going to maul people on the field this year!"

LIKE GRANDFATHER LIKE SON

Cody's biggest obstacle he had to overcome was the passing of his grandfather in 2015. His grandfather instilled his dominance into Cody which made him the man he is today. "He is the reason why I started playing football. He is my biggest role model." His grandfather had the eye for talent as he was an former offensive lineman himself. "After he passed, my game definitely went up a level."

Ford continues to remember his grandfather on by using a #RIPPAPA on most of his posts.

THE STAMPEDE

FAVORITE CARTOON:

Dexter's Laboratory

FAVORITE LATE NIGHT SNACK:

Peanut Butter and Jelly

FAVORITE MUSICAL ARTIST:

Kevin Gates

NUMBER ONE THING ON YOUR BUCKET LIST:

To go to Bora Bora

FAVORITE FOOD:

Cajun food

UNIQUE HOBBIES:

Playing the trumpet

BIGGEST PET PEEVE:

Having to repeat himself

FAVORITE TV SHOW:

Martin

BEST ADVICE YOU'VE BEEN GIVEN:

Never quit. This applied to him the most after breaking his fibula in 2016

WHAT IS YOUR FAVORITE MOVIE:

Toy Story 1



SPORTING EVENT HE'D WANT TO ATTEND:

World Series

PROUDEST ACHIEVEMENT:

Earning his degree in criminology

DO YOU COLLECT ANYTHING:

Bracelets

FAVORITE VACATION SPOT:

Gulf shore

ONE MUSICAL ARTIST YOU'D WANT TO SEE IN CONCERT:

Michael Jackson

16 WR ROBERT FOSTER



6-2 196 2ND YEAR

MAY 7, 1994 (AGE 25)



MONACA, PENNSYLVANIA



CENTRAL VALLEY HIGH SCHOOL



ALABAMA

ACQUIRED 2018

Signed by the Bills as an undrafted free agent in 2018.

SHOUTOUTS

- Had three games with 100+ receiving yards in 2018, making him the first Bills WR to reach that feat since Sammy Watkins in 2015. He was also the first undrafted rookie to do so in the common draft era (since 1967).
- Finished the 2018 season with 27 catches for 541 yards and 3 touchdowns, ranking second on the team in yards.
- Had a career-high 108 receiving yards vs. Det. (12/16/18), including a 42-yard touchdown grab.
- Logged 104 receiving yards on a career-high 7 receptions at NYJ (11/11/18).
- Had a catch of at least 25 yards in six consecutive games in 2018, which was the longest streak by a Bill since WR Jerry Butler in 1985-86.
- Caught a 75-yard TD reception vs. Jax. (11/25/18), which was the longest TD reception for the Bills since 2016.
- From weeks 10-17 in 2018, Foster had nine catches of 25+ yards or more, which ranked 4th in the league.



FIRST-AND-10

ROBERT FOSTER is in his second season with the Bills after signing with the team as an undrafted free agent in 2018. He joined Buffalo after a five-year collegiate career at Alabama (2013-17).

IF YOU HAVEN'T 'HERD'

HUMBLE AND MOTIVATED

Foster's rookie season was a bit of a roller coaster ride for the undrafted wide receiver from Alabama.

After overcoming the odds and making the initial 53-man roster, Foster only totaled two receptions for 30 yards before being released on 10/18/18 and placed on the practice squad.

"I needed it. I needed to be cut because at the end of the day, it helped me," Foster said to the Associated Press in November of 2018. "It made me work on things that I needed to work on. It made me do a lot more things that I could do to benefit the team."

After being brought back up to the active roster, Foster totaled 25 catches for 511 yards and three touchdowns in the last seven games of the 2018 season.

Foster credits teammates RB LeSean McCoy, FB Pat DiMarco and T Dion Dawkins for helping him see the big picture. They helped him understand the role that he can fill on the team and the amount of work he needed to put in to begin fulfilling his potential.

PERSONAL

Robert is the son of Robert Foster II and Sherrice Clements. He has four older brothers. He studied health communications and graduated from the University of Alabama.



IF YOU HAVEN'T 'HERD'



THE COLLECTOR

A recent passion that Foster has gotten in to has been collecting sneakers. With a collection of over 100 pairs, it's a new endeavor for Foster, but one that is growing quickly. Currently, his favorite pair that he has are the Air Max 97 Silver Bullets.

Another off-the-field hobby that Foster has recently become involved with is remote control cars as he has been driving them around with teammates when not at the facility. While it's just starting out, he plans to have a collection of those as well.

THE STAMPEDE

BEST ADVICE HE RECEIVED:

Stay the course and be humble

FAVORITE LATE NIGHT SNACK FOOD:

Rice Krispie Treats

FAVORITE BOOK:

James and the Giant Peach

PROUDEST ACHIEVEMENT:

Graduating college and being a father

DO YOU HAVE A HIDDEN TALENT:

Can play the drums

FIRST JOB GROWING UP:

Landscaping company

FAVORITE MOVIE:

Friday Night Lights

FAVORITE MEAL:

Salmon or any kind of seafood

FAVORITE CARTOON CHARACTER:

Johnny Bravo



CENTRAL VALLEY PRIDE

Not only has Robert been a frequent attendee of community events here in Buffalo, this offseason he began to focus on his community back home in Monaca, Pennsylvania as well.

Along with his high school teammate, Jordan Whitehead, of the Tampa Bay Buccaneers, Robert hosted the Next Level Football Camp at his alma mater, Central Valley High School.

The free camp gave Robert the opportunity to pass on lessons from football and life to 250 attendees.

FAVORITE PLAYER:

Larry Johnson



FIRST JERSEY OWNED GROWING UP:

His own Beaver Falls Tigers jersey

BIGGEST PET PEEVE:

When someone doesn't clean up after themselves

FAVORITE NON-SOCIAL MEDIA APP:

iMessage

FAVORITE OLYMPIC EVENT TO WATCH:

100 meter sprint

IF YOU COULD PLAY ANY OTHER SPORT:

Baseball for the Pittsburgh Pirates

IF YOU COULD HAVE ONE SUPERPOWER:

Speed



ROBERT FOSTER - NFL REGULAR SEASON STATISTICS

				RECEIVING					RUSHING				
DATE	TEAM	GP	GS	NO.	YDS	AVG	LG	TD	NO.	YDS.	AVG.	LG	TD
2018	Bills	13	3	27	541	20.0	75†	3	0	0	0.0	0	0
TOTALS		13	3	27	541	20.0	75†	3	0	0	0.0	0	0

ROBERT FOSTER - NFL REGULAR SEASON RETURN STATISTICS

				KICKOFF RETURNS				PUNT RETURNS				
DATE	TEAM	RET.	YDS.	AVG.	LG	TD	NO.	FC	YDS	AVG	LG	TD
2018	Bills	0	0	0.0	0	0	0	0	0	0.0	0	0
TOTALS		0	0	0.0	0	0	0	0	0	0.0	0	0

SINGLE-GAME HIGHS: RUSHING/RECEIVING

Receptions 7 vs. New York Jets, Dec 09, 2018
Receiving Yards 108 vs. Detroit Lions, Dec 16, 2018
Longest Receptions 75† vs. Jacksonville Jaguars, Nov 25, 2018
Receiving TDs 1 vs. Miami Dolphins, Dec 30, 2018

All-purpose yards 108 vs. Detroit Lions, Dec 16, 2018
Special Teams Tackles 1 vs. New York Jets, Dec 09, 2018
Miscellaneous Tackles 1 at New England Patriots, Dec 23, 2018
Most TDs 1 vs. Detroit Lions, Dec 16, 2018

2018 GAME-BY-GAME REGULAR SEASON STATISTICS (BILLS)

		RECEIVING						RUSHING					
DATE	OPPONENT	P/S	NO	YDS	LG	TD	ATT	YDS	LG	TD	W/L	SCORE	
09/09	at Ravens	P	0	0	0	0	0	0	0	0	L	3-47	
09/16	CHARGERS	P	2	30	19	0	0	0	0	0	L	20-31	
09/23	at Vikings	P	0	0	0	0	0	0	0	0	W	27-6	
09/30	at Packers	P	0	0	0	0	0	0	0	0	L	0-22	
10/07	TITANS	P	0	0	0	0	0	0	0	0	W	13-12	
10/14	at Texans	P	0	0	0	0	0	0	0	0	L	13-20	
10/21	at Colts		DID NOT PLAY								L	5-37	
10/29	PATRIOTS		PRACTICE SQUAD								L	6-25	
11/04	BEARS		PRACTICE SQUAD								L	9-41	
11/11	at Jets	S	3	105	47	0	0	0	0	0	W	41-10	
11/25	JAGUARS	P	2	94	75†	1	0	0	0	0	W	24-21	
12/02	at Dolphins	P	1	27	27	0	0	0	0	0	L	17-21	
12/09	JETS	S	7	104	38	0	0	0	0	0	L	23-27	
12/16	LIONS	P	4	108	42†	1	0	0	0	0	W	14-13	
12/23	at Patriots	P	4	52	25	0	0	0	0	0	L	12-24	
12/30	DOLPHINS	S	4	21	8	1	0	0	0	0	W	42-17	
2018 TOTALS		13-3	27	541	75†	3	0	0	0	0	6-10		



26 CB E.J. GAINES



5-10

190

6TH YEAR



FEBRUARY 23, 1992 (AGE 27)



INDEPENDENCE, MISSOURI



FORT OSAGE HIGH SCHOOL



MISSOURI

ACQUIRED 2019

Signed by the Bills as a free agent on March 25, 2019.

SHOUTOUTS

- Has played in 43 games with 38 starts. Totaled 197 tackles, 4 tackles for loss, 4 interceptions, 33 passes defended, 4 forced fumbles and 2 fumble recoveries in his career.
- Best game of the 2018 season was at Oak. (9/30/18) where he recorded 5 tackles, one interception and one pass defended.
- Gaines posted 7 tackles, a career-high 3 passes defended, and his first interception as a Bill (QB Trevor Siemian) in a 26-16 win vs. Den. (9/24/18).
- In 2017, Gaines led the Bills with 3 forced fumbles and the Bills had an 8-3 record in the games he played.
- Led the Rams in passes defended in 2014, posting 14 for the season.
- Finished his four year career at Missouri appearing in 50 games. He totaled 244 tackles, 14 tackles for loss, 8 interceptions, 20 passes defended, one fumble recovery and one forced fumble.
- Named to the 2014 PFWA All-Rookie Team.



FIRST-AND-10

E.J. GAINES rejoins the Bills in 2019 after playing for the team in 2017. Gaines spent the 2018 season with the Cleveland Browns. The Missouri product originally entered the NFL in 2014 as a sixth round pick (188th overall) of the Rams, spending the first three seasons of his career with the Rams.

IF YOU HAVEN'T 'HERD'

ALWAYS AN UNDERDOG

A sixth round pick out of Missouri despite first-team All-SEC honors as a senior, Gaines has used the 187 picks that went before him as a constant fuel for his NFL career.

"I think I've been an underdog since I went into the league, late-round draft pick after making plenty of plays in college and everything," Gaines told the Buffalo News in June 2018. "Just kind of getting the short end of the stick most of the time. But as far as I'm concerned, that chip is always on my shoulder and I don't think that'll ever change as far as I play in this league and if it does, I probably won't be here any longer."


Gaines used his underdog mentality to excel in his first stint with the Bills during the 2017 season, leading the Bills with 3 forced fumbles. The Bills had an 8-3 record in the games he played after acquiring him via trade during training camp.

PERSONAL

The son of Alta Bailey and Edwin Gaines, E.J. has three sisters and graduated with a degree in Communications from the University of Missouri in three and a half years. E.J. has a son, Tre, and a daughter, Juliana.




IF YOU HAVEN'T 'HERD'



PUNT, PASS AND KICK

Most people have a sports memory that they will never forget as a fan. Gaines showed signs of potential at a young age when he participated in the Punt, Pass and Kick competition in Kansas City. Winners would be able to meet Hall of Famers Terrell Davis and Shannon Sharpe in addition to being flown to Minnesota for a Vikings game. Gaines managed to make it all the way to the championship before getting eliminated. He admits although he didn't win, he enjoyed the experience.



CRUNCHATIZE ME CAPTAIN

Growing up, Gaines favorite cereal as a kid was Captain Crunch. However contrary to popular belief, Gaines is not a fan of the original Captain Crunch cereal. He only enjoys eating the Oops All Berries flavor. What most people don't realize is his love for Oops All Berries derived from football. His youth team rewarded the hardest hit of the game with a box of Oops All Berries cereal. Gaines has enjoyed eating cereal so much it has become his favorite late night snack food.

THE STAMPEDE

FIRST JOB GROWING UP:

Basketball referee

BEST ADVICE YOU'VE BEEN GIVEN:

To compete with yourself

FAVORITE MUSICAL ARTIST:

Lil' Wayne

BIGGEST PET PEEVE:

People chewing with their mouth open

FAVORITE MEAL:

Catfish

FAVORITE VACATION SPOT:

Dominican Republic

WHAT PLAYER HAVE YOUR LEARNED THE MOST FROM:

Aaron Donald

FAVORITE TV SHOW:

Martin

IF YOU COULD GO PRO IN ANOTHER SPORT, WHAT WOULD IT BE:

Boxing. I boxed as a kid

FAVORITE MOVIE?

All About the Benjamins



SPORTING EVENT HE'D WANT TO ATTEND:

The Summer Olympics

FAVORITE BOOK:

Rise and Grind

PROUDEST ACHIEVEMENT:

Graduating college in 3.5 years

NUMBER ONE THING ON YOUR BUCKET LIST:

To climb Mount Kilimanjaro

DO YOU HAVE ANY PETS:

A Labrador dog

WHO IS THE BIGGEST INFLUENCE ON YOUR LIFE AND YOUR CAREER:

My father

FIRST SPORTS JERSEY:

Kobe Bryant jersey



E.J. GAINES - NFL REGULAR SEASON STATISTICS

DATE	TEAM	GP	GS	TACKLES								INTERCEPTIONS					FUMBLES			ST					MISC		
				TK	S	A	TFL	YDS	SK	YDS	QBH	NO	YDS	LG	TD	PD	FF	FR	YDS	TK	S	A	FF	FR	S	A	
2014	Rams	15	15	70	63	7	3	5	0.0	0.0	2	2	0	0	0	14	0	1	0	0	0	0	0	0	1	0	0
2016	Rams	11	10	56	47	9	0	0	0.0	0.0	1	0	0	0	0	7	1	1	0	0	0	0	0	0	0	0	
2017	Bills	11	11	59	48	11	0	0	0.0	0.0	0	1	1	1	0	9	3	0	0	0	0	0	0	0	0	0	
2017	Rams	0	0	0	0	0	0	0	0.0	0.0	0	0	0	0	0	0	0	0	0	0	0	0	0	0	0	0	
2017	TOTAL	11	11	59	48	11	0	0	0.0	0.0	0	1	1	1	0	9	3	0	0	0	0	0	0	0	0	0	
2018	Browns	6	2	12	10	2	1	19	0.0	0.0	0	1	0	0	0	3	0	0	0	1	1	0	0	0	0	0	
TOTALS		43	38	197	168	29	4	24	0.0	0.0	3	4	1	1	0	33	4	2	0	1	1	0	0	1	0	0	

E.J. GAINES - NFL POSTSEASON STATISTICS

DATE	TEAM	GP	GS	TACKLES								INTERCEPTIONS					FUMBLES			ST					MISC	
				TK	S	A	TFL	YDS	SK	YDS	QBH	NO	YDS	LG	TD	PD	FF	FR	YDS	TK	S	A	FF	FR	S	A
2017	Bills	1	1	2	1	1	0	0	0.0	0.0	0	0	0	0	0	0	0	0	0	0	0	0	0	0	0	0
TOTALS		1	1	2	1	1	0	0	0.0	0.0	0	0	0	0	0	0	0	0	0	0	0	0	0	0	0	0

2018 GAME-BY-GAME REGULAR SEASON STATISTICS (BROWNS)

DATE	OPP		TACKLES								INTERCEPTIONS					FUMBLES			ST					MISC		W/L	SCORE
			TK	S	A	SK	YDS	TFL	YDS	QBH	NO	YDS	LG	TD	PD	FF	FR	YDS	TK	S	A	FF	FR	S	A		
09/09	STEELERS		INACTIVE																							L	21-21
09/16	at Saints	P	0	0	0	0.0	0.0	0	0	0	0	0	0	0	0	0	0	0	0	0	0	0	0	0	0	L	18-21
09/20	JETS	P	0	0	0	0.0	0.0	0	0	0	0	0	0	0	0	0	0	1	1	0	0	0	0	0	W	21-17	
09/30	at Raiders	P	5	3	2	0.0	0.0	0	0	0	1	0	0	0	1	0	0	0	0	0	0	0	0	0	L	42-45+	
10/07	RAVENS	S	4	4	0	0.0	0.0	0	0	0	0	0	0	0	2	0	0	0	0	0	0	0	0	0	W	12-9+	
10/14	CHARGERS	S	2	2	0	0.0	0.0	1	19	0	0	0	0	0	0	0	0	0	0	0	0	0	0	0	L	14-38	
10/21	at Buccaneers		INACTIVE																							L	23-26+
10/28	at Steelers		INACTIVE																							L	18-33
11/04	CHIEFS	P	1	1	0	0.0	0.0	0	0	0	0	0	0	0	0	0	0	0	0	0	0	0	0	0	L	21-37	
11/11	FALCONS		DID NOT PLAY																							W	28-16
11/25	at Bengals		DID NOT PLAY																							W	35-20
12/02	at Texans		NOT ON ROSTER																							L	13-29
12/09	PANTHERS		NOT ON ROSTER																							W	26-20
12/15	at Broncos		NOT ON ROSTER																							W	17-16
12/23	BENGALS		NOT ON ROSTER																							W	26-18
12/30	at Ravens		NOT ON ROSTER																							L	24-26
2018 TOTALS			6-2	12	10	2	0.0	0.0	1	19	0	1	0	0	0	3	0	0	0	1	1	0	0	0	0	7-9	

+ - Overtime



5-9 212 15TH YEAR

MAY 14, 1983 (AGE 36)

CORAL GABLES, FLORIDA

CORAL GABLES HIGH SCHOOL

MIAMI

ACQUIRED 2019

Signed as a free agent by the Bills on March 14, 2019.

NFL HONORS

AP 2006 2006 2009 2011 2012 2013

SHOUTOUTS

- Ranks fifth in NFL history with 18,544 yards from scrimmage in his career, trailing Jerry Rice (23,540), Emmitt Smith (21,579), Walter Payton (21,264) and Marshall Faulk (19,154).
- Is the only player to record over 1,200 yards from scrimmage in 12 consecutive seasons (2006-17).
- Holds the NFL record with 14 straight seasons of 600+ rushing yards. Also holds league record with 14 straight seasons with 125+ rushing attempts.
- Joins Walter Payton as the only two players in NFL history with over 14,000 rushing yards and 3,500 receiving yards.
- Scored at least five touchdowns in 11 consecutive seasons (2006-16), which is tied for the most consecutive seasons in NFL history.
- Averaged at least 60 yards rushing per game in 12 of his 14 seasons, the second most in NFL history.



FIRST-AND-10

One of the most accomplished running backs in NFL history, **FRANK GORE** signed a one-year contract with the Bills in 2019. Gore, who ranks 4th all-time in rushing yards in league history, entered the NFL as a third round (65th overall) draft pick by the 49ers in 2005. He played his first 10 seasons with San Francisco (2005-14), before spending three years in Indianapolis (2015-17) and one campaign with Miami (2018). He is a 5-time Pro Bowl selection and a 9-time 1,000-yard rusher. Received a key to the City of Miami and was inducted into the University of Miami Sports Hall of Fame in 2018. Recipient of the 2016 Art Rooney Award.

MOST RUSHING YARDS

NFL HISTORY

EMMITT SMITH	WALTER PAYTON	BARRY SANDERS	FRANK GORE
18,355	16,726	15,269	14,748

IF YOU HAVEN'T 'HERD'

GORÉ'S A GIVING BACK

Conducts an annual toy drive in his hometown of Coconut Grove, FL. "I know how it is coming out of that neighborhood," Gore said. "Not everyone is going to have a blessed situation. And it's a blessing for me to be able to do something like this for them."

PERSONAL

Is the son of the late Lizzy Gore, who passed away from a kidney ailment in 2007. His son, Frank Gore Jr., is a senior running back at Killian High School in Miami. Has a French Bulldog named Kenzo.



IF YOU HAVEN'T 'HERD'



HERE'S JOHNNY

Gore's love of football can be traced back to the streets. Not the fields, but the streets of his neighborhood in Coconut Grove, FL. "We had teams on each of our streets and we had to play street football against the other streets in the area," said Gore. "My guy Johnny Ford was a little older than me and I remember him always taking care of me and making sure I was right. He was my mentor growing up. He raised me. He challenged me to make sure I knew I could play with the older kids." Ford and Gore remain close today and Ford's son, Johnny, is currently a running back at South Florida.



GORE'S SECRET SAUCE

Gore cherishes his time working with Pete Bommarito, who owns and operates Bommarito Performance Systems in Miami. "I have worked with him ever since I joined the NFL," said Gore. "He's my guy. His stuff is more specific for me and my position. He works with a lot of NFL players and it's proven. You've got to understand what helps you be successful during the season." That training has been the key to Gore's amazing longevity. "I just always think about how many kids want to go where you want to go, but they don't put in the work. There were definitely better players in my neighborhood growing up."

THE STAMPEDE

FAVORITE CEREAL AS A KID:

Frosted Flakes

PLAYER YOU LEARNED THE MOST FROM IN THE NFL:

Isaac Bruce

FAVORITE CARTOON CHARACTER:

Popeye

PRE-GAME RITUAL:

Listening to Michael Jackson's "I'm Bad" and "Man in the Mirror"

FAVORITE TV SHOW:

Martin

FIRST FOOTBALL TEAM:

Southwest Boys Club at age 5. I didn't start my first year, but scored 8 TDs in my first scrimmage the next year

FAVORITE MUSICAL ARTIST:

Michael Jackson

FAVORITE FOOD:

Any kind of seafood

FAVORITE PLAYER GROWING UP:

Barry Sanders

FAVORITE MOVIE:

Little Giants



MOST MEMORABLE GAME:

Beating Atlanta to go to the Super Bowl

MOST FAMOUS HIGH SCHOOL TEAMMATE:

Jonathan Vilma

FIRST JOB:

Working at a park

IF YOU COULD HAVE ONE SUPERPOWER:

Fly

IF YOU COULD PLAY ANY OTHER SPORT:

3-man for the Miami Heat

SPORTS PLAYED IN HIGH SCHOOL:

Football and basketball

PROUDEST ACHIEVEMENT:

Being a father

FAVORITE LATE NIGHT SNACK:

Chips



FRANK GORE - NFL REGULAR SEASON STATISTICS

DATE	TEAM	GP	GS	RUSHING					RECEIVING				
				NO.	YDS.	AVG.	LG	TD	NO.	YDS	AVG	LG	TD
2005	49ers	14	1	127	608	4.8	72†	3	15	131	8.7	47	0
2006	49ers	16	16	312	1,695	5.4	72	8	61	485	8.0	39	1
2007	49ers	15	15	260	1,102	4.2	43†	5	53	436	8.2	23†	1
2008	49ers	14	14	240	1,036	4.3	41†	6	43	373	8.7	26	2
2009	49ers	14	14	229	1,120	4.9	80†	10	52	406	7.8	48	3
2010	49ers	11	11	203	853	4.2	64	3	46	452	9.8	41	2
2011	49ers	16	15	282	1,211	4.3	55	8	17	114	6.7	13	0
2012	49ers	16	16	258	1,214	4.7	37	8	28	234	8.4	26	1
2013	49ers	16	16	276	1,128	4.1	51	9	16	141	8.8	29	0
2014	49ers	16	16	255	1,106	4.3	52†	4	11	111	10.1	55†	1
2015	Colts	16	16	260	967	3.7	37†	6	34	267	7.9	34	1
2016	Colts	16	16	263	1,025	3.9	22	4	38	277	7.3	49	4
2017	Colts	16	16	261	961	3.7	21	3	29	245	8.4	26	1
2018	Dolphins	14	14	156	722	4.6	39	0	12	124	10.3	24	1
TOTALS		210	196	3382	14,748	4.4	80†	77	455	3,796	8.3	55†	18

FRANK GORE - NFL POSTSEASON STATISTICS

DATE	TEAM	GP	GS	RUSHING					RECEIVING				
				NO.	YDS.	AVG.	LG	TD	NO.	YDS	AVG	LG	TD
2011	49ers	2	2	29	163	5.6	42	0	13	83	6.4	24	0
2012	49ers	3	3	63	319	5.1	33	4	2	48	24.0	45	0
2013	49ers	3	3	48	164	3.4	39	1	3	36	12.0	17	0
TOTALS		8	8	140	646	4.6	42	5	18	167	9.3	45	0

SINGLE-GAME HIGHS: RUSHING/RECEIVING

Rush Attempts 36 at Buffalo Bills, Dec 10, 2017
Rushing Yards 212 vs. Seattle Seahawks, Nov 19, 2006
Longest Runs 80† vs. Seattle Seahawks, Sep 20, 2009
Rushing TDs 2 at Green Bay Packers, Nov 06, 2016
Receptions 11 at Arizona Cardinals, Nov 25, 2007
Receiving Yards 102 at Kansas City Chiefs, Sep 26, 2010

Longest Receptions 55† vs. Philadelphia Eagles, Sep 28, 2014
Receiving TDs 1 at New England Patriots, Sep 30, 2018
All-purpose yards 246 vs. Seattle Seahawks, Sep 20, 2009
Miscellaneous Tackles 1 at Oakland Raiders, Dec 24, 2016
Most TDs 2 at Green Bay Packers, Nov 06, 2016

28

RB

FRANK
GORE

2018 GAME-BY-GAME REGULAR SEASON STATISTICS (DOLPHINS)

DATE	OPPONENT	P/S	RUSHING				RECEIVING				W/L	SCORE
			ATT	YDS	LG	TD	NO	YDS	LG	TD		
09/09	TITANS	S	9	61	21	0	0	0	0	0	W	27-20
09/16	at Jets	S	9	25	8	0	1	19	19	0	W	20-12
09/23	RAIDERS	S	6	12	6	0	0	0	0	0	W	28-20
09/30	at Patriots	S	11	41	14	0	2	16	10	1	L	7-38
10/07	at Bengals	S	12	63	10	0	0	0	0	0	L	17-27
10/14	BEARS	S	15	101	32	0	1	18	18	0	W	31-28+
10/21	LIONS	S	10	29	6	0	1	4	4	0	L	21-32
10/25	at Texans	S	12	53	9	0	1	5	5	0	L	23-42
11/04	JETS	S	20	53	8	0	1	6	6	0	W	13-6
11/11	at Packers	S	13	90	39	0	2	12	8	0	L	12-31
11/25	at Colts	S	14	67	23	0	1	10	10	0	L	24-27
12/02	BILLS	S	8	21	8	0	1	10	10	0	W	21-17
12/09	PATRIOTS	S	12	92	36	0	1	24	24	0	W	34-33
12/16	at Vikings	S	5	14	10	0	0	0	0	0	L	17-41
12/23	JAGUARS		DID NOT PLAY								L	7-17
12/30	at Bills		INJURED RESERVE								L	17-42
2018 TOTALS		14-14	156	722	39	0	12	124	24	1	7-9	
+ - Overtime												

59 DE ELI HAROLD



6-3

255

5TH YEAR



JANUARY 20, 1994 (AGE 25)



VIRGINIA BEACH, VIRGINIA



OCEAN LAKES HIGH SCHOOL



VIRGINIA

ACQUIRED 2019

Signed as a free agent by the Bills on April 10, 2019.

SHOUTOUTS

- Posted a career-high 4 sacks with the Lions in 2018.
- Notched a career-best 2 sacks of Tom Brady in win vs. NE (9/23/18) on Sunday Night Football.
- Also posted a sack of Jimmy Garoppolo against his former squad at SF (9/16/18) and one of Jared Goff vs. LAR (12/2/18).
- During his three seasons with the 49ers (2015-17), accumulated 85 tackles and 5 sacks while playing in all 48 regular season games.
- Registered a career-high 9 tackles for the 49ers at Was. (10/15/17).
- Posted his first career NFL sack and forced fumble at Arz. (11/13/16) vs. Carson Palmer, setting up a 49ers field goal.
- Finished his career at Virginia ranked 11th all-time in sacks with 17.5.
- Racked up a career-high 3 sacks vs. Virginia Tech (11/30/13), the most by a Cavalier in a game since 2008.



FIRST-AND-10

ELI HAROLD signed a one-year deal with the Bills in 2019 after spending the first three seasons of his career (2015-17) with San Francisco and the 2018 season with the Detroit Lions. He was acquired by the Bills in a trade with the 49ers on August 23, 2018. Harold entered the NFL as a third round (79th overall) pick of San Francisco in 2015.

IF YOU HAVEN'T 'HERD'

MARVEL COLLECTION

Harold has an impressive collection of Marvel comics action figures at his home in Florida. "I'm just a nerd," said Harold. "I love collecting Marvel Pop! action figures by Funko. I always collected action figures growing up. It's just something I did. I have them displayed in my spare bedroom. I'm a big Marvel comics fan. I started collecting these Pop figures about 3 years ago."

ZO ON THE WALL

Growing up a fan of the Washington Redskins and their former safety Sean Taylor, Harold had shrines of those two in his room. "Photos, newspaper clippings, magazine covers, you name it," recalled Harold. "In fact, I had a few pictures of Lorenzo Alexander on my wall. He doesn't believe me, man, but he was well represented."

PERSONAL

He and his wife, Kelsey, have a daughter named Zuri. Has two American Bulldogs named Toby and Supreme. Majored in African American studies. Played football, basketball and track (long and triple jump) in high school. Began playing football at 7 years old for the Cook Rams.



IF YOU HAVEN'T 'HERD'



"DON'T TAKE ANYTHING FOR GRANTED"

Harold overcame the loss of his nephew, Forrest, from an enlarged heart, and then his mother, Sheila, from pancreatic cancer less than two months apart when he was 16. "I was so young when she passed," said Harold. "We didn't get to have life conversations that help most kids. I feel like her death inspired me to do something greater. It molded me. I feel like helping others who have gone through it is my purpose in life. I tell the guys all the time don't take your anything for granted. Don't take Mother's Day or birthdays for granted. Make sure to send her a text or call her just to tell her you love her."

GREAT SCOTT

Without a father in his life growing up and after losing his mother to cancer when he was 15, Harold turned to his high school head football coach, Chris Scott, for a lot of guidance and support at such an important age. Scott could relate as his mother died of a heart attack at the age of 42

"If I could vote or handpick someone to be my father, he would be it," said Harold. "He always taught me to not let your circumstances and what you have been through to define you in life. He is an amazing guy."

THE STAMPEDE

FAVORITE CEREAL AS A KID:

Captain Crunch

FAVORITE BUFFALO RESTAURANT:

Picasso's Pizza

FAVORITE TV SHOW:

Hey Arnold

IF YOU COULD HAVE ONE SUPERPOWER :

Black Panther's ability to take bullets

IF YOU COULD ATTEND ANY SPORTING EVENT:

2013 NBA Finals when the Heat beat the Spurs

A SKILL YOU WANT TO LEARN:

How to play the piano

FAVORITE MUSICAL ARTIST:

Drake

FAVORITE MOVIE:

Life

FAVORITE OLYMPIC SPORT TO WATCH:

Track

FAVORITE APP:

SNKRS



FAVORITE VACATION SPOT:

Hawaii

IF YOU COULD TAKE ANY ANIMAL HOME FROM THE ZOO TO BE A PET

Lion

FAVORITE FOOD:

Fried chicken

FIRST JERSEY YOU EVER OWNED:

Stephen Davis Redskins

IF YOU COULD PLAY ANY OTHER SPORT:

Professional gamer

BEST ADVICE RECEIVED:

Never take anything for granted

BIGGEST PET PEEVE:

Bad hygiene

FAVORITE LATE NIGHT SNACK:

Flamin' Hot Cheetos



ELI HAROLD - NFL REGULAR SEASON STATISTICS

DATE	TEAM	GP	GS	TACKLES								INTERCEPTIONS					FUMBLES			ST				MISC		
				TK	S	A	TFL	YDS	SK	YDS	QBH	NO	YDS	LG	TD	PD	FF	FR	YDS	TK	S	A	FF	FR	S	A
2015	49ers	16	1	13	8	5	4	7	0.0	0.0	3	0	0	0	0	0	0	1	8	1	0	1	0	0	0	0
2016	49ers	16	13	37	23	14	3	3	3.0	5.0	6	0	0	0	0	0	0	1	1	19	0	0	0	0	0	
2017	49ers	16	10	34	26	8	5	21	2.0	14.0	4	0	0	0	0	0	0	0	0	0	0	0	0	0	0	
2018	Lions	13	0	9	7	2	4	33	4.0	33.0	5	0	0	0	0	1	0	0	0	0	1	1	0	0	0	
TOTALS		61	24	93	64	29	16	64	9.0	52.0	18	0	0	0	0	1	1	2	27	2	1	1	0	0	0	

SINGLE-GAME HIGHS: DEFENSIVE

Total Tackles 9 at Washington Redskins, Oct 15, 2017
Sacks 2.0 vs. New England Patriots, Sep 23, 2018
Passes Defensed 1 vs. Los Angeles Rams, Dec 02, 2018
Forced Fumbles 1 at Arizona Cardinals, Nov 13, 2016

Fumble Recoveries 1 at Carolina Panthers, Sep 18, 2016
Tackles For Loss 2 vs. New England Patriots, Sep 23, 2018
Special Teams Tackles 1 at Arizona Cardinals, Dec 09, 2018

2018 GAME-BY-GAME REGULAR SEASON STATISTICS (LIONS)

DATE	OPP		TACKLES								INTERCEPTIONS					FUMBLES			ST				MISC		W/L	SCORE	
			TK	S	A	SK	YDS	TFL	YDS	QBH	NO	YDS	LG	TD	PD	FF	FR	YDS	TK	S	A	FF	FR	S			A
09/10	JETS	P	1	1	0	0.0	0.0	0	0	0	0	0	0	0	0	0	0	0	0	0	0	0	0	0	0	L	17-48
09/16	at 49ers	P	1	1	0	1.0	10.0	1	10	1	0	0	0	0	0	0	0	0	0	0	0	0	0	0	0	L	27-30
09/23	PATRIOTS	P	3	3	0	2.0	13.0	2	13	2	0	0	0	0	0	0	0	0	0	0	0	0	0	0	W	26-10	
09/30	at Cowboys	P	0	0	0	0.0	0.0	0	0	0	0	0	0	0	0	0	0	0	0	0	0	0	0	0	L	24-26	
10/07	PACKERS		INACTIVE																				W	31-23			
10/21	at Dolphins	P	0	0	0	0.0	0.0	0	0	0	0	0	0	0	0	0	0	0	0	0	0	0	0	0	W	32-21	
10/28	SEAHAWKS	P	0	0	0	0.0	0.0	0	0	0	0	0	0	0	0	0	0	0	0	0	0	0	0	0	L	14-28	
11/04	at Vikings	P	0	0	0	0.0	0.0	0	0	0	0	0	0	0	0	0	0	0	0	0	0	0	0	0	L	9-24	
11/11	at Bears		INACTIVE																				L	22-34			
11/18	PANTHERS		DID NOT PLAY (NON-INJURY)																				W	20-19			
11/22	BEARS	P	0	0	0	0.0	0.0	0	0	0	0	0	0	0	0	0	0	0	0	0	0	0	0	0	L	16-23	
12/02	RAMS	P	2	1	1	1.0	10.0	1	10	1	0	0	0	0	1	0	0	0	0	0	0	0	0	0	L	16-30	
12/09	at Cardinals	P	2	1	1	0.0	0.0	0	0	0	0	0	0	0	0	0	0	1	1	0	0	0	0	0	W	17-3	
12/16	at Bills	P	0	0	0	0.0	0.0	0	0	0	0	0	0	0	0	0	0	0	0	0	0	0	0	0	L	13-14	
12/23	VIKINGS	P	0	0	0	0.0	0.0	0	0	0	0	0	0	0	0	0	0	0	0	0	0	0	0	0	L	9-27	
12/30	at Packers	P	0	0	0	0.0	0.0	0	0	1	0	0	0	0	0	0	0	0	0	0	0	0	0	0	W	31-0	
2018 TOTALS			13-0	9	7	2	4.0	33.0	4	33	5	0	0	0	1	0	0	1	1	0	0	0	0	0	6-10		

4

K

STEPHEN
HAUSCHKA

6-4

210

12TH YEAR

JUNE 29, 1985 (AGE 33)



NEEDHAM, MASSACHUSETTS



NEEDHAM HIGH SCHOOL

MIDDLEBURY
MIDDLEBURY COLLEGE

ACQUIRED 2017

Joined the Bills via free agency on
March 9, 2017.

SHOUTOUTS

- Converted on his 17th consecutive field goal vs. NYJ (12/9/18), which marked the longest streak by a Bills K since Rian Lindell's 18 in 2007.
- Named AFC Special Teams Player of the Week by the NFL following week 10 of the 2018 season.
- On a 47-yard attempt vs. NE (10/29/18), Hauschka became the 10th active player to accumulate 1,000 points.
- Finished the 2018 season at 46th all-time in the NFL for FGs made with 242.
- With three seconds left in the fourth quarter, Hauschka made a 46-yard FG in order to lead the Bills to a 13-12 comeback victory vs. Ten. (10/7/18).
- Recorded a 56-yard FG at KC (11/26/17), his longest since he made a 58-yard FG with Seattle in 2014.
- Named AFC Special Teams Player of the Week following both weeks 3 and 4 in the 2017 season.
- Was the first kicker in NFL history with consecutive games with multiple 53-plus yard field goals (vs. Den., 9/24/17, at ATL, 10/1/17).



FIRST-AND-10

STEPHEN HAUSCHKA joined the Buffalo Bills after spending time with six NFL teams, most recently with the Seattle Seahawks. Hauschka entered the league when he signed as an undrafted free agent with the Minnesota Vikings in 2008. Before joining the NFL, Hauschka played his collegiate career at Middlebury College and North Carolina State University.

IF YOU HAVEN'T 'HERD'

LATE TO THE GAME

Stephen Hauschka was 19-years old before he took his first snap on the football field. Hauschka joined the football team at Middlebury College his sophomore year after playing soccer and lacrosse earlier in his career. He set school records for field goals made in a season and a career.

He then transferred to North Carolina State for his final year of eligibility, where he led the ACC with an 88.9 field goal percentage. In 2008, he signed with the Minnesota Vikings as an undrafted free agent. He became the first NFL player produced by Middlebury since 1926. Since then, Hauschka has played for six different NFL teams, acquiring a Super Bowl win with the Seattle Seahawks during that time.

PERSONAL

Stephen Hauschka is married to his wife Lindsey, and the two of them are parents to son Jones. They have two dogs: a pug chihuahua and an Australian Shepard poodle mix. Hauschka graduated with a degree in neuroscience from Middlebury College, where he also played soccer and lacrosse.

@STEPHENHAUSCKA4

@STEPHENHAUSCHKA4



IF YOU HAVEN'T 'HERD'



A DIFFERENT CAREER

Stephen Hauschka's football career almost never materialized. After college, he had a choice to make: attend dental school or continue to pursue a career in football. Going into dentistry would have made sense, as his mother Barbara is a dentist. Though accepted into dental school, he chose the latter.

"I applied to dental school and I had to decide whether to try to keep playing football or go to dental school. I obviously chose football."



AMBITION IN THE FAMILY

Hauschka and his wife, Lindsey, met while they were both attending Middlebury College. While Hauschka excelled on the field, he was accomplished off the field as well, completing a degree in Neuroscience. Lindsey would complete her degree at the same time, before heading off to law school at Boston College. The two know the importance of staying in school and have found great success in their pursuits. "He did a program through the NFL at Harvard Business School and he really enjoyed it."

THE
STAMPEDE

FAVORITE TV SHOW:

Planet Earth

FAVORITE MUSICAL ARTIST:

Jack Johnson

FIRST JOB:

Soccer referee

BIGGEST OBSTACLE YOU'VE
HAD TO OVERCOME:

Self doubt

FAVORITE BOOK:

The Power of Now

PROUDEST ACHIEVEMENT:

Starting a family

BEST ADVICE GIVEN:

Stay in school

HOBBIES:

Golfing and gardening

FAVORITE MOVIE:

Avatar

FAVORITE SPORTS MEMORY
AS A FAN:

Watching the USA men's soccer team beat Portugal in the 2014 World Cup in Brazil

FIRST JERSEY OWNED:

Andy Moog

MOST MEMORABLE GAME
YOU'VE BEEN A PART OF:

Super Bowl XLVIII

FAVORITE OLYMPIC SPORT:

Table Tennis

NICKNAMES:

NC State coach called him the Polish Rifle

BUCKET LIST ITEM:

Hike to see the gorillas in Rwanda

IF YOU COULD PLAY
ANOTHER SPORT:

Golf

FAVORITE TEAMS
GROWING UP:

Team USA soccer

PRE-GAME RITUALS:

Visualization and pilates warm up

GUILTY PLEASURE SNACK:

Corn tortilla chips with guac



STEPHEN HAUSCHKA - NFL REGULAR SEASON STATISTICS

DATE	TEAM	GP	FGM	FGA	PCT.	LG	XP	XPA	PCT.	BLK	PTS
2008	Ravens	8	1	2	50.0	54	0	0	0.0	0	3
2009	Ravens	9	9	13	69.2	44	27	28	96.4	0	54
2009	Falcons	0	0	0	0.0	0	0	0	0.0	0	0
2009	TOTAL	9	9	13	69.2	44	27	28	96.4	0	54
2010	Broncos	4	6	7	85.7	46	10	10	100.0	0	28
2011	Seahawks	16	25	30	83.3	52	34	34	100.0	2	109
2012	Seahawks	16	24	27	88.9	52	46	48	95.8	1	118
2013	Seahawks	16	33	35	94.3	53	44	44	100.0	1	143
2014	Seahawks	16	31	37	83.8	58	41	41	100.0	2	134
2015	Seahawks	16	29	31	93.5	54	40	44	90.9	1	127
2016	Seahawks	16	33	37	89.2	53	29	35	82.9	1	128
2017	Bills	16	29	33	87.9	56	29	29	100.0	0	116
2018	Bills	16	22	28	78.6	54	26	27	96.3	1	92
TOTALS		149	242	280	86.4	58	326	340	95.9	9	1,052

STEPHEN HAUSCHKA - NFL POSTSEASON STATISTICS

DATE	TEAM	GP	FGM	FGA	PCT.	LG	XP	XPA	PCT.	BLK	PTS
2008	Ravens	3	0	0	0.0	0	0	0	0.0	0	0
2012	Seahawks	1	3	3	100.0	32	1	1	100.0	0	10
2013	Seahawks	3	8	8	100.0	49	9	9	100.0	0	33
2014	Seahawks	3	2	2	100.0	37	9	9	100.0	0	15
2015	Seahawks	2	2	3	66.7	46	4	4	100.0	0	10
2016	Seahawks	2	4	4	100.0	43	4	5	80.0	0	16
2017	Bills	1	1	1	100.0	31	0	0	0.0	0	3
TOTALS		15	20	21	95.2	49	27	28	96.4	0	87

REGULAR SEASON FIELD-GOAL ACCURACY

DATE	TEAM	1-19	PCT.	20-29	PCT.	30-39	PCT.	40-49	PCT.	50+	PCT.
2008	Ravens	0-0	0.0	0-0	0.0	0-0	0.0	0-0	0.0	1-2	50.0
2009	Ravens	0-0	0.0	1-1	100.0	5-7	71.4	3-5	60.0	0-0	0.0
2009	Falcons	0-0	0.0	0-0	0.0	0-0	0.0	0-0	0.0	0-0	0.0
2009	TOTAL	0-0	0.0	1-1	100.0	5-7	71.4	3-5	60.0	0-0	0.0
2010	Broncos	0-0	0.0	1-1	100.0	3-3	100.0	2-3	66.7	0-0	0.0
2011	Seahawks	2-2	100.0	5-6	83.3	9-10	90.0	7-8	87.5	2-4	50.0
2012	Seahawks	1-1	100.0	7-7	100.0	10-10	100.0	5-5	100.0	1-4	25.0
2013	Seahawks	0-0	0.0	10-11	90.9	9-9	100.0	11-12	91.7	3-3	100.0
2014	Seahawks	0-0	0.0	10-10	100.0	10-10	100.0	9-13	69.2	2-4	50.0
2015	Seahawks	0-0	0.0	9-9	100.0	7-7	100.0	7-9	77.8	6-6	100.0
2016	Seahawks	0-0	0.0	11-13	84.6	13-13	100.0	8-10	80.0	1-1	100.0
2017	Bills	0-0	0.0	6-6	100.0	9-9	100.0	7-9	77.8	7-9	77.8
2018	Bills	0-0	0.0	3-3	100.0	8-8	100.0	7-10	70.0	4-7	57.1
TOTALS		3-3	100.0	63-67	94.0	83-86	96.5	66-84	78.6	27-40	67.5



SINGLE-GAME HIGHS: KICKER

Field Goals Made 5 vs. Baltimore Ravens, Nov 13, 2011
Field Goal Attempts 5 vs. New York Jets, Dec 09, 2018
Longest Field Goals Made 58 at Carolina Panthers, Oct 26, 2014

PATs Made 7 vs. Arizona Cardinals, Dec 09, 2012
PAT Attempts 7 vs. Arizona Cardinals, Dec 09, 2012
Points 16 vs. Carolina Panthers, Dec 04, 2016

2018 GAME-BY-GAME REGULAR SEASON STATISTICS (BILLS)

DATE	OPPONENT		FIELD GOALS				EXTRA POINTS				PTS	W/L	SCORE
			FGM	FGA	PCT	LG	XP	XPA	PCT	BLK			
09/09	at Ravens	P	1	2	50.0	35	0	0	0.0	0	3	L	3-47
09/16	CHARGERS	P	2	2	100.0	43	2	2	100.0	0	8	L	20-31
09/23	at Vikings	P	2	2	100.0	50	3	3	100.0	0	9	W	27-6
09/30	at Packers	P	0	0	0.0	0	0	0	0.0	0	0	L	0-22
10/07	TITANS	P	2	2	100.0	46	1	1	100.0	0	7	W	13-12
10/14	at Texans	P	2	2	100.0	52	1	1	100.0	0	7	L	13-20
10/21	at Colts	P	1	1	100.0	34	0	0	0.0	0	3	L	5-37
10/29	PATRIOTS	P	2	2	100.0	51	0	0	0.0	0	6	L	6-25
11/04	BEARS	P	1	1	100.0	41	1	1	100.0	0	4	L	9-41
11/11	at Jets	P	2	2	100.0	54	5	5	100.0	0	11	W	41-10
11/25	JAGUARS	P	1	1	100.0	22	3	3	100.0	0	6	W	24-21
12/02	at Dolphins	P	1	2	50.0	32	0	1	0.0	0	3	L	17-21
12/09	JETS	P	3	5	60.0	36	2	2	100.0	0	11	L	23-27
12/16	LIONS	P	0	0	0.0	0	2	2	100.0	0	2	W	14-13
12/23	at Patriots	P	2	3	66.7	41	0	0	0.0	0	6	L	12-24
12/30	DOLPHINS	P	0	1	0.0	0	6	6	100.0	0	6	W	42-17
2018 TOTALS			16	22	78.6	54	26	27	96.3	0	92	6-10	

55 DE JERRY HUGHES



6-2 254 10TH YEAR

AUGUST 13, 1988 (AGE 30)



SUGAR LAND, TEXAS



STEPHEN F. AUSTIN HIGH SCHOOL



TCU

TCU

ACQUIRED 2013

Traded from Indianapolis on April 29, 2013 for LB Kelvin Sheppard.

SHOUTOUTS

- Enters 2019 season with a streak of 115 consecutive games played, the second-longest among active NFL defensive ends (Cameron Jordan has 128).
- Ranks 7th all-time in Bills history with 42 sacks (Mario Williams is ranked 6th with 43).
- Led the Bills with 7 sacks and 18 QB pressures in 2018. Also tied a career high with 3 forced fumbles.
- With back-to-back double-digit sack seasons in 2013 and 2014, became the 4th player in franchise history to do so joining Bruce Smith (1986-1990, 1992-98), Aaron Schobel (2005-06) and Mario Williams (2012-14).
- Posted 8 games of 2+ sacks in his career, the last at Car. (9/17/17).
- Forced and recovered a fumble by RB Terrance West and returned it 18 yards for his first career TD vs. Cle. (11/30/14).
- Led the nation with 15 sacks at TCU in 2008 and finished his career ranked 2nd in school history with 28.5 sacks behind Aaron Schobel's 31.



FIRST-AND-10

JERRY HUGHES is in his seventh season in Buffalo after being acquired in a trade with Indianapolis in 2013. He entered the NFL as a first round pick (31st overall) of the Colts in 2010. A dynamic pass rusher, Hughes has registered a team-high 42 sacks and 12 forced fumbles since 2013. He signed a two-year contract extension on May 21, 2019 that will keep him in Buffalo until 2021.

IF YOU HAVEN'T 'HERD'

NEW SIDE OF BALL

After rushing for 1,412 yards and 19 touchdowns as a senior in high school, Hughes was recruited as a running back. He instead chose to attend TCU to join Gary Patterson's squad as an "athlete." Not knowing what that completely meant, Hughes showed up to his locker one day to find a jersey with the number 98 on it. "I thought it meant I was redshirted or something," recalled Hughes. "I had no idea I was going to play defensive end. Heck, I never played defense before in my life. Ever. What coach told me was that I have a better shot at playing 10 years in the NFL as a defensive end than maybe like three years as a running back. So I had to put some weight on my 210-pound body and the rest is history."

Hughes went on to finish his career at TCU ranked 2nd in school history with 28.5 sacks.

PERSONAL

He and his wife, Meghan, have a son, J.R., and a daughter, Hayden. Parents are Jerry and Pam Hughes. Has a German Shepherd named CeCe. Earned a degree in communications.

@IAM_JERRYHUGHES

@IAM_JERRYHUGHES



IF YOU HAVEN'T 'HERD'



TEXAS TEA TIME FOR HUGHES

Hughes is proud of his investment and promotions in Texas Tea, a Texas-based beverage product that has other big-named investors like Robert Griffin III, Brian Orakpo and Demi Lovato. Hughes and Griffin were even featured on a limited-edition bottle prior to a TCU-Baylor rivalry game in 2013.

"I love that it has all natural flavors and that all the ingredients are home grown in the state of Texas," said Hughes. "It's an organic and less sugary tea that's really good. I'm proud that it's a Texas-based product and an American based company."



SNOW DOGS

"In my first year in Buffalo, we lived downtown and not used to the amount of snow we were getting," said Hughes. "We let our dogs outside, but the snow was so high, the dogs were able to jump over the fence. They were gone. We were so upset. I honestly felt like we wouldn't see them again. A day later, CeCe, our German Shepherd, was picked up by a snow plow and he called us. Our husky, Mia, was gone for over two days but somehow she found her way back on her own. She smelled very sweet. I think she found her way over to the General Mills factory!" Mia, unfortunately, passed away from cancer in June.

THE STAMPEDE

FAVORITE OLYMPIC SPORT:

Track and field

FIRST JOB GROWING UP:

Moving company

BIGGEST PET PEEVE:

Clutter

MOST UNIQUE HOBBY:

Playing baseball. I still go to the batting cages to see if I still got it. Baseball was my first love growing up.

FAVORITE MOVIE:

Training Day

FAVORITE CARTOON CHARACTER:

Teenage Mutant Ninja Turtles

FAVORITE LATE NIGHT SNACK:

Apples and peanut butter

FAVORITE VACATION SPOT:

London

NFL PLAYERS YOU HAVE LEARNED THE MOST FROM:

Dwight Freeney and Robert Mathis

TOP BUCKET LIST ITEM:

Go into a shark tank



IF YOU COULD ATTEND ANY SPORTING EVENT:

Wimbledon

FIRST JERSEY OWNED:

Warren Moon, Oilers

IF YOU COULD HAVE ONE SUPERPOWER:

Regenerate like Wolverine

A SKILL YOU WOULD LIKE TO LEARN:

Play guitar, play piano, and to speak Spanish

IF YOU COULD PLAY ANOTHER SPORT:

Forward for Liverpool

MOST UNIQUE ITEM PURCHASED ON INTERNET:

Segways. I use them to take out the trash

MOST FAMOUS PERSON IN CELL PHONE CONTACTS:

LaDainian Tomlinson



JERRY HUGHES - NFL REGULAR SEASON STATISTICS

DATE	TEAM	GP	GS	TACKLES								INTERCEPTIONS					FUMBLES			ST												
				TK	S	A	TFL	YDS	SK	YDS	QBH	NO	YDS	LG	TD	PD	FF	FR	YDS	TK	S	A	FF	FR								
2010	Colts	12	0	6	6	0	1	0	0.0	0.0	1	0	0	0	0	0	0	0	0	0	0	0	0	0	0	0	0	0	0	0	0	0
2011	Colts	12	1	9	4	5	0	0	1.0	5.0	1	0	0	0	0	0	0	0	0	0	0	0	0	6	2	4	0	0	0	0	0	0
2012	Colts	16	6	34	23	11	7	0	4.0	18.0	10	0	0	0	0	1	0	0	0	0	0	0	7	6	1	0	0	0	0	0	0	
2013	Bills	16	1	42	30	12	9	59	10.0	65.5	18	0	0	0	0	2	2	0	0	4	2	2	0	0	0	0	0	0	0	0	0	
2014	Bills	16	16	53	36	17	13	70	10.0	64.0	20	0	0	0	0	0	3	1	18	0	0	0	0	0	0	0	0	0	0	0	0	
2015	Bills	16	16	52	37	15	8	53	5.0	63.0	12	0	0	0	0	4	2	1	2	0	0	0	0	0	0	0	0	0	0	0	0	
2016	Bills	16	15	48	31	17	8	60	6.0	56.0	11	0	0	0	0	3	1	0	0	0	0	0	0	0	0	0	0	0	0	0	0	
2017	Bills	16	16	44	28	16	12	48	4.0	24.0	11	0	0	0	0	0	1	0	0	0	0	0	0	0	0	0	0	0	0	0	0	
2018	Bills	16	16	37	30	7	13	52	7.0	42.5	18	0	0	0	0	1	3	0	0	0	0	0	0	0	0	0	0	0	0	0	0	
TOTALS		136	87	325	225	100	71	342	47.0	338.0	102	0	0	0	0	11	12	2	20	17	10	7	0	0	0	0	0	0	0	0	0	

SINGLE-GAME HIGHS: DEFENSIVE

Total Tackles 9 vs. Cincinnati Bengals, Oct 13, 2013
Sacks 2.0 at Carolina Panthers, Sep 17, 2017
Passes Defensed 2 at Miami Dolphins, Sep 27, 2015
Forced Fumbles 1 at Houston Texans, Oct 14, 2018

Fumble Recoveries 1 vs. Miami Dolphins, Nov 08, 2015
Tackles For Loss 3 at Green Bay Packers, Sep 30, 2018
Special Teams Tackles 3 vs. Green Bay Packers, Oct 07, 2012

2018 GAME-BY-GAME REGULAR SEASON STATISTICS (BILLS)

DATE	OPP	TK	S	A	SK	YDS	TFL	YDS	QBH	INTERCEPTIONS					FUMBLES			ST				SCORE									
										NO	YDS	LG	TD	PD	FF	FR	YDS	TK	S	A	FF		FR	W/L							
09/09	at Ravens	S	2	2	0	0.0	0.0	0	0	1	0	0	0	0	0	0	0	0	0	0	0	0	0	0	0	L	3-47				
09/16	CHARGERS	S	6	5	1	1.0	9.0	1	9	3	0	0	0	0	0	0	0	0	0	0	0	0	0	0	0	L	20-31				
09/23	at Vikings	S	1	1	0	1.0	2.0	0	0	2	0	0	0	0	0	1	0	0	0	0	0	0	0	0	0	W	27-6				
09/30	at Packers	S	5	5	0	0.0	0.0	3	6	0	0	0	0	0	0	0	0	0	0	0	0	0	0	0	0	L	0-22				
10/07	TITANS	S	4	4	0	1.0	3.0	1	0	1	0	0	0	0	0	1	0	0	0	0	0	0	0	0	0	W	13-12				
10/14	at Texans	S	3	1	2	1.5	6.0	0	0	3	0	0	0	0	0	1	0	0	0	0	0	0	0	0	0	L	13-20				
10/21	at Colts	S	1	1	0	0.0	0.0	1	0	0	0	0	0	0	0	0	0	0	0	0	0	0	0	0	0	L	5-37				
10/29	PATRIOTS	S	0	0	0	0.0	0.0	0	0	1	0	0	0	0	0	0	0	0	0	0	0	0	0	0	0	L	6-25				
11/04	BEARS	S	3	3	0	0.0	0.0	2	9	0	0	0	0	0	0	0	0	0	0	0	0	0	0	0	0	L	9-41				
11/11	at Jets	S	3	2	1	1.0	8.0	2	15	2	0	0	0	0	1	0	0	0	0	0	0	0	0	0	0	W	41-10				
11/25	JAGUARS	S	2	1	1	0.5	5.5	0	0	3	0	0	0	0	0	0	0	0	0	0	0	0	0	0	0	W	24-21				
12/02	at Dolphins	S	1	1	0	0.0	0.0	1	2	1	0	0	0	0	0	0	0	0	0	0	0	0	0	0	0	L	17-21				
12/09	JETS	S	3	2	1	0.0	0.0	1	2	0	0	0	0	0	0	0	0	0	0	0	0	0	0	0	0	L	23-27				
12/16	LIONS	S	0	0	0	0.0	0.0	0	0	0	0	0	0	0	0	0	0	0	0	0	0	0	0	0	0	W	14-13				
12/23	at Patriots	S	2	1	1	0.0	0.0	0	0	0	0	0	0	0	0	0	0	0	0	0	0	0	0	0	0	L	12-24				
12/30	DOLPHINS	S	1	1	0	1.0	9.0	1	9	1	0	0	0	0	0	0	0	0	0	0	0	0	0	0	0	W	42-17				
2018 TOTALS		16-16	37	30	7	7.0	42.5	13	52	18	0	0	0	0	1	3	0	0	0	0	0	0	0	0	0	6-10					

23

S

MICAH
HYDE

6-0

197

7TH YEAR

DECEMBER 31, 1990 (AGE 28)



FOSTORIA, OHIO



FOSTORIA HIGH SCHOOL



IOWA

ACQUIRED 2017

Signed as a free agent by the Bills on March 9, 2017.

NFL HONORS



AP

2017

2017

SHOUTOUTS

- Recovered a fumble at NE (12/23/18).
- Intercepted a pass from Josh McCown at NYJ (11/11/18) and Ryan Tannehill at Mia. (12/2/18).
- His teams are 11-3 when he records an INT, including a 4-2 mark in Buffalo.
- Tied for 5th in the NFL with a career-high five interceptions in 2017.
- He and fellow safety Jordan Poyer combined for 10 interceptions in 2017 - tops among all safety duos in the NFL.
- Is one of five safeties in the NFL since 2013 with 12+ INTs and 4+ sacks, joining Reshad Jones, Harrison Smith, Malcolm Jenkins, and Antoine Bethea.
- Tied with Desmond Howard and Will Blackmon for first in Packers history with three career punt returns for a touchdown.
- Became the first defensive back in Packers since 1982 to register a sack in each of his first three seasons.



FIRST-AND-10

MICAH HYDE signed a five-year contract with the Bills in 2017 as an unrestricted free agent after spending his first four NFL seasons in Green Bay. Hyde made the most of his first season in Buffalo in 2017, earning his first career Pro Bowl berth and 2nd-team All-Pro honors. Hyde was a 5th round pick of the Packers in 2013.

IF YOU HAVEN'T 'HERD'

COUNTED OUT

"I have always been overlooked." And it's something Hyde takes a lot of pride in and it fuels his desire to be the best. Recruited only by Iowa and MAC schools, he committed to Iowa on the last day of the signing period.

"When I was a free agent, Buffalo was the only team that was interested. It all keeps me working. I'm never the one to look for pats on the back."

MOST INTERCEPTIONS

BY A SAFETY SINCE 2014

REGGIE NELSON	20
MIKE ADAMS	17
GLOVER QUIN	16
MICAH HYDE	15
HARRISON SMITH	15

PERSONAL

He and his wife, Amanda, were married on July 7, 2018. Son of Pamela Moore and his stepfather Clayton Moore. His brother, Marcus, was a safety at Michigan State from 2007-10. In high school, earned first-team, all-state honors as a quarterback. Graduated with a degree in recreation and sports business.

@MICAH_HYDE

@MICAH_HYDE



IF YOU HAVEN'T 'HERD'



IMAGINE FOR YOUTH FOUNDATION

Took an idea that began as part of a class project in college and started the IMagINe for Youth Foundation, an organization that collected sporting goods and donated them to local charities in Iowa. The foundation has continued on with its work in other states. "I believe sports are a gateway to learning how to be successful in life," said Hyde. [imagineforyouth.org]

BENEFITING BUFFALO

Hyde hosted a charity softball game in June 2019 to support his IMagINe for Youth Foundation, while also helping him and his teammates grow closer together. The game generated more than \$40,000 which will be given back to the Buffalo community. The two teams pitted the offense against the defense, with the defense emerging victorious 8-7.

HYDE'S GREEN THUMB

Growing up in a single family home, Hyde was mentored by a family friend, Ken Watson (pictured with Hyde above), who operated a farm in Tiffin, Ohio. Micah worked for Watson at that farm. "He taught me the value of the dollar and what hard work can do for you. I'd wake up early in the morning and do all sorts of jobs like baling straw, moving boulders, and cutting down trees."

It would not be a stretch to drive by Hyde's house now and see him outside gardening, mulching, or planting. "I'm really meticulous about how everything looks outside. I take a great deal of pride in that. Honestly, being so detail-oriented correlates with how I try to live my life as a whole. I learned those skills and other life lessons from working on that farm."

THE STAMPEDE

FIRST JERSEY OWNED:

Terrell Davis

TOP ITEMS ON YOUR BUCKET LIST:

Travel to Australia and go on a safari in Africa

ADVICE TO YOUNGER-SELF:

Stay the course and grind

FAVORITE BUFFALO-AREA RESTAURANT:

Mangia

BEST ADVICE EVER RECEIVED:

You only get one chance to make a good first impression

FAVORITE PLAYERS:

Deion Sanders and Champ Bailey

FAVORITE MOVIE:

The Shawshank Redemption



BIGGEST PET PEEVE:

Hearing people chew gum

MOST FAMOUS CELL PHONE CONTACT:

Tre'Davious White

BEST PLAYER YOU FACED:

Calvin Johnson

FAVORITE FOOD:

Mexican

FAVORITE APP:

Google Home

INTERESTING FACT:

His grandfather was awarded the Knight of the Legion of Honor medal, France's highest honor



MICAH HYDE - NFL REGULAR SEASON STATISTICS

DATE	TEAM	GP	GS	TACKLES								INTERCEPTIONS					FUMBLES			ST				
				TK	S	A	TFL	YDS	SK	YDS	QBH	NO	YDS	LG	TD	PD	FF	FR	YDS	TK	S	A	FF	FR
2013	Packers	16	3	47	34	13	2	5	1.0	10.0	0	0	0	0	2	1	0	0	0	7	6	1	0	1
2014	Packers	16	12	57	43	14	2	8	1.0	7.0	1	2	9	9	0	7	0	0	0	3	3	0	0	0
2015	Packers	15	7	50	46	4	1	3	1.0	3.0	1	3	36	34	0	6	0	1	0	5	5	0	0	1
2016	Packers	16	11	56	45	11	3	10	1.0	6.0	2	3	11	11	0	9	0	1	0	2	2	0	0	1
2017	Bills	16	16	82	65	17	2	9	0.0	0.0	0	5	64	37	0	13	0	0	0	0	0	0	0	0
2018	Bills	15	15	57	41	16	1	2	0.0	0.0	0	2	16	16	0	5	0	1	9	1	0	1	0	0
TOTALS		94	64	349	274	75	11	37	4.0	26.0	4	15	136	37	0	42	1	3	9	18	16	2	0	3

SINGLE-GAME HIGHS: DEFENSIVE

Total Tackles 12 vs. New England Patriots, Dec 03, 2017

Sacks 1.0 vs. New York Giants, Oct 09, 2016

Passes Defensed 3 at Chicago Bears, Dec 18, 2016

Forced Fumbles 1 at Baltimore Ravens, Oct 13, 2013

Fumble Recoveries 1 at New England Patriots, Dec 23, 2018

Tackles For Loss

Interceptions

Special Teams Tackles

Special Teams Fumble Recoveries

1 vs. Miami Dolphins, Dec 30, 2018

2 at Atlanta Falcons, Oct 01, 2017

2 vs. Cleveland Browns, Oct 20, 2013

1 vs. Minnesota Vikings, Dec 24, 2016

2018 GAME-BY-GAME REGULAR SEASON STATISTICS (BILLS)

DATE	OPP		TACKLES								INTERCEPTIONS					FUMBLES			ST				W/L	SCORE		
			TK	S	A	SK	YDS	TFL	YDS	QBH	NO	YDS	LG	TD	PD	FF	FR	YDS	TK	S	A	FF			FR	
09/09	at Ravens	S	3	2	1	0.0	0.0	0	0	0	0	0	0	0	0	0	0	0	0	0	0	0	0	0	L	3-47
09/16	CHARGERS	S	3	2	1	0.0	0.0	0	0	0	0	0	0	0	0	0	0	0	0	0	0	0	0	0	L	20-31
09/23	at Vikings	S	8	7	1	0.0	0.0	0	0	0	0	0	0	0	1	0	0	0	0	0	0	0	0	0	W	27-6
09/30	at Packers	S	1	1	0	0.0	0.0	0	0	0	0	0	0	0	0	0	0	0	0	0	0	0	0	0	L	0-22
10/07	TITANS		INACTIVE																			W	13-12			
10/14	at Texans	S	3	1	2	0.0	0.0	0	0	0	0	0	0	0	0	0	0	0	0	0	0	0	0	0	L	13-20
10/21	at Colts	S	5	5	0	0.0	0.0	0	0	0	0	0	0	0	0	0	0	0	0	0	0	0	0	0	L	5-37
10/29	PATRIOTS	S	6	5	1	0.0	0.0	0	0	0	0	0	0	0	0	0	0	0	0	0	0	0	0	0	L	6-25
11/04	BEARS	S	1	0	1	0.0	0.0	0	0	0	0	0	0	0	1	0	0	0	0	0	0	0	0	0	L	9-41
11/11	at Jets	S	2	0	2	0.0	0.0	0	0	0	1	16	16	0	1	0	0	0	0	0	0	0	0	0	W	41-10
11/25	JAGUARS	S	3	2	1	0.0	0.0	0	0	0	0	0	0	0	0	0	0	0	0	0	0	0	0	0	W	24-21
12/02	at Dolphins	S	4	3	1	0.0	0.0	0	0	0	1	0	0	0	1	0	0	0	0	0	0	0	0	0	L	17-21
12/09	JETS	S	2	2	0	0.0	0.0	0	0	0	0	0	0	0	0	0	0	0	0	0	0	0	0	0	L	23-27
12/16	LIONS	S	5	5	0	0.0	0.0	0	0	0	0	0	0	0	0	0	0	0	0	0	0	0	0	0	W	14-13
12/23	at Patriots	S	8	4	4	0.0	0.0	0	0	0	0	0	0	0	0	0	1	9	0	0	0	0	0	0	L	12-24
12/30	DOLPHINS	S	3	2	1	0.0	0.0	1	2	0	0	0	0	0	1	0	0	0	1	0	1	0	0	0	W	42-17
2018 TOTALS			15-15	57	41	16	0.0	0.0	1	2	0	2	16	16	0	5	0	1	9	1	0	1	0	0	6-10	

6

QB

TYREE
JACKSON

6-7

249

ROOKIE



NOVEMBER 7, 1997 (AGE 21)



NORTON SHORES, MICHIGAN



MONA SHORES HIGH SCHOOL




BUFFALO

ACQUIRED 2019

Signed by the Bills as an undrafted free agent in 2019.

SHOUTOUTS

- Over his three-year career at University of Buffalo, completed 533 of 955 passing attempts for 6999 yards and 49 touchdowns.
- During college, averaged 223.6 passing yards per game.
- Rushed for 757 yards and 16 touchdowns during his three years as a Bull.
- Named the 2018 MAC Offensive Player of the Year.
- First player in Bulls' history named to the Davey O'Brien National Quarterback Award preseason watch list in 2018.
- Led the MAC in passing yards (3131) and passing touchdowns (28) during the 2018 season.
- Threw for a career-high 406 yards against Bowling Green (11/7/17).
- Completed a career-high 6 passing touchdowns on only 189 yards against Delaware State (9/1/18).
- His 3292 total yards in 2018 ranked second in the MAC.



FIRST-AND-10

TYREE JACKSON joined the Buffalo Bills in 2019 after a three-year career at University of Buffalo. A Michigan native, Jackson entered the NFL as an undrafted free agent to the Bills.

IF YOU HAVEN'T 'HERD'

MOVING ON UP

Throughout his entire life and career, Jackson has dealt with being overlooked. With a 6-foot-7 frame and strong arm, very few players have had the physical build or capabilities of Jackson throughout his career, yet he has consistently been overlooked.

Outside of injuries, he lists being overlooked as the biggest obstacle he's had to overcome. Only having one offer out of high school, Jackson has made the most of it and is now pursuing his dream of being an NFL quarterback, despite the draft not going how he intended.

Instead of worrying about being overlooked again, Jackson has chose to stay positive and use it as motivation.

"My reaction is always going to be focus on getting better each day, listening to the coaches and improving each day," Jackson said. "That's my goal since I arrived here and that's the goal that the coaches have for me is just to go out and improve each day and work hard."

PERSONAL

The son of Susan and Flurry Jackson, Tyree has an older brother and an older sister. He has a black lab named Stella. Jackson graduated from Buffalo with a degree in Social Sciences in 2019. In his free time, he enjoys hanging out with his family and friends and being on the water.

6

QB

TYREE
JACKSON



THE STAMPEDE

MOST FAMOUS PERSON IN PHONE CONTACTS:

Archie Manning

FAVORITE MUSICAL ARTIST:

Drake

BUCKET LIST ITEM:

Just enjoy life

FAVORITE FOOD:

Tacos

FIRST JOB:

Mowing lawns

BIGGEST PET PEEVE:

People that smack their
food

FAVORITE BUFFALO RESTAURANT:

Bar Bill

FAVORITE VACATION SPOT:

California

FAVORITE MOVIE:

Dark Night

FAVORITE BOOK:

Any of the Tony Dungy
books

FIRST JERSEY OWNED:

Brett Favre



BEST ADVICE YOU'VE BEEN GIVEN:

Be thankful and take it 1 day
at a time.

LATE NIGHT SNACK:

Clementines

FAVORITE TV SHOW:

Criminal Minds

FAVORITE CARTOON GROWING UP:

Tom and Jerry

FAVORITE APP:

Netflix

ANY PETS:

A black lab named Stella

FAVORITE OLYMPIC SPORT:

Skiing and snowboarding

ONE SKILL YOU WOULD LIKE TO HAVE:

Improve golf game

92 DE DARRYL JOHNSON



6-6 253 ROOKIE



APRIL 4, 1997 (AGE 22)



KINGSLAND, GEORGIA



CAMDEN COUNTY HS



NORTH CAROLINA A&T

ACQUIRED 2019

Drafted in the 7th round by the Bills in 2019.

SHOUTOUTS

- Became the third player from North Carolina A&T player to be drafted in the last three years (RB Tarik Cohen by Chicago in 2017 and OL Brandon Parker by Oakland in 2018).
- Was one of four finalists for the 2018 Black College Player of the Year Award.
- Named the 2018 MEAC Defensive Player of the Year, the first such honor for his school since 1997 (Chris McNeil).
- Led the MEAC with 10.5 sacks in 2018 to go along with 50 tackles, 19 tackles for a loss, seven QB hits, three pass breakups, and one forced fumble.
- Posted a career-high two sacks vs. Gardner-Webb (9/8/18).
- Earned All-America honors by the AFCA in 2017 with 40 tackles, 6.5 sacks, four forced fumbles and two fumble recoveries.



FIRST-AND-10

DARRYL JOHNSON is in his first season in Buffalo after being drafted in the seventh round in 2019. The MEAC defensive player of the year in 2018, he was the first player to be drafted by the Bills from North Carolina A&T since 1966.

IF YOU HAVEN'T 'HERD'

BAM'S BLUEPRINT

Johnson is hoping to follow in the footsteps of two recent MEAC defensive players of the year who both earned starting jobs as rookies.

DT Javon Hargrave was picked by the Steelers in the 3rd round from South Carolina State in 2016, and LB Darius Leonard was a 2nd round pick of the Colts from South Carolina State in 2018. Johnson also looks to his former Aggie teammate and Bears RB Tarik Cohen, who was also not highly recruited.

"Tarik had that ambition," Johnson told MEACsports.com. "He wanted to prove to everybody that turned him down or never looked at him. That's what made him work more. I'm trying to be like that."

PERSONAL

Nicknamed Bam. Son of Marsha, a former physician's assistant, and Darryl Johnson, Sr., a crane operator for the Georgia Port Authority. Has a younger brother, Darvaughn, and four older sisters, Keisha, Ebony, Natazza, and Diana. Has a Rottweiler named Zeus, and his family takes care of his late grandmother's dog Alpha. Earned a degree in sports science. Played football and basketball in high school.



IF YOU HAVEN'T 'HERD'



HIGH SCHOOL MUSICAL CHAIRS

In order to try to get playing time, Johnson attended three different high schools growing up: Savannah Christian Preparatory School, Jenkins HS in Savannah, and Camden County HS in Kingsland, GA, where he lived with an aunt. "My high school story is just crazy," he recalled. With minimum film to send to college programs, Johnson needed Camden's coach Welton Coffey (pictured above) to help convince North Carolina A&T to give him a scholarship. "It was my only option out there and I planned to make the most of the opportunity," Johnson said. "I was so grateful and I took full advantage."



"CRAZY" HARD WORK

Every day at 4:30 a.m., Darryl Johnson Sr., would routinely wake up his two sons, Darryl, Jr. (12 years old at the time) and Darvaughn (who was 9), to get a morning workout. It involved running with and without parachutes attached to their backs as well as cone and ladder drills.

"I was always a guy that believed in work," Darryl Sr. told the Buffalo News. "So that's what I was teaching them at a young age." Recalled Darryl, Jr., "We talk about it now. I'm like, 'Dad, you were crazy, that was crazy.' But it got me here."

THE STAMPEDE

BIGGEST TALENT OFF FIELD:

I can dance

MOST UNIQUE THING ORDERED OFF INTERNET:

Workout bike called a Trikke

FAVORITE MOVIE:

Friday Night Lights

BEGAN PLAYING FOOTBALL:

I was 6 years old for the Tigers in Kingsland, GA

FAVORITE TV SHOW:

Martin

PRE-GAME RITUAL:

Talk on the phone with my father for like an hour

FAVORITE APP:

Wordscapes

FAVORITE MUSICAL ARTIST:

NBA YoungBoy

FAVORITE FOOD:

Mother's mac and cheese

FAVORITE CEREAL GROWING UP:

Frosted Flakes

FIRST JERSEY OWNED:

Allen Iverson 76ers



FAVORITE PLAYERS GROWING UP:

Jerome Bettis, Jason Taylor, Kobe Bryant, and LeBron James

BEST ADVICE RECEIVED:

You have to work like #2 to be #1

IF YOU COULD HAVE ONE SUPERPOWER:

Fly

IF YOU COULD PLAY ANY OTHER SPORT:

Forward for the Lakers

FIRST JOB:

Mowing lawns in the neighborhood

PROUDEST ACHIEVEMENT:

First in family to graduate

FAVORITE LATE NIGHT SNACK:

Peanut M&M's

46 DB JAQUAN JOHNSON



5-10

191

ROOKIE



NOVEMBER 6, 1995 (AGE 23)



MIAMI, FLORIDA



MIAMI KILLIAN SENIOR HS



MIAMI-FL

ACQUIRED 2019

Drafted by the Bills in the sixth round (181st overall) in 2019.

SHOUTOUTS

- Named 2018 Second-Team All-ACC.
- Named a 2017 Second-Team All-American by Sports Illustrated and AFCA.
- Played in 48 games during his four years at Miami. Totaled 252 tackles, 7.5 tackles for loss, 2.5 sacks, eight interceptions, one interception returned for a touchdown, seven passes defended, three fumble recoveries and six forced fumbles.
- During the 2018 season, ranked second in the ACC with 48 assisted tackles and ninth in the ACC with 92 total tackles.
- Best game of the 2018 season was in the Pinstripe Bowl against Wisconsin (12/27/18) where he recorded 13 tackles and one interception.
- Named 2017 Second-Team All-ACC after recording 96 tackles, three tackles for loss, one sack, four interceptions, four passes defended, two fumble recoveries and three forced fumbles.
- Finished the 2017 season ranked third in the ACC with four interceptions.



FIRST-AND-10

JAQUAN JOHNSON enters his first season with the Bills in 2019 after being drafted by the team in the sixth round (181st overall) out of Miami.

IF YOU HAVEN'T 'HERD'

IMPORTANCE OF A MENTOR

Johnson learned the importance of having a good mentor throughout his time at Miami, where he became close with the Pro Football Hall of Fame nominee, Ed Reed.

A fellow Hurricane alum, Reed would often visit practice and Johnson knew he wanted to pick Reed's brain.

"When I saw him for the first time, I was nervous, nervous to say anything to him. I'd seen him one time at our pro day my freshman year and I didn't say anything. I was like, 'I missed my opportunity,'" Johnson told the Sun Sentinel. "But I was able to get another opportunity when he came to our Paradise Camp. I said, 'Hey, Ed, what's up?' [Safety coach Ephraim Banda] was really the reason I decided to go over there and talk to him. If it wasn't for that, I probably would have still been quiet."

Reed and Johnson became close, with Reed teaching Johnson to be himself, always participate and take good notes.

PERSONAL

The son of Jarrid Johnson, a construction worker, and Walla Jackson. Has two brothers and four sisters. Graduated with a degree in Human and Social Development from Miami in 2019. Chose his degree because he wants to start up a non profit organization when he is finished playing football.

46

DB

JAQUAN JOHNSON



THE STAMPEDE

MOST FAMOUS PEOPLE IN PHONE CONTACTS:

Ed Reed

FAVORITE MUSICAL ARTIST:

Lil Dread, Major 9

PROUDEST ACHIEVEMENT OUTSIDE OF FOOTBALL:

Winning back to back wrestling championships

FAVORITE FOOD:

Ox tails and rice

BIGGEST PET PEEVE:

Having to repeat yourself

ANY UNIQUE TALENTS:

Able to juggle

FAVORITE VACATION SPOT:

Miami

FAVORITE MOVIE:

Rudy

FAVORITE BOOK:

Hatchet

BEST ADVICE GIVEN:

"Endure pain." Has become a life motto

FAVORITE CEREAL:

Cinnamon Toast Crunch



NICKNAMES GROWING UP:

Quan & Smiley - he was always smiling as a kid

LATE NIGHT SNACK:

Rice Krispies

HOBBIES:

Playing cards

FAVORITE CARTOON GROWING UP:

Static Shock

FAVORITE APP:

Duolingo

PLAYER YOU'VE LEARNED THE MOST FROM:

Ed Reed

FAVORITE OLYMPIC SPORT:

Track

ONE SKILL YOU WOULD LIKE TO HAVE:

Be able to play soccer

36 CB KEVIN JOHNSON



6-0 185 5TH YEAR

AUGUST 5, 1992 (AGE 26)



CLARKSVILLE, MARYLAND



RIVER HILL HIGH SCHOOL



WF

WAKE FOREST

ACQUIRED 2019

Signed by the Bills on March 12, 2019.

SHOUTOUTS

- Has appeared in 35 games with 18 starts in his NFL career. Totaled 128 tackles, 14 passes defended and one interception as a Texan.
- Played in 12 games with four starts in 2017. Johnson finished the year with 45 tackles and two passes defended.
- Had three starts in six games played in 2016, piling up 25 tackles and three passes defended.
- Appeared in all 16 games with 10 starts as a rookie in 2015, totaling 52 tackles, nine passes defended and one interception.
- During his collegiate career at Wake Forest, he appeared in 47 games with 41 starts and he recorded 191 tackles, seven interceptions and 35 pass breakups.
- Named second team All-ACC honors for his play as a senior in 2014 and participated in the Senior Bowl.
- Earned honorable mention All-ACC honors in 2013 after leading Wake Forest with 15 pass breakups and three interceptions.



FIRST-AND-10

KEVIN JOHNSON joins the Bills in 2019 after spending the first four seasons of his career with the Houston Texans. He entered the NFL as a first round (16th overall) draft pick by the Texans in the 2015 NFL Draft.

IF YOU HAVEN'T 'HERD'

LATE BLOOMER

Johnson didn't show up to his high school in Clarksville, Maryland looking like someone destined to end up in the NFL. Standing only five feet tall and weighing just 96 pounds as a freshman, not much was expected of him.

Growth spurts before his junior and senior years eventually allowed him to reach a height of 6 foot, but he was still just 155 pounds.

"Kevin was really small and short at first, but he always had quickness and agility and hit that late growth spurt as a senior,"

River Hill coach Brian Van Deusen said to the Baltimore Sun. "He did it all. He was our main big-play threat."

While at River Hill, Johnson would battle against his childhood best friend, Michael Campanaro, as they would help each other first receive scholarships to Wake Forest and then after battling in college, they would both eventually make it to the NFL.

PERSONAL

The son of Kevin and Judy Johnson, Kevin majored in communications at Wake Forest. He has a sister, Hillary. Kevin also played basketball in high school and compares his game to Allen Iverson.

36

CB

KEVIN JOHNSON



IF YOU HAVEN'T 'HERD'

THE STAMPEDE

MOST MEMORABLE GAME:

First NFL game vs the
Kansas City Chiefs

BIGGEST PET PEEVE:

When people leave space
between cars at red lights

FAVORITE MUSICAL ARTIST:

Rick Ross

FAVORITE FOOD:

Pancakes

FIRST JOB:

Snow cone concession
stand

FAVORITE CEREAL:

Captain Crunch (Original)

NICKNAMES GROWING UP:

Simba

PROUDEST ACHIEVEMENT:

Graduating college

MAIN SOURCE OF MOTIVATION:

His father who is also his
biggest role model

FIRST SPORTS JERSEY:

Allen Iverson



WHO IS THE MOST FAMOUS PERSON IN YOUR CONTACTS:

Deshaun Watson

FAVORITE MOVIE:

The Departed

BUCKET LIST ITEM:

To go sky diving

IF YOU COULD HAVE ONE SUPER POWER:

Ability to fly

FAVORITE BOOK:

Chop Wood Carry Water

WHAT IS A SKILL YOU DON'T HAVE BUT WANT TO LEARN:

Golf

BEST ADVICE RECEIVED:

Really find a routine and
stick with it



KEVIN JOHNSON - NFL REGULAR SEASON STATISTICS

DATE	TEAM	TACKLES											INTERCEPTIONS					FUMBLES			ST				MISC	
		GP	GS	TK	S	A	TFL	YDS	SK	YDS	QBH	NO	YDS	LG	TD	PD	FF	FR	YDS	TK	S	A	FF	FR	S	A
2015	Texans	16	10	52	47	5	3	6	0.0	0.0	0	1	22	22	0	9	0	0	0	2	1	1	0	0	0	0
2016	Texans	6	3	21	18	3	1	1	0.0	0.0	0	0	0	0	0	3	0	1	53	4	4	0	0	0	0	
2017	Texans	12	4	45	35	10	1	2	0.0	0.0	0	0	0	0	0	2	0	0	0	0	0	0	0	0	0	
2018	Texans	1	1	4	1	3	0	0	0.0	0.0	0	0	0	0	0	0	0	0	0	0	0	0	0	0	0	
TOTALS		35	18	122	101	21	5	9	0.0	0.0	0	1	22	22	0	14	0	1	53	6	5	1	0	0	0	0

KEVIN JOHNSON - NFL POSTSEASON STATISTICS

DATE	TEAM	TACKLES											INTERCEPTIONS					FUMBLES			ST				MISC	
		GP	GS	TK	S	A	TFL	YDS	SK	YDS	QBH	NO	YDS	LG	TD	PD	FF	FR	YDS	TK	S	A	FF	FR	S	A
2015	Texans	1	1	3	2	1	0	0	0.0	0.0	0	0	0	0	0	0	0	0	0	0	0	0	0	0	0	0
2018	Texans	0	0	0	0	0	0	0	0.0	0.0	0	0	0	0	0	0	0	0	0	0	0	0	0	0	0	0
TOTALS		1	1	3	2	1	0	0	0.0	0.0	0	0	0	0	0	0	0	0	0	0	0	0	0	0	0	0

SINGLE-GAME HIGHS: DEFENSIVE

Total Tackles 10 vs. Indianapolis Colts, Oct 16, 2016
Passes Defensed 2 at Cincinnati Bengals, Nov 16, 2015
Fumble Recoveries 1 vs. Kansas City Chiefs, Sep 18, 2016
Tackles For Loss 2 vs. Tennessee Titans, Nov 01, 2015

Interceptions 1 vs. Tennessee Titans, Nov 01, 2015
Interception Return Yards 22 vs. Tennessee Titans, Nov 01, 2015
Special Teams Tackles 1 vs. Tennessee Titans, Oct 02, 2016

36

CB

KEVIN
JOHNSON

2018 GAME-BY-GAME REGULAR SEASON STATISTICS (TEXANS)

DATE	OPP	TACKLES									INTERCEPTIONS					FUMBLES			ST				MISC			SCORE	
		TK	S	A	SK	YDS	TFL	YDS	QBH	NO	YDS	LG	TD	PD	FF	FR	YDS	TK	S	A	FF	FR	S	A	W/L		
09/09	at Patriots	S	4	1	3	0.0	0.0	0	0	0	0	0	0	0	0	0	0	0	0	0	0	0	0	0	0	L	20-27
09/16	at Titans																								L	17-20	
09/23	GIANTS																								L	22-27	
09/30	at Colts																								W	37-34+	
10/07	COWBOYS																								W	19-16+	
10/14	BILLS																								W	20-13	
10/21	at Jaguars																								W	20-7	
10/25	DOLPHINS																								W	42-23	
11/04	at Broncos																								W	19-17	
11/18	at Redskins																								W	23-21	
11/26	TITANS																								W	34-17	
12/02	BROWNS																								W	29-13	
12/09	COLTS																								L	21-24	
12/15	at Jets																								W	29-22	
12/23	at Eagles																								L	30-32	
12/30	JAGUARS																								W	20-3	
2018 TOTALS		1-1	4	1	3	0.0	0.0	0	0	0	0	0	0	0	0	0	0	0	0	0	0	0	0	0	0	11-5	

+ - Overtime

24 CB TARON JOHNSON



5-11 192 2ND YEAR

JULY 27, 1996 (AGE 22)



SACRAMENTO, CALIFORNIA



SHELDON HIGH SCHOOL



WEBER STATE

ACQUIRED 2018

Drafted by the Bills in the fourth round of the 2018 NFL Draft.

SHOUTOUTS

- Per NFL Next Gen Stats, Johnson finished the 2018 season eighth among all NFL defenders in opposing passer rating by holding quarterbacks to a 64.0 rating when targeted (min. 35 targets).
- Recorded his first career NFL interception vs. Ten. (10/7/2018) by picking off quarterback Marcus Mariota in the second quarter.
- Totaled a career-high 7 tackles and a tackle for a loss at Ind. (10/21/2018).
- Recorded his first forced fumble at GB (9/30/2018) when he sacked Packers QB Aaron Rodgers.
- Earned unanimous FCS first team All-American honors for Weber State in 2017 after recording 49 tackles, 3 tackles for a loss, 12 passes defended and three interceptions.
- Was the fourth player in Weber State history to be named the Big Sky Defensive MVP.
- Set a Weber State school record with 42 passes defended during his collegiate career.



FIRST-AND-10

TARON JOHNSON arrived at the Bills in 2018 after spending time as a four-year starter at Weber State. Johnson was the 121st overall selection in the fourth round by the Bills and he became the first Weber State player to be selected in the NFL Draft since 2010.

IF YOU HAVEN'T 'HERD'

FAMILY MOTIVATION

Taron Johnson has never needed to look very far to find the motivation he needed to push himself harder in his athletic pursuits. Johnson's older sister, Treana, earned All-American honors at BYU in track and field and since she was three years older, Taron was always chasing after her accomplishments.

His family motivation goes deeper than just the athletic accomplishments of his sister.

Taron uses the loss of his mother at the age of 9 as his main desire to make his family proud. Trina Johnson passed away from breast cancer in 2005.

"It was definitely a shock. It didn't seem real at the time...It was just very weird. It seemed like a dream. She's inspirational for sure. She introduced me to the game, and I'm thankful for it," Johnson said to WKBW in 2018. "I feel like I play for her."

Trina pushed Taron to try football at the age of 6 and is his driving force still today.

PERSONAL

Taron (TARE-un) is the son of Baron Johnson, who served in the Air Force. His mother, Trina, passed away from breast cancer in 2005. Taron has a daughter named Jayla. He studied criminal justice while at Weber State.



IF YOU HAVEN'T 'HERD'



A CLOSE BOND

Due to the unfortunate passing of his mother, Trina, when Taron was 9, Taron and his father, Baron, formed a very close relationship that has helped make Taron the man he is today. Taron credits his father for showing him the meaning of hard work and that anything could be accomplished if he worked hard enough.

"If there is something he instilled in me at a very young age, it was my work ethic and learning from my mistakes. That's how I got here," Johnson told BuffaloBills.com.



HONOR FLIGHT

This past offseason, Taron and fellow Bills CB Levi Wallace participated in the Buffalo Niagara Honor Flight. The two served along with other volunteers as escorts to 53 veterans who were transported to Washington D.C. to visit the memorials which honor their service and sacrifice. The costs for the veterans was covered by the Buffalo Bills and M&T Bank.

Honoring the military has special meaning to Taron, as his father, Baron, served as a medic in the Army reserves and then the Air Force.

THE STAMPEDE

FAVORITE MOVIE:

Inception

NUMBER ONE SPORTING EVENT TO ATTEND:

NBA Finals game

FAVORITE MUSICAL ARTIST:

Drake

MOST MEMORABLE GAME:

Senior night at Weber State versus Idaho. Finished the game with two picks.

PRE-GAME RITUAL:

Pray before the game

FAVORITE CARTOON CHARACTER:

Rick from Cartoon Network show Rick and Morty

FAVORITE MEAL:

Chicken wings

NICKNAME:

T-Money

IF YOU COULD PLAY A DIFFERENT SPORT:

Basketball for the Sacramento Kings

FIRST JERSEY OWNED:

Dwyane Wade



FIRST FOOTBALL TEAM:

Played for the Sacramento Vikings at age six

FAVORITE TV SHOW:

The Office

SKILL HE DOESN'T HAVE, BUT WANTS TO LEARN:

Singing

SPORTS PLAYED IN HIGH SCHOOL:

Football, track and field and basketball

HOBBIES:

Just likes to chill and watch movies

FAVORITE APP:

Bank of America

FAVORITE VACATION SPOT:

Hawaii

BUCKET LIST ITEM:

Be able to travel and see the world



TARON JOHNSON - NFL REGULAR SEASON STATISTICS

		TACKLES										INTERCEPTIONS					FUMBLES			ST				
DATE	TEAM	GP	GS	TK	S	A	TFL	YDS	SK	YDS	QBH	NO	YDS	LG	TD	PD	FF	FR	YDS	TK	S	A	FF	FR
2018	Bills	11	2	41	33	8	1	4	1.0	6.0	1	1	0	0	0	3	1	0	0	1	1	0	0	0
TOTALS		11	2	41	33	8	1	4	1.0	6.0	1	1	0	0	0	3	1	0	0	1	1	0	0	0

SINGLE-GAME HIGHS: DEFENSIVE

Total Tackles 7 at Indianapolis Colts, Oct 21, 2018
Sacks 1.0 at Green Bay Packers, Sep 30, 2018
Passes Defensed 1 vs. Chicago Bears, Nov 04, 2018
Forced Fumbles 1 at Green Bay Packers, Sep 30, 2018

Tackles For Loss 1 at Indianapolis Colts, Oct 21, 2018
Interceptions 1 vs. Tennessee Titans, Oct 07, 2018
Special Teams Tackles 1 at Minnesota Vikings, Sep 23, 2018

2018 GAME-BY-GAME REGULAR SEASON STATISTICS (BILLS)

		TACKLES										INTERCEPTIONS					FUMBLES			ST							
DATE	OPP		TK	S	A	SK	YDS	TFL	YDS	QBH	NO	YDS	LG	TD	PD	FF	FR	YDS	TK	S	A	FF	FR	W/L	SCORE		
09/09	at Ravens	P	2	2	0	0.0	0.0	0	0	0	0	0	0	0	0	0	0	0	0	0	0	0	0	0	L	3-47	
09/16	CHARGERS		INACTIVE																							L	20-31
09/23	at Vikings	P	6	4	2	0.0	0.0	0	0	0	0	0	0	0	1	0	0	0	1	1	0	0	0	0	W	27-6	
09/30	at Packers	S	5	4	1	1.0	6.0	0	0	1	0	0	0	0	0	1	0	0	0	0	0	0	0	0	L	0-22	
10/07	TITANS	P	4	4	0	0.0	0.0	0	0	0	1	0	0	0	1	0	0	0	0	0	0	0	0	0	W	13-12	
10/14	at Texans	P	4	1	3	0.0	0.0	0	0	0	0	0	0	0	0	0	0	0	0	0	0	0	0	0	L	13-20	
10/21	at Colts	P	7	7	0	0.0	0.0	1	4	0	0	0	0	0	0	0	0	0	0	0	0	0	0	0	L	5-37	
10/29	PATRIOTS	P	2	1	1	0.0	0.0	0	0	0	0	0	0	0	0	0	0	0	0	0	0	0	0	0	L	6-25	
11/04	BEARS	P	2	2	0	0.0	0.0	0	0	0	0	0	0	0	1	0	0	0	0	0	0	0	0	0	L	9-41	
11/11	at Jets	P	2	2	0	0.0	0.0	0	0	0	0	0	0	0	0	0	0	0	0	0	0	0	0	0	W	41-10	
11/25	JAGUARS	P	5	4	1	0.0	0.0	0	0	0	0	0	0	0	0	0	0	0	0	0	0	0	0	0	W	24-21	
12/02	at Dolphins	S	2	2	0	0.0	0.0	0	0	0	0	0	0	0	0	0	0	0	0	0	0	0	0	0	L	17-21	
12/09	JETS		INACTIVE																							L	23-27
12/16	LIONS		DID NOT PLAY																							W	14-13
12/23	at Patriots		INJURED RESERVE																							L	12-24
12/30	DOLPHINS		INJURED RESERVE																							W	42-17
2018 TOTALS			11	2	41	33	8	1.0	6.0	1	4	1	1	0	0	0	3	1	0	0	1	1	0	0	0	6-10	

11 WR ZAY JONES



6-2 200 3RD YEAR

MARCH 30, 1995 (AGE 24)



AUSTIN, TEXAS



STEPHEN F. AUSTIN
HIGH SCHOOL



EAST CAROLINA

ACQUIRED 2017

Drafted by the Bills in the second round of the 2017 NFL Draft.

SHOUTOUTS

- Finished his second season in 2018 with a team-high 56 receptions for 652 yards and seven touchdowns.
- His seven touchdowns were tied for the second-most by a second year receiver in 2018.
- Scored two touchdowns at Mia. (12/2/18), which was the first multi-TD game by a Bills WR since 2015. Jones followed up that performance with another two touchdowns vs. Mia. (12/30/18).
- Recorded a career-high eight receptions for 93 yards and a touchdown at NYJ (11/11/18).
- His five touchdowns over the last five weeks of the 2018 regular season were tied for the most in the NFL with Falcons WR Julio Jones.
- Was named first team All-American in 2016 for his standout play at East Carolina after he led all NCAA FBS receivers with 158 receptions and 1,746 yards.



FIRST-AND-10

ZAY JONES is in his third season as a Bill after being drafted in the second round in 2017 following a standout career at East Carolina. A Texas native, Jones set a NCAA FBS record with 399 receptions during his collegiate career.

IF YOU HAVEN'T 'HERD'

THE FAMILY BUSINESS

Jones isn't the first member of his family to make it to the National Football League. His father, Robert, played linebacker from 1992 to 2001 and won three Super Bowls with the Dallas Cowboys. His uncle, Jeff Blake, played quarterback in the NFL from 1992 to 2005 and made the Pro Bowl with the Bengals.

Zay's brother, Cayleb, was a wide receiver at the University of Arizona before spending time with the Philadelphia Eagles and Minnesota Vikings and his younger brother, Levi, plays linebacker at North Carolina State. His cousin, Emory Blake, also played in the NFL for the Rams after a productive career at Auburn as a wide receiver.

In addition to his two brothers, Zay has three sisters, Leah, Priscilla and Ana. Ana is adopted and came to the Jones family from China. Her uplifting presence in Zay's life has led him to be an advocate for adoption and awareness of what it entails.

PERSONAL

Born March 30, 1995 in Dallas, Texas, Zay is the son of Robert and Maneesha Jones. Zay has three sisters, Leah, Priscilla and Ana, in addition to two brothers, Cayleb and Levi. Jones studied Communications and graduated from East Carolina University.



IF YOU HAVEN'T 'HERD'



LEVITATE, LEVITATE, LEVITATE

After appearing to levitate off of the ground against the Kansas City Chiefs in 2017, Zay found a new level of notoriety across the internet as people tried to replicate his athletic feat that drew comparisons to Michael Jackson.

"I did it in high school, I did in college," he said to ESPN in 2017 while claiming that the move was easy to do. "I usually do it in pregame warmups for us. It just unfolded the way it did. It was pretty crazy. I had no idea it was on social media like that."



ACES FOR AUTISM

This past offseason, Zay returned to the Greenville, N.C. area where he attended college at ECU and hosted a charity event in conjunction with Aces for Autism.

Aces for Autism is a non-profit treatment and education center that helps provide doctors with resources to help individuals with autism spectrum disorders and their families. Jones has been involved with the foundation since college when a mentor introduced him to the cause and his eyes were opened to the lack of resources those in the Autism community have to deal with.

THE STAMPEDE

PREGAME RITUALS:

Eat pasta the night before and listens to music

FAVORITE LATE NIGHT SNACK FOOD:

Reese's Cups

FAVORITE MOVIE:

Rush Hour 1 and 2

PROUDEST ACHIEVEMENT:

First one from his family to graduate from college

DO YOU HAVE A HIDDEN TALENT:

Impersonations & juggling

FAVORITE MUSICAL ARTIST:

Drake or Bob Marley

FAVORITE BOOK:

The Purpose Driven Life

FAVORITE MEAL:

Mom's bowtie pasta & chicken in white wine sauce

FAVORITE CARTOON CHARACTER:

Batman or Superman

FAVORITE ATHLETE:

LeBron James



NUMBER ONE THING ON BUCKET LIST:

Going to Africa or going skydiving

BIGGEST PET PEEVE:

Being stuck in traffic while driving

FAVORITE NON-SOCIAL MEDIA APP:

The Bible App

DREAM CONCERT BY ANYONE IN HISTORY:

Michael Jackson

SKILL YOU DON'T CURRENTLY HAVE, BUT WANT TO LEARN:

Bowling, cooking and mixed martial arts

IF YOU COULD HAVE ONE SUPERPOWER:

Fly



ZAY JONES - NFL REGULAR SEASON STATISTICS

RECEIVING									
DATE	TEAM	GP	GS	NO.	YDS	AVG	LG	TD	
2017	Bills	15	10	27	316	11.7	33	2	
2018	Bills	16	15	56	652	11.6	57	7	
TOTALS		31	25	83	968	11.7	57	9	

ZAY JONES - NFL POSTSEASON STATISTICS

RECEIVING									
DATE	TEAM	GP	GS	NO.	YDS	AVG	LG	TD	
2017	Bills	1	0	2	20	10.0	15	0	
TOTALS		1	0	2	20	10.0	15	0	

SINGLE-GAME HIGHS: RUSHING/RECEIVING

Rush Attempts 1 vs. Chicago Bears, Nov 04, 2018
Receptions 8 at New York Jets, Nov 11, 2018
Receiving Yards 93 vs. Miami Dolphins, Dec 30, 2018

Longest Receptions 57 vs. Los Angeles Chargers, Sep 16, 2018
Receiving TDs 2 vs. Miami Dolphins, Dec 30, 2018
All-purpose yards 93 at New York Jets, Nov 11, 2018

2018 GAME-BY-GAME REGULAR SEASON STATISTICS (BILLS)

			RECEIVING						
DATE	OPPONENT	P/S	NO	YDS	LG	TD	W/L	SCORE	
09/09	at Ravens	S	3	26	14	0	L	3-47	
09/16	CHARGERS	S	2	63	57	0	L	20-31	
09/23	at Vikings	S	1	17	17	0	W	27-6	
09/30	at Packers	S	4	38	15	0	L	0-22	
10/07	TITANS	S	3	20	12	0	W	13-12	
10/14	at Texans	S	3	35	16f	1	L	13-20	
10/21	at Colts	S	3	27	15	0	L	5-37	
10/29	PATRIOTS	S	6	55	14	0	L	6-25	
11/04	BEARS	S	4	18	7	0	L	9-41	
11/11	at Jets	P	8	93	33	1	W	41-10	
11/25	JAGUARS	S	0	0	0	0	W	24-21	
12/02	at Dolphins	S	4	67	25f	2	L	17-21	
12/09	JETS	S	3	22	12	0	L	23-27	
12/16	LIONS	S	1	11	11	0	W	14-13	
12/23	at Patriots	S	5	67	31f	1	L	12-24	
12/30	DOLPHINS	S	6	93	26f	2	W	42-17	
2018 TOTALS		16-15	56	652	57	7	6-10		

50 LB VOSEAN JOSEPH



6-1 230 ROOKIE



DECEMBER 15, 1997 (AGE 21)



MIAMI, FLORIDA



NORLAND HIGH SCHOOL



FLORIDA

ACQUIRED 2019

Drafted by the Bills in the fifth round (147th overall) in 2019.

SHOUTOUTS

- Finished his three-year collegiate career with 161 total tackles, 4.0 sacks, 1 interception, 7 passes defended, 2 fumble recoveries and 1 forced fumble.
- His 93 tackles in 2018 ranked ninth in the SEC, along with leading the Gators.
- Earned Walter Camp National Defensive Player of the Week and SEC Defensive Player of the Week honors for his performance against LSU in 2018, where he had a career-high 14 tackles and 3.5 tackles-for-loss.
- Prior to his time at Florida, played on the 2016 U.S. Under-19 National Team in the International Bowl against Canada at AT&T Stadium in Texas.

THE STAMPEDE

Skill he wants to learn?
How to ride a horse

Favorite TV show?
Saved By The Bell

Hidden talent?
Can rap



FIRST-AND-10

VOSEAN JOSEPH (pronounced VOH-shawn) enters his first season with the Bills in 2019 after being drafted in the fifth round (147th overall) out of Florida. Joseph played in 37 career games, while starting in 22 for the Gators.

IF YOU HAVEN'T 'HERD'

PLAYING FOR MORE

Vosean Joseph experienced heartbreak in 2017 when he found out that one of his friends since elementary school had been killed. Sadly, that was the fourth friend he had lost since going to college. He chose to attend Florida to put himself in a better situation to succeed and get away from the dangers of his hometown. He uses the loss of his friends as motivation to stay on a straight path and put his all into football and achieve his goal of making it to the NFL. "In the beginning, it hurt me bad," Joseph told the Miami Herald. "But at the end of the day, I know they're watching over me and I've just gotta move on from that. Because at the end of the day, it happens so much down there to the point that you just get numb to it. Like you can't cry no more."

A MISSED HURRICANE

Growing up, Joseph was an avid fan of the Miami Hurricanes and Ed Reed/Ray Lewis. However, Miami did not offer Joseph until late in the recruiting period when he had already opted to become a Florida Gator.

PERSONAL

The son of Wesley Joseph and Nattalene Vanreil-McDonald, Joseph has one sister. Chose to major in African American Studies while at Florida. Outside of football, Joseph enjoys making music.

88

TE

DAWSON
KNOX

6-4

254

ROOKIE



NOVEMBER 14, 1996 (AGE 22)



BRENTWOOD, TENNESSEE



BRENTWOOD ACADEMY



Ole Miss

MISSISSIPPI

ACQUIRED

2019

Drafted by the Bills in the third round (96th overall) in 2019.

SHOUTOUTS

- Totaled 39 receptions for 605 yards during his time as a Rebel. Also was a key contributor on special teams during his redshirt freshman year.
- Played in 12 games in 2018 with 11 starts. Knox totaled 15 receptions for 284 yards.
- Had a career-high 79 yards on two catches in Ole Miss' 38-17 win over Kent State (9/22/18).
- Recorded a career-high 24 catches for 321 yards in the 2017 season as a Rebel. His 321 yards ranked second in the SEC amongst all tight ends.
- Featured mostly on special teams in 2016 after he redshirted his freshman season in 2015 after walking on to the team.
- In addition to football, Knox was a three-year letterman in track & field in high school and also won his high school's dunk contest.
- Mentored a youth group at Pinedale Church in Oxford, Mississippi while at Ole Miss.



FIRST-AND-10

DAWSON KNOX enters his first season with the Bills in 2019 after being drafted by the team in the third round (96th overall) out of Ole Miss. He played in 28 games during his time at Ole Miss.

IF YOU HAVEN'T 'HERD'

FROM QB TO TE

Going from being a walk-on to being a top NFL Draft prospect isn't an easy thing to do. To make matters even harder, Knox did it by switching from quarterback to tight end along the way during his redshirt season as a freshman.

According to the Clarion Ledger, Knox barely factored into the Rebels' plan his redshirt freshman year — he played in six games, all on special teams, but by the next season, Knox was the favorite to start at tight end.

"It really made me work even harder I feel like," Knox told the Ledger, "just going to work and practice every day with the mentality that I've got to earn my stripes and prove that I'm supposed to be here. So I think it really has given me an edge that I wouldn't have had if I had a scholarship right off the bat."

At the end of Knox's junior year of high school, he was only 5' 10", 160 pounds, and he shot up during his senior year, making the switch at Ole Miss more ideal.

PERSONAL

The son of David, a financial planner, and Rachel Knox, Dawson has three brothers and one sister. He majored in Managerial Finance while at Ole Miss. His mom ran track, specializing in sprints, at Tennessee in college and his dad played basketball at Belmont.

@DAWSON_KNOX

@DAWSONKNOX



IF YOU HAVEN'T 'HERD'



FAMILY MAN

Knox has a very close relationship with his family. The oldest of 5 kids, his brother Luke and sister Lucy are biological siblings, while his younger brothers Nate and Isaiah are adopted. The family originally started fostering Nate and Isaiah, then made the decision to adopt and haven't looked back.

Along with being close to his siblings, Knox lists his father as his role model because he always gives great advice and knows exactly what to say.



ISAIAH 40:31

A devout Christian, Knox has a small tattoo on the inside of his right forearm that is the Hebrew symbol for wait. It was inspired by the bible verse, Isaiah 40:31.

"But they that wait upon the LORD shall renew their strength; they shall mount up with wings as eagles; they shall run, and not be weary; and they shall walk, and not faint."

To Knox, the tattoo reminds him to wait with hope for what's to come.

THE
STAMPEDE

BEST ADVICE HE RECEIVED:

Attack every day like you have to prove you belong there

FAVORITE MUSICAL
ARTIST:

George Strait

FAVORITE VACATION SPOT:

Big Sky, Montana

BIGGEST PET PEEVE:

Lazy roommates

FAVORITE APP OUTSIDE OF
SOCIAL MEDIA:

Uber eats

STRANGEST THING
ORDERED ON INTERNET:

A full Jackie Moon outfit

FAVORITE MOVIE:

Star Wars Episode 5

FAVORITE FOOD:

A steak dinner

MOST FAMOUS PERSON IN
CELL PHONE:

Mark Sanchez or Mitch Trubisky

FIRST JERSEY OWNED
GROWING UP:

Blaine Bishop Titans

FAVORITE OLYMPIC SPORT:

Track and Field

FAVORITE PLAYERS/TEAMS
GROWING UP:

Tim Tebow and anything with Vanderbilt

COLLECT ANYTHING:

Other team's gloves

PROUDEST ACHIEVEMENT
OUTSIDE OF FOOTBALL:

Graduating college with a degree in Managerial Finance in 3 years

UNIQUE HOBBIES:

Plays a lot of Fortnite

FAVORITE TV SHOW:

The Office or Game of Thrones

81 TE TYLER KROFT



6-6 252 5TH YEAR

OCTOBER 15, 1992 (AGE 26)



DOWNINGTOWN, PENNSYLVANIA



DOWNINGTOWN EAST
HIGH SCHOOL



R
RUTGERS

ACQUIRED 2019

Signed with the Bills on March 14, 2019.

SHOUTOUTS

- Has appeared in 51 career games with 35 starts and has totaled 67 catches for 661 yards and eight touchdowns.
- Recorded career-highs with 42 catches for 404 yards and seven touchdowns during the 2017 season when he started all 16 games. His seven touchdowns were the sixth most by a tight end that season.
- Had a career-high six catches for 53 yards and two touchdowns in the Bengals 31-27 win at Bal. (12/31/2017) that helped send the Bills to the playoffs.
- Gained a career-high 79 yards receiving at Jax. (11/5/2017) on just two catches as he took one for 59 yards.
- Has totaled 18 career tackles on special teams.
- Played in 37 games with 24 starts over his three seasons at Rutgers. Earned First Team All-AAC honors in 2013. Finished his collegiate career with 901 yards and five touchdowns on 70 receptions.



FIRST-AND-10

TYLER KROFT joins the Bills in 2019 after spending the first four seasons of his career with the Cincinnati Bengals. He entered the NFL as a third round (85th overall) draft pick by the Cincinnati Bengals in the 2015 NFL Draft.

IF YOU HAVEN'T 'HERD'

PASSION FOR THE POSITION

A majority of players that make it to the NFL go through a couple position changes somewhere along the way from high school to college to the NFL. For Kroft, the tight end position has been where his heart resided, even despite being forced to wide receiver as a high school senior.

Growing up playing against his older brother, Ryan, and the other kids in the neighborhood, Kroft developed a mean streak and combined with a growth spurt before his freshman year of high school, he knew that tight end was going to be his future.

"I was always the youngest kid in the neighborhood but I didn't want to be left behind and I tried to hold my own," Kroft told the Daily Local. "It brought a level of toughness, and my brother and his friends always try to take credit for it."

"I grew four or five inches in the summer between eighth and ninth grade," he said. "That's when I knew I was going to play tight end."

PERSONAL

The son of Erik and Charlotte Kroft, Kroft lives his wife, Lexi, and their dog, Jax. He has a brother named Ryan and his hobbies include playing video games and hanging out with his family. Kroft majored in communications while at Rutgers.



IF YOU HAVEN'T 'HERD'



PHILLY PHANATIC

Outside of just playing sports, Tyler is a die-hard sports fan, in particular for his hometown teams, the Philadelphia 76ers and Philadelphia Phillies.

Tyler and his brother, Ryan, attended a Sixers playoff game this past season and he makes sure to tune in to as many games as possible. He lists his dream sporting event to attend as an NBA Finals game at the Wells Fargo Center and stated that if he could be a pro in any other sport, it would be playing baseball for the Phillies.

THE STAMPEDE

FAVORITE MOVIE:

Black Hawk Down

FAVORITE LATE NIGHT SNACK FOOD:

Peanut Butter & Jelly

FAVORITE MUSICAL ARTIST:

Drake

FAVORITE TV SHOWS:

Game of Thrones and Parks & Recreation

PRE-GAME RITUAL:

Listens to music

FAVORITE CARTOON CHARACTER:

Peter Griffin from Family Guy

FAVORITE MEAL:


Spaghetti

NICKNAME:

TK

MOST MEMORABLE GAME IN HIS CAREER:

First Big 10 win in college against Michigan



BREAKER OF DROUGHTS

Kroft had one of the best games of his career in a big moment for Bills fans everywhere in 2017. He posted a career-high six catches for 53 yards and two touchdowns in the Bengals week 17 31-27 win over Baltimore that helped the Bills make the playoffs and end their playoff drought.

After the game, Kroft saw the videos of Bills players reacting to the result and was blown away. "You [could] just see and feel the passion, and that's something that I love to see. You can just see how much it means to the guys," Kroft said.

FIRST JERSEY OWNED:

Shaun Alexander



FIRST FOOTBALL TEAM:

Played for the Marsh Creek Eagles at age 8

FAVORITE CEREAL:

Reese's Puffs

SKILL HE DOESN'T HAVE, BUT WANTS TO LEARN:

Woodworking

ADVICE TO HIS YOUNGER SELF:

Don't dwell on mistakes. Keep working.

HOBBIES:

Just likes to chill and play video games

FAVORITE APP:

Smart News

FAVORITE VACATION SPOT:

Puerto Vallarta

BUCKET LIST ITEM:

Travel across Europe with his wife



TYLER KROFT - NFL REGULAR SEASON STATISTICS

DATE	TEAM	GP	GS	RECEIVING					RUSHING				
				NO.	YDS	AVG	LG	TD	NO.	YDS.	AVG.	LG	TD
2015	Bengals	16	6	11	129	11.7	22	1	0	0	0.0	0	0
2016	Bengals	14	11	10	92	9.2	21	0	0	0	0.0	0	0
2017	Bengals	16	16	42	404	9.6	59	7	0	0	0.0	0	0
2018	Bengals	5	2	4	36	9.0	16	0	0	0	0.0	0	0
TOTALS		51	35	67	661	9.9	59	8	0	0	0.0	0	0

TYLER KROFT - NFL POSTSEASON STATISTICS

DATE	TEAM	GP	GS	RECEIVING					RUSHING				
				NO.	YDS	AVG	LG	TD	NO.	YDS.	AVG.	LG	TD
2015	Bengals	1	1	0	0	0.0	0	0	0	0	0.0	0	0
TOTALS		1	1	0	0	0.0	0	0	0	0	0.0	0	0

SINGLE-GAME HIGHS: RUSHING/RECEIVING

Receptions 6 at Baltimore Ravens, Dec 31, 2017

Receiving Yards 79 at Jacksonville Jaguars, Nov 05, 2017

Longest Receptions 59 at Jacksonville Jaguars, Nov 05, 2017

Receiving TDs 2 at Baltimore Ravens, Dec 31, 2017

All-purpose yards 79 at Jacksonville Jaguars, Nov 05, 2017

2018 GAME-BY-GAME REGULAR SEASON STATISTICS (BENGALS)

DATE	OPPONENT	P/S	RECEIVING					RUSHING					W/L	SCORE
			NO	YDS	LG	TD	ATT	YDS	LG	TD				
09/09	at Colts	P	1	9	9	0	0	0	0	0	0	W	34-23	
09/13	RAVENS	S	2	11	6	0	0	0	0	0	0	W	34-23	
09/23	at Panthers	P	1	16	16	0	0	0	0	0	0	L	21-31	
09/30	at Falcons	P	0	0	0	0	0	0	0	0	0	W	37-36	
10/07	DOLPHINS	S	0	0	0	0	0	0	0	0	0	W	27-17	
10/14	STEELERS											L	21-28	
10/21	at Chiefs											L	10-45	
10/28	BUCCANEERS											W	37-34	
11/11	SAINTS											L	14-51	
11/18	at Ravens											L	21-24	
11/25	BROWNS											L	20-35	
12/02	BRONCOS											L	10-24	
12/09	at Chargers											L	21-26	
12/16	RAIDERS											W	30-16	
12/23	at Browns											L	18-26	
12/30	at Steelers											L	13-16	
2018 TOTALS		5-2	4	36	16	0	0	0	0	0	0	0	6-10	

44 LB DEON LACEY



6-3 235 3RD YEAR

JULY 18, 1990 (AGE 28)



BRIGHTON, ALABAMA



HUEYTOWN HIGH SCHOOL



WEST ALABAMA

ACQUIRED 2017

Claimed off waivers from Miami on September 3, 2017.

SHOUTOUTS

- Finished third on the team in special teams tackles in 2018, finishing with 6.
- Recorded a crucial tackle on fourth down against the Broncos (9/24/17) on a fake punt, helping to a Bills 26-16 victory.

THE STAMPEDE

First sports jersey you owned?

A Portland Trailblazers jersey

Dream job outside of sports?

Coach either football or basketball

Why do you wear the #44?

It's a tribute to President Obama, the 44th president of the U.S.

Favorite Book?

The Art & Science of Respect: A Memoir by James Prince

What's the number one thing on your bucket list?

To pay kids way through college



FIRST-AND-10

DEON LACEY was signed by the Buffalo Bills in 2017 after spending training camp with the Miami Dolphins. Lacey spent the previous three years in the Canadian Football League for the Edmonton Eskimos and played four seasons for West Alabama prior to joining the CFL.

IF YOU HAVEN'T 'HERD'

SWEET HOME ALABAMA

Lacey only lettered for two seasons at Hueytown High School in Alabama, but he left his mark in those two seasons.

In his senior season, he was named All-State, Super All-Metro, Old Spice Player of the Year and Defensive Player of the Year while playing for the Golden Gophers. The team did well on the offensive side of the ball as well, with current Tampa Bay Buccaneers QB Jameis Winston under center. Lacey also ran track and set the school record in the 400-meter dash with a time of 52.57. Lacey credits his Great Auntie Willie May for keeping him motivated at his lowest points for his successes.

CFL CHAMPION

Though he didn't join the NFL immediately after college, Lacey suited up for the Edmonton Eskimos of the CFL for three seasons. He helped lead the team to a 14-4 record and the 2015 Grey Cup Championship in his second CFL season.

PERSONAL

Born on July 18, 1990 in Indianapolis, IN, Deon is the son of Tonya Lacey and David Fuller. Deon has three brothers and majored in Physical Education while at West Alabama.



DEON LACEY - NFL REGULAR SEASON STATISTICS

		TACKLES											INTERCEPTIONS					FUMBLES			ST			
DATE	TEAM	GP	GS	TK	S	A	TFL	YDS	SK	YDS	QBH	NO	YDS	LG	TD	PD	FF	FR	YDS	TK	S	A	FF	FR
2017	Bills	16	0	1	1	0	0	0	0.0	0.0	0	0	0	0	0	0	0	0	0	8	6	2	0	0
2018	Bills	16	0	2	1	1	0	0	0.0	0.0	0	0	0	0	0	0	0	0	0	6	5	1	0	0
TOTALS		32	0	3	2	1	0	0	0.0	0.0	0	0	0	0	0	0	0	0	0	14	11	3	0	0

DEON LACEY - NFL POSTSEASON STATISTICS

		TACKLES											INTERCEPTIONS					FUMBLES			ST			
DATE	TEAM	GP	GS	TK	S	A	TFL	YDS	SK	YDS	QBH	NO	YDS	LG	TD	PD	FF	FR	YDS	TK	S	A	FF	FR
2017	Bills	1	0	0	0	0	0	0	0.0	0.0	0	0	0	0	0	0	0	0	0	0	0	0	0	0
TOTALS		1	0	0	0	0	0	0	0.0	0.0	0	0	0	0	0	0	0	0	0	0	0	0	0	0

SINGLE-GAME HIGHS: DEFENSIVE

Total Tackles 2 at New York Jets, Nov 11, 2018

Special Teams Tackles 3 vs. New Orleans Saints, Nov 12, 2017

2018 GAME-BY-GAME REGULAR SEASON STATISTICS (BILLS)

		TACKLES											INTERCEPTIONS					FUMBLES			ST					
DATE	OPP		TK	S	A	SK	YDS	TFL	YDS	QBH	NO	YDS	LG	TD	PD	FF	FR	YDS	TK	S	A	FF	FR	W/L	SCORE	
09/09	at Ravens	P	0	0	0	0.0	0.0	0	0	0	0	0	0	0	0	0	0	0	0	0	0	0	0	0	L	3-47
09/16	CHARGERS	P	0	0	0	0.0	0.0	0	0	0	0	0	0	0	0	0	0	0	0	0	0	0	0	0	L	20-31
09/23	at Vikings	P	0	0	0	0.0	0.0	0	0	0	0	0	0	0	0	0	0	0	0	1	1	0	0	0	W	27-6
09/30	at Packers	P	0	0	0	0.0	0.0	0	0	0	0	0	0	0	0	0	0	0	0	0	0	0	0	0	L	0-22
10/07	TITANS	P	0	0	0	0.0	0.0	0	0	0	0	0	0	0	0	0	0	0	0	0	0	0	0	0	W	13-12
10/14	at Texans	P	0	0	0	0.0	0.0	0	0	0	0	0	0	0	0	0	0	0	0	0	0	0	0	0	L	13-20
10/21	at Colts	P	0	0	0	0.0	0.0	0	0	0	0	0	0	0	0	0	0	0	0	0	0	0	0	0	L	5-37
10/29	PATRIOTS	P	0	0	0	0.0	0.0	0	0	0	0	0	0	0	0	0	0	0	0	0	0	0	0	0	L	6-25
11/04	BEARS	P	0	0	0	0.0	0.0	0	0	0	0	0	0	0	0	0	0	0	0	1	1	0	0	0	L	9-41
11/11	at Jets	P	2	1	1	0.0	0.0	0	0	0	0	0	0	0	0	0	0	0	0	1	1	0	0	0	W	41-10
11/25	JAGUARS	P	0	0	0	0.0	0.0	0	0	0	0	0	0	0	0	0	0	0	0	0	0	0	0	0	W	24-21
12/02	at Dolphins	P	0	0	0	0.0	0.0	0	0	0	0	0	0	0	0	0	0	0	0	0	0	0	0	0	L	17-21
12/09	JETS	P	0	0	0	0.0	0.0	0	0	0	0	0	0	0	0	0	0	0	0	0	0	0	0	0	L	23-27
12/16	LIONS	P	0	0	0	0.0	0.0	0	0	0	0	0	0	0	0	0	0	0	0	0	0	0	0	0	W	14-13
12/23	at Patriots	P	0	0	0	0.0	0.0	0	0	0	0	0	0	0	0	0	0	0	0	1	1	0	0	0	L	12-24
12/30	DOLPHINS	P	0	0	0	0.0	0.0	0	0	0	0	0	0	0	0	0	0	0	0	2	1	1	0	0	W	42-17
2018 TOTALS			16-0	2	1	1	0.0	0.0	0	0	0	0	0	0	0	0	0	0	0	6	5	1	0	0	6-10	

90 DE SHAQ LAWSON



6-3 265 4TH YEAR

JUNE 17, 1994 (AGE 23)



CENTRAL, SOUTH CAROLINA



D.W. DANIEL HIGH SCHOOL



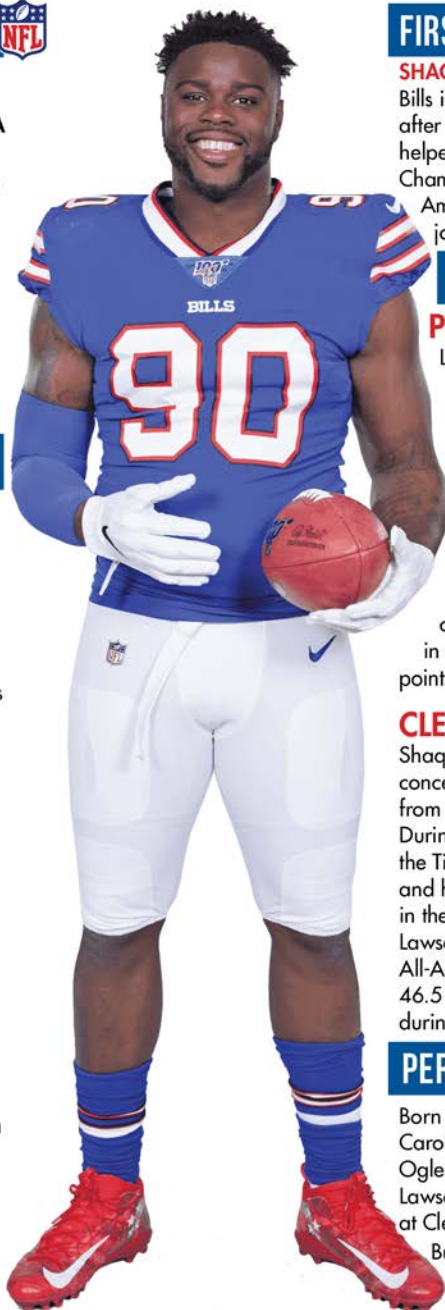
CLEMSON

ACQUIRED 2016

Drafted by the Bills in the first round (19th overall) of the 2016 NFL Draft.

SHOUTOUTS

- Finished the 2018 season with 30 tackles, four sacks and 12 QB hits.
- Recorded two sacks and a forced fumble against Miami (12/30/18).
- Was a standout against the New York Jets (11/11/18), recording three tackles, one sack, one TFL, two QB hits and a pass defended.
- Recorded a forced fumble at a key moment in the third quarter against the Tennessee Titans (10/7/18).
- Picked up a sack of his college teammate, Texans QB Deshaun Watson (10/14/18).
- First NFL sack came against Tom Brady and the New England Patriots (10/30/16).
- Was named first-team All-American for his standout play as a junior at Clemson in 2015.
- Led the country with 25.5 tackles for a loss in 2015.
- Lawson was ranked as the No. 1 prep school prospect in the nation by 247Sports.com after he spent a year at Hargrave Military Academy.



FIRST-AND-10

SHAQ LAWSON was drafted by the Bills in the first round of the 2016 Draft after three seasons at Clemson. Lawson helped lead the Tigers to the National Championship game with a Consensus All-American performance in 2015 before joining the Bills.

IF YOU HAVEN'T 'HERD'

PICK AND ROLL

Lawson contemplated leaving football behind as a freshman in high school to focus on basketball, but joined the varsity team at the last minute. As a sophomore, Lawson was the starting center for the Daniel Lions and he teamed up with Houston Texans WR DeAndre Hopkins to lead the school to their first ever Class AAA state basketball championship. Lawson led the way in the title game with a game-high 25 points.

CLEMSON BOY

Shaq's first job was working in the concessions stands at Clemson games from the ages of 11 to 14 selling popcorn. During that time, Lawson saw how much the Tigers meant to his local community and he eventually would end up playing in the same place his idols did. As a Tiger, Lawson would go on to be a unanimous All-American and would total 167 tackles, 46.5 tackles for a loss and 20 sacks during his career with the Tigers.

PERSONAL

Born June 17, 1994 in Central, South Carolina, Shaq is the son of Rolitha Oglesby and the late Lawrence Lawson. Lawson studied Parks and Recreation at Clemson University. He has a French Bulldog named Nudy.



IF YOU HAVEN'T 'HERD'



GIVING BACK TO CENTRAL

Lawson credits the majority of his success in football to the formative years he spent in the Central Tigers youth football program. The Tigers are a town recreation program for 6-12-year-olds to play football and Shaq recently left his mark on the team. Citing an extremely rundown old scoreboard, Lawson donated a brand new one in memory of his late father, Lawrence Lawson, who was very involved in the program. The scoreboard was unveiled during the 2018 season.

FAMILY MAN

The man that Shaq Lawson is today was shaped by a tragedy that happened when he was 15 years old. The car his parents were driving was hit by a drunk driver and his father passed away at the scene. Shaq knew he had to step up and help raise his younger siblings even though he just lost the most influential person in his life. Lawson still makes it a point to visit his father's grave as often as possible and every game, Lawson takes the field with his father's memory in mind, always looking to make him proud and to accomplish all the goals they set together.

THE STAMPEDE

NICKNAMES:

Big Law

IF YOU COULD PLAY ANOTHER SPORT:

Basketball. Would want to play with LeBron James

FAVORITE MUSICAL ARTIST:

Lil Baby

FAVORITE TEAM AS A KID:

Rooted for the Panthers and the Falcons

FAVORITE MEAL:

Anything from Zaxby's

HOBBIES:

Video games, fishing, being outdoors and traveling

PET PEEVE:

Bad breath

FAVORITE MOVIE:

Love and Basketball

BIGGEST OBSTACLE YOU'VE HAD TO OVERCOME:

Father passing away when he was in high school

DINNER WITH ONE PERSON, DEAD OR ALIVE, WHO WOULD IT BE?

Bernie Mac



STRANGEST THING YOU LIKE TO EAT:

Fried bologna sandwich with mayo and syrup

FAVORITE TV SHOW:

Blue Bloods

PROUDEST ACHIEVEMENT:

Getting a scholarship and going to college

FAVORITE BUFFALO RESTAURANT:

Big Tree Inn

VACATION SPOT:

Miami

WHO DO YOU MODEL YOUR GAME AFTER:

Michael Strahan

BEST ADVICE RECEIVED:

High school hero, backyard zero.



SHAQ LAWSON - NFL REGULAR SEASON STATISTICS

		TACKLES										INTERCEPTIONS					FUMBLES			ST					
DATE	TEAM	GP	GS	TK	S	A	TFL	YDS	SK	YDS	QBH	NO	YDS	LG	TD	PD	FF	FR	YDS	TK	S	A	FF	FR	
2016	Bills	10	1	13	7	6	3	21	2.0	17.0	3	0	0	0	0	1	1	0	0	0	0	0	0	0	0
2017	Bills	11	10	33	17	16	4	11	4.0	9.0	5	0	0	0	0	2	1	0	0	0	0	0	0	0	
2018	Bills	14	6	30	18	12	5	18	4.0	18.0	12	0	0	0	0	5	2	0	0	0	0	0	0	0	
TOTALS		35	17	76	42	34	12	50	10.0	44.0	20	0	0	0	0	8	4	0	0	0	0	0	0	0	

SINGLE-GAME HIGHS: DEFENSIVE

Total Tackles 7 vs. Chicago Bears, Nov 04, 2018
Sacks 2.0 vs. Miami Dolphins, Dec 30, 2018
Passes Defensed 2 vs. New York Jets, Dec 09, 2018

Forced Fumbles 1 vs. Miami Dolphins, Dec 30, 2018
Tackles For Loss 1 vs. Miami Dolphins, Dec 30, 2018

2018 GAME-BY-GAME REGULAR SEASON STATISTICS (BILLS)

		TACKLES										INTERCEPTIONS					FUMBLES			ST					
DATE	OPP	TK	S	A	SK	YDS	TFL	YDS	QBH	NO	YDS	LG	TD	PD	FF	FR	YDS	TK	S	A	FF	FR	W/L	SCORE	
09/09	at Ravens	S	1	1	0	0.0	0.0	0	0	1	0	0	0	0	0	0	0	0	0	0	0	0	0	L	3-47
09/16	CHARGERS	INACTIVE																				L	20-31		
09/23	at Vikings	INACTIVE																				W	27-6		
09/30	at Packers	P	3	2	1	0.0	0.0	1	0	0	0	0	0	0	0	0	0	0	0	0	0	0	0	L	0-22
10/07	TITANS	P	1	1	0	0.0	0.0	0	0	0	0	0	0	0	1	0	0	0	0	0	0	0	0	W	13-12
10/14	at Texans	P	2	2	0	1.0	2.0	1	2	1	0	0	0	0	0	0	0	0	0	0	0	0	0	L	13-20
10/21	at Colts	P	0	0	0	0.0	0.0	0	0	0	0	0	0	0	0	0	0	0	0	0	0	0	0	L	5-37
10/29	PATRIOTS	S	3	2	1	0.0	0.0	0	0	0	0	0	0	0	0	0	0	0	0	0	0	0	0	L	6-25
11/04	BEARS	S	7	4	3	0.0	0.0	0	0	2	0	0	0	0	0	0	0	0	0	0	0	0	0	L	9-41
11/11	at Jets	S	3	2	1	1.0	5.0	1	5	2	0	0	0	0	1	0	0	0	0	0	0	0	0	W	41-10
11/25	JAGUARS	S	0	0	0	0.0	0.0	0	0	1	0	0	0	0	0	0	0	0	0	0	0	0	0	W	24-21
12/02	at Dolphins	S	1	0	1	0.0	0.0	0	0	0	0	0	0	0	0	0	0	0	0	0	0	0	0	L	17-21
12/09	JETS	P	2	1	1	0.0	0.0	0	0	0	0	0	0	0	2	0	0	0	0	0	0	0	0	L	23-27
12/16	LIONS	P	3	1	2	0.0	0.0	1	3	2	0	0	0	0	1	0	0	0	0	0	0	0	0	W	14-13
12/23	at Patriots	P	2	0	2	0.0	0.0	0	0	0	0	0	0	0	0	0	0	0	0	0	0	0	0	L	12-24
12/30	DOLPHINS	P	2	2	0	2.0	11.0	1	8	3	0	0	0	0	0	1	0	0	0	0	0	0	0	W	42-17
2018 TOTALS		14-6	30	18	12	4.0	18.0	5	18	12	0	0	0	0	5	2	0	0	0	0	0	0	0	6-10	

47

DB

CAMERON
LEWIS

5-9

183

ROOKIE



APRIL 13, 1997 (AGE 21)



DETROIT, MICHIGAN



CONSORTIUM PREP



BUFFALO

ACQUIRED 2019

Signed by the Bills as an undrafted free agent in 2019.

SHOUTOUTS

- Over his four-year career at Buffalo, totaled 156 tackles, 4 tackles for loss, 5 interceptions, 22 passes defended and 3 forced fumbles.
- Had a career-high 3 interceptions in 2018, which ranked second in the MAC.
- Picked off a pass and ran it back 68 yards for a touchdown against Northern Illinois (11/11/15).
- Had a career-high 8 tackles against Western Michigan (10/7/17).

THE STAMPEDE

A skill you would like to learn?

Trading stocks

Biggest influence on your career?

Mom and Dad for all the various lessons they've taught me

Collect anything?

Used to collect baseball and Pokemon cards

Number one sporting event you'd want to attend as a fan?

March Madness finals



FIRST-AND-10

CAMERON (CAM) LEWIS joined the Buffalo Bills in 2019 after a four-year career at University of Buffalo. A Michigan native, Lewis entered the NFL as an undrafted free agent to the Bills.

IF YOU HAVEN'T 'HERD'

BASEBALL PAST

Lewis spent most of his life as a baseball standout, rather than a football star. Up until his junior year of high school, he was splitting time between baseball and football with his focus being more on baseball.

He participated in both club and school baseball, and his club team was so successful that they made it to the RBI National Championship.

"The most memorable game of my career was the RBI regional championship trying to make nationals," Lewis said. "The team was down 5 in the last inning and we rallied to win. It was played on the Cleveland Indians field."

It wasn't until his junior year of high school that his football coach, John Pittman, asked him to really give football a shot. Lewis listened and Pittman became a mentor for the high school running back turned college defensive back. He became the first player from his high school to play at a Division I school.

PERSONAL

The son of Ernest and Yvonne Lewis, Cameron has two older brothers, Ernest Jr. and Brandon. He majored in African American Studies while at Buffalo. He hopes to one day work with adoption agencies and foster homes because he believes every child should have a home.

@A1CAM_

@K1LLACAM_

38

CB

RYAN
LEWIS

6-0

195

2ND YEAR

APRIL 15, 1994 (AGE 25)



SAMMAMISH, WASHINGTON



EASTLAKE HIGH SCHOOL

Pitt
PITTSBURGH

ACQUIRED 2018

Claimed off waivers from New England on September 2, 2018.

SHOUTOUTS

- Forced two fumbles, broke up two passes and led team with 8 tackles at GB (9/30/18).
- Started in his NFL debut in a 27-6 win at Min. (9/23/18). Had two tackles and a pass defended.
- Played in 51 games at Pitt, including 12 starts as a senior. Finished with 103 tackles, two INTs and 10 passes defended.

THE STAMPEDE

What player have you learned the most from in the NFL?

Stephon Gilmore

What advice would you give to your younger self?

Don't fall in with the crowd. Be yourself.

Do you have a nickname?

Two. "Seattle" because he was the only person on college team from Seattle and "Ry Lew" came from Bills and Pitt teammate Lafayette Pitts



FIRST-AND-10

RYAN LEWIS was claimed off waivers from the Patriots on September 2, 2018 after spending most of the 2017 season on New England's practice squad. He originally entered the NFL as an undrafted free agent with the Cardinals in 2017.

IF YOU HAVEN'T 'HERD'

BIG-GAME HUNTER

Lewis knew how big of a rivalry Pittsburgh and Penn State was as he went into the game during his senior year. His uncle, Tim, who played cornerback for Pitt from 1979-1982, called Lewis before the 2016 matchup to remind him how important the opportunity was. With only a minute left in the game and Penn State driving to take the lead, Lewis intercepted QB Trace McSorley in the end zone to seal the 42-39 win.

FAMILY MATTERS

His father, Will, played cornerback with the Seahawks, the USFL's Houston Gamblers and in the CFL. He also worked as an NFL assistant coach with the Falcons (1995-96) and spent time in the front offices of the Packers (1997-98), Seahawks (1999-2013) and Chiefs (2013-17). His uncle, Tim Lewis, spent four seasons playing in the NFL before working as an NFL assistant coach for more than 20 years. His cousin, Louis Riddick, played six seasons in the NFL, served as Washington and Philadelphia's Director of Pro Personnel and is now an ESPN analyst.

PERSONAL

The son of Will and Kimberly Lewis, he has two brothers and one sister. He set a school record time of 10.7 seconds in the state championships in the 100-yard dash in high school.

@RYANLEWIS_38

@RYANLEWIS38



RYAN LEWIS - NFL REGULAR SEASON STATISTICS

			TACKLES									INTERCEPTIONS						FUMBLES			ST				
DATE	TEAM	GP	GS	TK	S	A	TFL	YDS	SK	YDS	QBH	NO	YDS	LG	TD	PD	FF	FR	YDS	TK	S	A	FF	FR	
2017	Patriots	0	0	0	0	0	0	0.0	0.0	0.0	0	0	0	0	0	0	0	0	0	0	0	0	0	0	0
2018	Bills	7	3	13	11	2	0	0	0.0	0.0	0	0	0	0	0	3	2	0	0	2	1	1	0	0	
TOTALS		7	3	13	11	2	0	0	0.0	0.0	0	0	0	0	0	3	2	0	0	2	1	1	0	0	

SINGLE-GAME HIGHS: DEFENSIVE

Total Tackles 8 at Green Bay Packers, Sep 30, 2018
Passes Defensed 2 at Green Bay Packers, Sep 30, 2018

Forced Fumbles 2 at Green Bay Packers, Sep 30, 2018
Special Teams Tackles 1 at New York Jets, Nov 11, 2018

2018 GAME-BY-GAME REGULAR SEASON STATISTICS (BILLS)

		TACKLES									INTERCEPTIONS						FUMBLES			ST							
DATE	OPP	TK	S	A	SK	YDS	TFL	YDS	QBH	NO	YDS	LG	TD	PD	FF	FR	YDS	TK	S	A	FF	FR	W/L	SCORE			
09/09	at Ravens	INACTIVE																								L	3-47
09/16	CHARGERS	INACTIVE																								L	20-31
09/23	at Vikings	S	2	2	0	0.0	0.0	0	0	0	0	0	0	1	0	0	0	0	0	0	0	0	0	W	27-6		
09/30	at Packers	S	8	7	1	0.0	0.0	0	0	0	0	0	0	2	2	0	0	0	0	0	0	0	0	L	0-22		
10/07	TITANS	S	2	2	0	0.0	0.0	0	0	0	0	0	0	0	0	0	0	0	0	0	0	0	0	W	13-12		
10/14	at Texans	INACTIVE																								L	13-20
10/21	at Colts	INACTIVE																								L	5-37
10/29	PATRIOTS	P	0	0	0	0.0	0.0	0	0	0	0	0	0	0	0	0	0	1	0	1	0	0	0	L	6-25		
11/04	BEARS	P	0	0	0	0.0	0.0	0	0	0	0	0	0	0	0	0	0	0	0	0	0	0	0	L	9-41		
11/11	at Jets	P	1	0	1	0.0	0.0	0	0	0	0	0	0	0	0	0	0	1	1	0	0	0	0	W	41-10		
11/25	JAGUARS	INACTIVE																								W	24-21
12/02	at Dolphins	INACTIVE																								L	17-21
12/09	JETS	P	0	0	0	0.0	0.0	0	0	0	0	0	0	0	0	0	0	0	0	0	0	0	0	L	23-27		
12/16	LIONS	INACTIVE																								W	14-13
12/23	at Patriots	INACTIVE																								L	12-24
12/30	DOLPHINS	ON INACTIVE LIST																								W	42-17
2018 TOTALS		7-3	13	11	2	0.0	0.0	0	0	0	0	0	0	3	2	0	0	2	1	1	0	0	6-10				

61

C/G

SPENCER
LONG

6-5

318

6TH YEAR

NOVEMBER 8, 1990 (AGE 28)



ELKHORN, NEBRASKA



ELKHORN HIGH SCHOOL



N

NEBRASKA

ACQUIRED 2019

Signed by the Bills as a free agent on February 12, 2019.

SHOUTOUTS

- Has started 44-of-53 career games played.
- In 2018, started all 13 games he played in with the Jets. Against the Broncos (10/7), helped the Jets rush for 300+ yards for the fifth time in franchise history.
- Played in a career-high 15 games in 2016, starting 12 of the games he played in. Was a part of a Redskins offensive line that allowed the fourth fewest sacks in the NFL (23).
- Against the Green Bay Packers in the 2015 postseason, started in his first career playoff game.
- In the 2015 regular season, started 13 games at left guard for the Redskins while helping block for an offense that finished 10th in the league in points per game (24.3).
- Made his NFL debut in 2014 on special teams vs. the Philadelphia Eagles (9/21).



FIRST-AND-10

SPENCER LONG began his NFL career in 2014 with the Washington Redskins after being drafted by the team with a third round (78th overall) pick. In 2018, he signed with the New York Jets.

IF YOU HAVEN'T 'HERD'

A DEMANDING MAJOR

The perception that football players take lax majors certainly was not the case with Long. He graduated from the University of Nebraska with a 3.79 grade-point average and a degree in biological sciences.

Long credits the staff at Nebraska for helping him, "Our staff at Nebraska was pretty good at making sure academics came first," said Long to Richmond.com. "You had to have them in line in order to get on field to play. Physics was the hardest subject for me. Organic chemistry was something I could do a little better. It wasn't that easy. I'm not saying that. But it wasn't something I particularly struggled with." Long added that it does take a different kind of smarts on the football field, "Football is different than school. It's X's and O's. It's like chess. It took me a long time to become football smart, and that just came with study and experience."

PERSONAL

Is the son of Doug and Ann Long. Has two older sisters and a twin brother, Jake, who also played at Nebraska. Earned a biological sciences degree at Nebraska.

GAMES PLAYED/STARTED

2014 (Was, 5/0) 2015 (Was, 13/13), 2016 (Was, 15/12), 2017 (Was, 7/6), 2018 (NYJ, 13/13) ... Totals (53/44). Playoffs: 2015 (Was, 1/1) ... Totals (1/1)

@SLONG_61

@SPENCERLONG61



IF YOU HAVEN'T 'HERD'



STEPPING UP

This past summer when flooding hit Long's home state of Nebraska, Long and teammate Jeremiah Sirles committed to try and provide relief for everyone that was impacted. "Really what started it, aside from seeing all that, was watching my community come together and put their neighbors in front of themselves," Long told the Buffalo News. "It was really empowering and gave me more of a sense of pride to be where I'm from. This is my community. This is where I grew up. This is my home. People that I know were directly affected."

JUST A COUPLE WALK-ONS

Spencer and his twin brother Jake left Elkhorn High School without a single Division I scholarship offer. The brothers opted to stick together and walked on at Nebraska, where their dad played a year of college ball. By their senior year, the duo went from walk-ons to centerpieces for Nebraska, as Spencer was a team captain and starter at guard and Jake was the team's starting tight end. The motivation derived from having to earn his spot still sticks with Spencer today, as he still wears #61--the number he was given when first walking on at Nebraska.

THE
STAMPEDE

FUN FACT:

Has played every position except S and QB since first playing football at 12

IF YOU COULD PLAY
ANOTHER SPORT:

Be a DH for the Cubs

FAVORITE MUSICAL ARTIST:

Dave Matthews

FAVORITE BOOK:

Unbroken

FIRST JOB:

Baseball grounds keeper

HIGH SCHOOL SPORTS:

Baseball, track and basketball

FAVORITE APP:

Spotify

COLLECT:

Coffee mugs

BEST ADVICE RECEIVED:

The difference between success and failure is quitting

FAVORITE MOVIE:

Tommy Boy

ADVICE TO HIS YOUNGER
SELF:

Control what you can control

FAVORITE TV SHOW:

Game of Thrones

FAVORITE VACATION SPOT:

Cabo

BUCKET LIST ITEM:

See the world

BIGGEST PET PEEVE:

Talking about it and not being about it

FAVORITE OLYMPIC SPORT:

Halfpipe snowboarding

PROUDEST ACHIEVEMENT:

Being accepted to med school

FAVORITE CARTOON
CHARACTER:

Peter Griffin

98 DT STAR LOTULELEI



6-2 315 7TH YEAR

DECEMBER 20, 1989 (AGE 29)

SOUTH JORDAN, UTAH

BINGHAM HIGH SCHOOL

UTAH

ACQUIRED 2018

Signed with the Bills on March 15, 2018.

SHOUTOUTS

- Lotulelei has started 62 consecutive games, the second-longest streak among DTs.
- Was named NFC Defensive Player of the Week in 2016 after his performance against Ari. (10/30/2016) where he set a single-game career high with three sacks and a forced fumble.
- Won the Morris Trophy in 2011 while at Utah, which is annually awarded to the PAC-12's best lineman.
- Contributed to a defensive unit that in 2016 finished second in the league with 47 sacks.
- Earned PFWA All-Rookie honors after his 2013 season.
- Member of a Carolina unit that led the league in sacks in 2013.
- Was only the second Utah defensive lineman to ever make the Associated Press All-America First Team.



FIRST-AND-10

STAR LOTULELEI is entering his second season with the Bills after playing five seasons with the Carolina Panthers (2013-17). The defensive tackle was drafted by the Panthers in the 1st round (14th overall) of the 2013 NFL draft.

IF YOU HAVEN'T 'HERD'

A NEAR MISS

A first round draft pick in 2013 and one of the top acquisitions of the 2018 free agent class, it seems hard to believe that Lotulelei nearly never even played football past the high school level.

After graduating from Bingham High School, Lotulelei actually gave up football and took a job working from 9-to-5 at a furniture delivery company. Lotulelei quickly realized that lifestyle was one he wouldn't be satisfied with and enrolled at Snow Junior College.

While he was back on the gridiron, things did not really click for Lotulelei until he met his soon-to-be wife, Fuiva, and the couple had their first daughter, Arilani. Lotulelei credits becoming a father to Arilani with helping him recognize what was important and committing to football.

PERSONAL

Lotulelei (lo-too-leh-lay) is the son of Star and Pesatina Lotulelei and is the oldest of ten children. His brother, Lowell, also played football for Utah. Star and his wife Fuiva have four children. While at Utah, Lotulelei majored in Sociology. He met his wife while at Snow, where she was a volleyball player.



6-3 255 2ND YEAR

JANUARY 22, 1994 (AGE 25)

CLEARWATER, FLORIDA

COUNTRYSIDE HIGH SCHOOL

SOUTH FLORIDA

ACQUIRED 2018

Signed by the Bills as a rookie free agent in 2018.

SHOUTOUTS

- Signed from the practice squad on Dec. 4 and made his NFL debut vs. Det. (12/16/18).
- Logged his first NFL tackle vs. Det. (12/16/18).
- Had a tackle and special teams tackle in the final two regular season games of the 2018 season (at NE (12/23/18), vs. Mia (12/30/18)).
- Recorded 9.5 sacks and 65 tackles during his four-year collegiate career.
- Notched 5.5 sacks as a senior at South Florida in 2017, which ranked third on the team.
- Posted a career-high 4 tackles in a game on four separate occasions in 2016 and 2017.
- Ended the 2016 Birmingham Bowl with a sack and forced fumble of South Carolina QB Jake Bentley in overtime.
- Set career-highs in 2017 with 11.0 tackles for loss, 5.5 sacks, and three pass breakups.
- Started in all 12 games for the Bills in 2017.



FIRST-AND-10

MIKE LOVE was signed as a rookie free agent by the Bills in 2018 after a four-year career at South Florida. In college, he amassed 9.5 sacks while earning an undergraduate degree in criminology and a master's degree in entrepreneurship.

IF YOU HAVEN'T 'HERD'

MOMMA'S BOY

Love makes it clearly known that his mother is the biggest influence on him and his career to this point. Raising four boys by herself while working as an insurance claims agent, Love noticed and appreciated all that Shalonda Love did for her children.

"She is a wonderful woman," Love said. "She is always on me about my manners. Always made sure I said yes sir, no sir. She also helps me find positives in every negative situation. She has been through a lot and I will do everything I can for her."

While keeping a close relationship with his mother, Love finally met his father in 2015. He did not know who he was growing up, until the two found each other when Mike was in college.

Love says that not knowing his father was one of the biggest obstacles he had to overcome in his life, but the two are now close and Love hopes that his father will make it to a game in Buffalo this season.

PERSONAL

The son of Shalonda Love, an insurance claims agent. He has three brothers, Leon, Ton Ton and Roddrick. Leon and Ton Ton are currently serving in the US Army. Lettered in football and basketball in high school. Earned his master's degree in entrepreneurship in 2018.



THE STAMPEDE

FIRST JOB GROWING UP:

Raking yards and cutting grass in his neighborhood

FAVORITE MUSICAL ARTIST:

Roddy Ricch & Journey

COLLECT ANYTHING:

Rocks from bible study

FAVORITE FOOD:

Pizza

FAVORITE CEREAL AS A KID:

Cinnamon Toast Crunch

BIGGEST PET PEEVE:

People not saying thank you

PROUDEST ACHIEVEMENT OUTSIDE OF FOOTBALL:

Getting Master's degree

FAVORITE VACATION SPOT:

Going on a cruise

FAVORITE MOVIE:

Superbad

BUCKET LIST ITEM:

Vacation in Bora Bora

FAVORITE TV SHOW:

Game of Thrones

FIRST SPORTS JERSEY:

Tracy McGrady Rockets



ADVICE YOU WOULD GIVE YOUR YOUNGER SELF:

Don't treat a loss as a loss, treat it as a lesson

NICKNAMES:

Mike Love (full name)

HIGH SCHOOL SPORTS:

Football and basketball

UNIQUE TALENTS:

Making the best pancakes and the best PB & J

FAVORITE APP:

Calm

PLAYER YOU'VE LEARNED THE MOST FROM:

Jerry Hughes

FAVORITE OLYMPIC SPORT:

Curling, Water Polo, Track

FAVORITE BUFFALO RESTAURANT:

Ilio Depaolo's

2018 GAME-BY-GAME REGULAR SEASON STATISTICS (BILLS)

DATE	OPP	TACKLES								INTERCEPTIONS					FUMBLES			ST				MISC		SCORE		
		TK	S	A	SK	YDS	TFL	YDS	QBH	NO	YDS	LG	TD	PD	FF	FR	YDS	TK	S	A	FF	FR	S		A	W/L
09/09	at Ravens																								L	3-47
09/16	CHARGERS																								L	20-31
09/23	at Vikings																								W	27-6
09/30	at Packers																								L	0-22
10/07	TITANS																								W	13-12
10/14	at Texans																								L	13-20
10/21	at Colts																								L	5-37
10/29	PATRIOTS																								L	6-25
11/04	BEARS																								L	9-41
11/11	at Jets																								W	41-10
11/25	JAGUARS																								W	24-21
12/02	at Dolphins																								L	17-21
12/09	JETS																								L	23-27
12/16	LIONS	P	1	0	1	0.0	0.0	0	0	0	0	0	0	0	0	0	0	0	0	0	0	0	0	0	W	14-13
12/23	at Patriots	P	1	0	1	0.0	0.0	0	0	0	0	0	0	0	0	0	0	1	0	1	0	0	0	0	L	12-24
12/30	DOLPHINS	P	1	0	1	0.0	0.0	0	0	0	0	0	0	0	0	0	0	1	0	1	0	0	0	0	W	42-17
2018 TOTALS			3-0	3	0	3	0.0	0.0	0	0	0	0	0	0	0	0	0	2	0	2	0	0	0	0	6-10	

31 S DEAN MARLOWE



6-1 208 3RD YEAR

JULY 25, 1992 (AGE 26)



QUEENS, NEW YORK



HOLY CROSS HIGH SCHOOL



JAMES MADISON

ACQUIRED 2017

Signed by the Bills on December 2, 2017.

SHOUTOUTS

- Played in two games for the Bills in 2018, logging four tackles, one pass defended and one special teams tackle.
- Was a member of the Carolina Panthers squad that won the NFC Championship and made it to Super Bowl 50.
- At James Madison, was a four-time All-CAA selection, including First Team honors in 2012 and 2014.
- Named a Preseason All-American prior to the 2014 season.
- With JMU, he started 48 of a possible 49 career games played and finished his career with 326 career tackles, 12 interceptions, along with 13.5 tackles for loss and 30 passes defended.
- One of three freshmen to earn All-CAA laurels in 2011, as he was named to the Third Team.
- In 2014, led his team to a 9-4 record and JMU's first playoff berth since 2011 as a team captain.
- As a senior in high school, was New York Post and New York Daily News Queens Player of the Year.



FIRST-AND-10

DEAN MARLOWE enters his second full season with the Bills after being signed to the team's practice squad prior to Week 14 of the 2017 season. Prior to arriving in Buffalo, Marlowe spent the 2015 and 2016 seasons with the Carolina Panthers before being a training camp cut in 2017. Marlowe originally entered the NFL as a UDFA out of James Madison with Carolina.

IF YOU HAVEN'T 'HERD'

A KEY RECRUITER

Coming out of James Madison, Marlowe went undrafted but drew plenty of interest from NFL teams. Marlowe estimates about 15 NFL teams tried to sign him. One of the deciding factors in him signing with Carolina? A call from then Panthers defensive coordinator Sean McDermott during the seventh round of the 2015 NFL Draft.

"My agent told me it'd be a great opportunity to learn from a great coordinator (Sean McDermott), great head coach (Ron Rivera) and great defensive backs coach in Coach (Steve) Wilks," Marlowe said at the time. "I saw that they had veterans like Roman Harper that I could learn from and pick up the speed of the game. I'm a smart guy. I know the game and I know it well. I can develop a lot from these guys."

Marlowe warranted the interest from NFL teams after finishing his career at James Madison as a First-Team All-CAA selection.

PERSONAL

The son of Lisa and Mike Neil. He has two sisters. He graduated with a degree in Sports and Recreation Management from James Madison University.



IF YOU HAVEN'T 'HERD'



OVERCOMING OBSTACLES

Everyone has to overcome some sort of adversity in life. One of Dean's biggest obstacles was transitioning from college to the NFL. Dean finished his collegiate career as a four-time All-CAA selection including multiple First Team honors. Although he still ended up in the NFL, it wasn't the smoothest transition. The biggest difference he noticed is how differently people treat you both positively and negatively. "If you surround yourself with the right people at this level, you can learn how to appreciate what they bring to the table in a positive way."

DOUBLE OT THRILLER

Everyone who has played football has one game they'll never forget. Dean's most memorable game was a regular season game against one of the best teams in New York, Iona Prep. He vividly remembers the night, "It was great weather and the stands were packed. Iona always had a great crowd." Holy Cross was down 35-10 in the 4th quarter and everyone assumed the game was over. Then without a halftime speech, they miraculously came back to send it to double overtime where they would go on to win 42-41.

THE STAMPEDE

SPORTS HE PLAYED IN HS:

Baseball and Track & Field

FAVORITE LATE NIGHT SNACK:

Peanut Butter and Jelly

FAVORITE MUSICAL ARTIST:

Fabulous

NUMBER ONE THING ON YOUR BUCKET LIST:

Skydiving

FAVORITE MEAL:

Macaroni and cheese

UNIQUE HOBBIES:

Fishing and Cooking

BIGGEST PET PEEVE:

People running late

FAVORITE TV SHOW:

The Wire

BEST ADVICE YOU'VE BEEN GIVEN:

Rehabilitation does not occur until the consequences are severe enough

AS A KID WHAT WAS YOUR FAVORITE CEREAL:

Fruity Pebbles



SPORTING EVENT HE'D WANT TO ATTEND:

The World Cup

FAVORITE BOOK:

The Energy Bus

PROUDEST ACHIEVEMENT:

Earning a scholarship and graduating college

FAVORITE BUFFALO RESTAURANT:

Hutch's

FAVORITE MOVIE:

Juice

ONE MUSICAL ARTIST HE'D WANT TO SEE IN CONCERT:

Michael Jackson

FIRST SPORTS JERSEY:

Bulls Michael Jordan jersey



DEAN MARLOWE - NFL REGULAR SEASON STATISTICS

DATE	TEAM	GP	GS	TACKLES							INTERCEPTIONS					FUMBLES			ST				MISC						
				TK	S	A	TFL	YDS	SK	YDS	QBH	NO	YDS	LG	TD	PD	FF	FR	YDS	TK	S	A	FF	FR	S	A			
2015	Panthers	4	0	0	0	0	0	0	0	0.0	0.0	0	0	0	0	0	0	0	0	0	0	0	0	0	0	0	0	0	0
2016	Panthers	1	0	0	0	0	0	0	0	0.0	0.0	0	0	0	0	0	0	0	0	0	0	0	0	0	0	0	0	0	0
2017	Panthers	0	0	0	0	0	0	0	0	0.0	0.0	0	0	0	0	0	0	0	0	0	0	0	0	0	0	0	0	0	0
2017	Bills	0	0	0	0	0	0	0	0	0.0	0.0	0	0	0	0	0	0	0	0	0	0	0	0	0	0	0	0	0	0
2017	TOTAL	0	0	0	0	0	0	0	0	0.0	0.0	0	0	0	0	0	0	0	0	0	0	0	0	0	0	0	0	0	0
2018	Bills	2	1	4	3	1	0	0	0	0.0	0.0	0	0	0	0	0	1	0	0	0	1	1	0	0	0	0	0	0	0
TOTALS		7	1	4	3	1	0	0	0	0.0	0.0	0	0	0	0	0	1	0	0	0	1	1	0	0	0	0	0	0	0

SINGLE-GAME HIGHS: DEFENSIVE

Total Tackles 4 vs. Tennessee Titans, Oct 07, 2018

Passes Defensed 1 vs. Tennessee Titans, Oct 07, 2018

2018 GAME-BY-GAME REGULAR SEASON STATISTICS (BILLS)

DATE	OPP	GP	GS	TACKLES							INTERCEPTIONS					FUMBLES			ST				MISC		W/L	SCORE			
				TK	S	A	SK	YDS	TFL	YDS	QBH	NO	YDS	LG	TD	PD	FF	FR	YDS	TK	S	A	FF	FR			S	A	
09/09	at Ravens																										L	3-47	
09/16	CHARGERS																										L	20-31	
09/23	at Vikings																										W	27-6	
09/30	at Packers																										L	0-22	
10/07	TITANS	S	4	3	1	0	0	0	0	0	0	0	0	0	1	0	0	0	0	0	0	0	0	0	0	0	W	13-12	
10/14	at Texans																										L	13-20	
10/21	at Colts																										L	5-37	
10/29	PATRIOTS																										L	6-25	
11/04	BEARS																										L	9-41	
11/11	at Jets																										W	41-10	
11/25	JAGUARS																										W	24-21	
12/02	at Dolphins																										L	17-21	
12/09	JETS																										L	23-27	
12/16	LIONS																										W	14-13	
12/23	at Patriots																										L	12-24	
12/30	DOLPHINS	P	0	0	0	0	0	0	0	0	0	0	0	0	0	0	0	0	0	1	1	0	0	0	0	0	W	42-17	
2018 TOTALS		2-1	4	3	1	0	0	0	0	0	0	0	0	0	1	0	0	0	0	1	1	0	0	0	0	0	6-10		

14

WR

RAY-RAY
MCCLLOUD III

5-9

190

2ND YEAR

TAMPA, FLORIDA



SICKLES HIGH SCHOOL



CLEMSON

ACQUIRED 2018

Drafted by the Bills in the sixth round of the 2018 NFL Draft.

SHOUTOUTS

- Finished his rookie season with five receptions for 36 yards, one kick return for 18 yards and four punt returns for 20 yards.
- Earned an NFL career best one reception for 16 receiving yards vs. NE (10/29/18).
- Made his NFL debut at Min. (9/23/18), where he started and recorded one reception for six yards.
- Finished his career at Clemson with 127 receptions for 1,226 yards and four touchdowns in 1,396 snaps over 40 games (20 starts).
- Totaled 50 punt returns for 485 yards and a touchdown at Clemson.
- Was named a Second-Team All-American punt returner by Pro Football Focus after his 2017 season.
- Started in 14 games in the Tigers' 2017 season that resulted in a College Football Playoff berth. He finished the season with 49 receptions for 503 yards and a touchdown.
- Was named Clemson's 2016 Co-Special Teams Player of the Year.



FIRST-AND-10

RAY-RAY McCLOUD III arrived in Buffalo after spending three seasons at Clemson (2015-17). A Second-Team All-American punt returner in 2017 (Pro Football Focus), McCloud was the 187th selection in the sixth round by the Bills in 2018.

IF YOU HAVEN'T 'HERD'

FAMILY FIRST

Ray-Ray McCloud III lists his parents, Raymond McCloud Jr. and Lisa McCloud, as his biggest inspirations in his life.

McCloud told the Clemson Athletics website, "my parents are my biggest inspirations. My dad played football at Arkansas, and he has always pushed me in sports and in life. My mom is my best friend. She's my ace, and I can talk to her about anything."

"I put him in flag football leagues with kids who were a year or two years older than him, and he was just doing things that make you say, 'wow,' and making it look easy, and then it became like a habit," Raymond Jr. told the Bleacher Report.

McCloud's determination to make it to the NFL was partly because he wanted to reach the level that his dad didn't. "I want to follow through on what my dad built," he told Clemson.

PERSONAL

The son of Raymond Jr. and Lisa McCloud. Ray-Ray is the oldest of five siblings, two brothers and two sisters. Majored in Sociology at Clemson. His first name is Raymond, but goes by Ray-Ray.



IF YOU HAVEN'T 'HERD'



A SECOND LOVE

After producing on the football field, Ray-Ray wants to be able to do the same behind the big screen. "One day, when I'm done with football, I want to be a director and producer in movies," McCloud told WGR during training camp. "I'm going to learn how to write scripts word-for-word, but right now I just write how I want my movie to be, planned out and set." Though he has thought about pursuing the idea during his football career, McCloud knows he needs to stay focused on his first priority. "Movies are my second love. Football is my first."

NUMBER 34

Although Ray-Ray is a wide receiver, his jersey number of choice is 34. He followed his father's footsteps whose favorite player growing up was Walter Payton. From that moment on, his father wore 34 for the rest of his football career. Ray-Ray's brother and cousin carried on the tradition and also wore 34 during their respective football careers. After being drafted by the Bills, he was given the number 14. He said "I don't think I'll be able to wear 34 in the NFL, but as long as it has a 4 digit in it, I am cool with it."

THE
STAMPEDE

FAVORITE CEREAL AS A KID:

Lucky Charms

PROUDEST ACHIEVEMENT
OUTSIDE OF FOOTBALL:

Won a lifetime achievement award for doing charity work

FAVORITE MUSICAL ARTIST:

Tupac

BIGGEST INFLUENCE:

Father

BIGGEST PET PEEVE:

When people leave food in the car

PRE-GAME RITUALS:

Listen to slow music

NICKNAMES:

Ray-Ray and Durtty

FAVORITE MEAL:

Mom's home cooking

NFL PLAYER YOU HAVE
LEARNED THE MOST FROM:

Jeremy Kerley

FAVORITE ATHLETES:

Allen Iverson and Kobe



BEST ADVICE GIVEN:

"No matter how fast someone is moving, always move at your own pace."

MOST MEMORABLE GAME
YOU HAVE PLAYED IN:

2016 vs NC State. It ended up going into overtime where Clemson won 24-17

FAVORITE MOVIE:

All about the Benjamins

FAVORITE CARTOON
CHARACTER:

Huey from the Boondocks

FAVORITE TV SHOW:

Fresh Prince of Bel Air

NUMBER ONE SPORTING
EVENT YOU'D WANT TO
ATTEND AS A FAN:

WBC Heavyweight Championship Match

FAVORITE BOOK:

The Mamba Mentality



RAY-RAY MCCLLOUD III - NFL REGULAR SEASON STATISTICS

					RECEIVING				
DATE	TEAM	GP	GS	NO.	YDS	AVG	LG	TD	
2018	Bills	10	1	5	36	7.2	16	0	
TOTALS		10	1	5	36	7.2	16	0	

RAY-RAY MCCLLOUD III - NFL REGULAR SEASON RETURN STATISTICS

					KICKOFF RETURNS				PUNT RETURNS			
DATE	TEAM	RET.	YDS.	AVG.	LG	TD	NO.	FC	YDS	AVG	LG	TD
2018	Bills	1	18	18.0	18	0	4	2	20	5.0	13	0
TOTALS		1	18	18.0	18	0	4	2	20	5.0	13	0

2018 GAME-BY-GAME REGULAR SEASON STATISTICS (BILLS)

			RECEIVING						
DATE	OPPONENT	P/S	NO	YDS	LG	TD	W/L	SCORE	
09/09	at Ravens		ON INACTIVE LIST					L	3-47
09/16	CHARGERS		ON INACTIVE LIST					L	20-31
09/23	at Vikings	S	1	6	6	0	W	27-6	
09/30	at Packers	P	0	0	0	0	L	0-22	
10/07	TITANS	P	1	7	7	0	W	13-12	
10/14	at Texans	P	1	2	2	0	L	13-20	
10/21	at Colts		INACTIVE					L	5-37
10/29	PATRIOTS	P	1	16	16	0	L	6-25	
11/04	BEARS	P	0	0	0	0	L	9-41	
11/11	at Jets	P	0	0	0	0	W	41-10	
11/25	JAGUARS		INACTIVE					W	24-21
12/02	at Dolphins		INACTIVE					L	17-21
12/09	JETS	P	0	0	0	0	L	23-27	
12/16	LIONS	P	0	0	0	0	W	14-13	
12/23	at Patriots		INACTIVE					L	12-24
12/30	DOLPHINS	P	1	5	5	0	W	42-17	
2018 TOTALS		10-1	5	36	16	0	6-10		

25 RB LESEAN MCCOY



5-11 210 11TH YEAR

JULY 12, 1988 (AGE 30)

HARRISBURG, PENNSYLVANIA

BISHOP MCDEVITT HIGH SCHOOL

Pitt
PITTSBURGH

ACQUIRED 2015

Traded from Philadelphia on March 10, 2015 for Kiko Alonso.

NFL HONORS



AP AP RUSHING LEADER
2011 2013 2013

MOST RUSHING YARDS

SINCE 2009, MCCOY'S ROOKIE SEASON



LESEAN MCCOY 10,606	FRANK GORE 10,307	ADRIAN PETERSON 10,217	MATT FORTE 8,558
-------------------------------	-----------------------------	----------------------------------	----------------------------

PERSONAL

Has a son, LeSean, Jr. He is the son of Daphne and Ron McCoy. Has an older brother, LeRon, and a younger brother, Chris Henderson. LeRon was a 7th round draft pick of Arizona in 2005 as a wide receiver. Has a pit bull named Chubb and a rottweiler named Momma. Aspires to become a football analyst on television once his playing days are complete.

FIRST-AND-10

Now in his fifth season in Buffalo, **LESEAN MCCOY** is cementing his position as one of the game's best running backs of all time. Acquired by the Bills in a trade from the Eagles in 2015, McCoy leads the NFL in rushing yards since entering the league as a second round draft choice of Philadelphia in 2009 (53rd overall). A six-time Pro Bowl selection and a two-time, first-team All-Pro honoree, McCoy is the only player in NFL history with 10,000+ rushing yards, 400+ receptions, 4.5+ yards per carry, and 80+ total touchdowns.

SHOUTOUTS

- Since 2010, McCoy leads the NFL with 38 games of 100+ rushing yards. His teams' record in such games? 32-6.
- McCoy has scored the most touchdowns this decade (2010-18) with 80 (tied with Rob Gronkowski)
- McCoy leads the NFL in most yards from scrimmage in NFL since 2009 (14,222).
- Tied with Le'Veon Bell for the most games with 150+ yards from scrimmage since 2012 (17).
- Since joining the Bills in 2015, ranks 3rd in the NFL in rushing yards with 3,814. (Behind Todd Gurley's 4,547 and Ezekiel Elliott's 4,048).
- In a heavy snowstorm, rushed for a season-high 156 yards (6th most in career), including a game-winning 21-yard touchdown run in overtime vs. Indianapolis (12/10/17).
- Still holds the Eagles franchise records for most rushing yards in a career (6,792), in a season (1,607 in 2013), and in a game (217 vs. Detroit on 12/8/13).



25

RB

LESEAN MCCOY



2010'S - A DECADE OF DOMINANCE FOR MCCOY

McCoy became a full-time starter in the NFL in 2010, his second season in the league. Since then, he leads the NFL in several categories in the decade (2010-18), including:

9,969
RUSHING YARDS

13,277
TOTAL YARDS FROM SCRIMMAGE

6
1,000-YARD RUSHING SEASONS

80
TOUCHDOWNS

2,626
TOTAL TOUCHES

38
100-YARD RUSHING GAMES

FEWEST AMOUNT OF CARRIES TO REACH 10,000 YARDS



JIM BROWN
1,936



ADRIAN PETERSON
2,004



BARRY SANDERS
2,020



O.J. SIMPSON
2,085



LESEAN MCCOY
2,145



TIKI BARBER
2,149

SNOW MAN

Playing in heavy snow brings out the best in McCoy, who logged two of his top six rushing games of his career while playing in several inches of snow.

In 2013, McCoy broke the Eagles single-game rushing record with 217 yards in a comeback win vs. Detroit. Four years later, McCoy capped off a 156-yard rushing performance with a game-winning, 21-yard touchdown in overtime vs. Indianapolis.



ALL-TIME LEADING RUSHERS

- 1 Emmitt Smith (HOF) 18,355
- 2 Walter Payton (HOF) 16,726
- 3 Barry Sanders (HOF) 15,269
- 4 Frank Gore (Active) 14,748
- 5 Curtis Martin (HOF) 14,101
- 6 LaDainian Tomlinson (HOF) .. 13,684
- 7 Jerome Bettis (HOF) 13,662
- 8 Adrian Peterson (Active) 13,318
- 9 Eric Dickerson (HOF) 13,259
- 10 Tony Dorsett (HOF) 12,739
- 11 Jim Brown (HOF) 12,312
- 12 Marshall Faulk (HOF) 12,279
- 13 Edgerrin James 12,246
- 14 Marcus Allen (HOF) 12,243
- 15 Franco Harris (HOF) 12,120
- 16 Thurman Thomas (HOF) 12,074
- 17 Fred Taylor 11,695
- 18 Steven Jackson 11,438
- 19 John Riggins (HOF) 11,352
- 20 Corey Dillon 11,241
- 21 O.J. Simpson (HOF) 11,236
- 22 Warrick Dunn 10,967
- 23 Ricky Watters 10,643
- 24 Jamal Lewis 10,607
- 25 **LeSean McCoy (Active) 10,606**
- 26 Thomas Jones 10,591
- 27 Tiki Barber 10,449
- 28 Eddie George 10,441
- 29 Marshawn Lynch (Active) 10,379
- 30 Otis Anderson 10,273

HOF - Pro Football Hall of Fame inductee



IF YOU HAVEN'T 'HERD'



SHADES OF GREATNESS

After McCoy's grandmother, Maryann Branch, lost her battle with ALS, the disease became a driving force behind the creation of his foundation – Shades of Greatness.

This foundation is dedicated to helping the fight against Lou Gehrig's Disease (ALS) and provides direct support to individuals battling ALS to ensure a comfortable quality of life while supporting their family and caregivers in providing quality of life care.

Each year in Buffalo and Harrisburg, his foundation conducts an annual backpack giveaway in September, an annual Thanksgiving turkey giveaway as well as other events in the Buffalo area around Christmas.

PERSEVERANCE AT A YOUNG AGE

On pace to shatter the state's rushing record during his senior season at Bishop McDevitt HS, McCoy suffered a compound ankle fracture during the fourth game and missed the rest of the season.

"I felt like I was on top of the world," recalled McCoy. "Then at the very next moment I lost it all." After one year of prep school at Milford Academy in New York, McCoy was given a chance to play Division I football by Pittsburgh coach Dave Wannstedt. In 2012, he (#20) joined Ricky Watters as the only two players to have their jersey numbers retired by Bishop McDevitt. McCoy began playing football as a running back for the East Shore Royals in Harrisburg.

THE STAMPEDE

FAVORITE MUSICAL ARTIST:

50 Cent

FAVORITE CEREAL GROWING UP:

Captain Crunch

IF YOU COULD TRADE PLACES WITH ONE PERSON FOR ONE DAY:

Bills owner Terry Pegula

IF YOU COULD PLAY ANY OTHER SPORT:

Point guard for the Philadelphia 76ers

BEST ADVICE EVER RECEIVED:

Tomorrow is never promised and don't take anything for granted (from his mother)

NICKNAME:

Shady

FAVORITE RUNNING BACK:

Barry Sanders



FAVORITE CARTOON CHARACTER:

Spiderman

FAVORITE MOVIE:

Any Given Sunday

FAVORITE VACATION SPOT:

Brazil

IF YOU COULD HAVE ONE SUPERPOWER:

Flying

FAVORITE OLYMPIC SPORT TO WATCH:

Basketball

SOMETHING YOU LIKE TO COLLECT:

Jerseys of players I respect

25

RB

LESEAN
MCCOY

LESEAN MCCOY - NFL REGULAR SEASON STATISTICS

				RUSHING					RECEIVING				
DATE	TEAM	GP	GS	NO.	YDS.	AVG.	LG	TD	NO.	YDS	AVG	LG	TD
2009	Eagles	16	4	155	637	4.1	66f	4	40	308	7.7	45	0
2010	Eagles	15	13	207	1,080	5.2	62	7	78	592	7.6	40	2
2011	Eagles	15	15	273	1,309	4.8	60	17	48	315	6.6	26	3
2012	Eagles	12	12	200	840	4.2	34	2	54	373	6.9	36	3
2013	Eagles	16	16	314	1,607	5.1	57f	9	52	539	10.4	70	2
2014	Eagles	16	16	312	1,319	4.2	53	5	28	155	5.5	18	0
2015	Bills	12	12	203	895	4.4	48f	3	32	292	9.1	22	2
2016	Bills	15	15	234	1,267	5.4	75f	13	50	356	7.1	41	1
2017	Bills	16	16	287	1,138	4.0	48f	6	59	448	7.6	39	2
2018	Bills	14	13	161	514	3.2	28f	3	34	238	7.0	24	0
TOTALS		147	132	2346	10,606	4.5	75f	69	475	3,616	7.6	70	15

SINGLE-GAME HIGHS: RUSHING/RECEIVING

Rush Attempts 32 vs. Indianapolis Colts, Dec 10, 2017

Rushing Yards 217 vs. Detroit Lions, Dec 08, 2013

Longest Runs 75f vs. Jacksonville Jaguars, Nov 27, 2016

Rushing TDs 3 vs. San Francisco 49ers, Oct 16, 2016

Receptions 12 vs. Washington Redskins, Oct 03, 2010

Receiving Yards 114 vs. Los Angeles Chargers, Sep 15, 2013

Longest Receptions 70 vs. Los Angeles Chargers, Sep 15, 2013

Receiving TDs 1 vs. Miami Dolphins, Dec 17, 2017

All-purpose yards 221 vs. Detroit Lions, Dec 08, 2013

25

RB

LESEAN
MCCOY

2018 GAME-BY-GAME REGULAR SEASON STATISTICS (BILLS)

DATE	OPPONENT	P/S	RUSHING				RECEIVING				W/L	SCORE
			ATT	YDS	LG	TD	NO	YDS	LG	TD		
09/09	at Ravens	S	7	22	12	0	1	-1	-1	0	L	3-47
09/16	CHARGERS	S	9	39	27	0	4	29	9	0	L	20-31
09/23	at Vikings		INACTIVE								W	27-6
09/30	at Packers	S	5	24	11	0	3	13	7	0	L	0-22
10/07	TITANS	S	24	85	16	0	2	23	13	0	W	13-12
10/14	at Texans	S	16	73	14	0	3	21	22	0	L	13-20
10/21	at Colts	S	2	1	1	0	0	0	0	0	L	5-37
10/29	PATRIOTS	S	12	13	12	0	6	82	24	0	L	6-25
11/04	BEARS	S	10	10	4	0	4	19	8	0	L	9-41
11/11	at Jets	S	26	113	28†	2	1	5	5	0	W	41-10
11/25	JAGUARS	S	17	46	7	0	1	7	7	0	W	24-21
12/02	at Dolphins	S	15	52	18	0	4	12	11	0	L	17-21
12/09	JETS	S	2	1	1	0	0	0	0	0	L	23-27
12/16	LIONS		INACTIVE								W	14-13
12/23	at Patriots	P	6	9	5	0	3	10	7	0	L	12-24
12/30	DOLPHINS	S	10	26	9†	1	2	18	9	0	W	42-17
2018 TOTALS		14-13	161	514	28†	3	34	238	24	0	6-10	

68

T

CONOR
MCDERMOTT

6-8

310

3RD YEAR

OCTOBER 19, 1992 (AGE 26)



NASHVILLE, TENNESSEE



ENSWORTH HIGH SCHOOL



UCLA

ACQUIRED 2017

Claimed off waivers by the Bills on September 3, 2017.

SHOUTOUTS

- Played in five games in 2018, mainly appearing on special teams.
- Appeared in 35 games at UCLA while there from 2012-16. Overlapped with his brother, Kevin, who was at UCLA from 2008-12 and is now a long snapper with the Minnesota Vikings.

THE STAMPEDE

First sports jersey you owned?

Brett Favre Packers jersey

Dream job outside of sports?

A Formula One race car driver for Team Red Bull

Favorite activity to do in Buffalo?

Watch the Buffalo Sabres or play golf

Most famous cell phone contact?

SuperCade

Hidden talent?

Can do hand whistle bird calls

Favorite Olympic sport?

Curling



FIRST-AND-10

CONOR MCDERMOTT was claimed off waivers by the Bills in 2017 after being drafted in the sixth round (211th overall) by the New England Patriots in 2017. McDermott earned second-team All-Pac 12 honors in back-to-back seasons with the Bruins (2015-16).

IF YOU HAVEN'T 'HERD'

BASKETBALL LOVE

Growing up, McDermott was much more focused on making it to the NBA in comparison to the NFL. He didn't even send out highlight tapes of himself playing football in high school until after his senior season. As a senior in high school, McDermott was named Mr. Basketball for Division II-AA in the state of Tennessee and was able to lead his school to a state championship in not only basketball, but football as well. It wasn't until the UCLA coaches came calling that he made the full-time switch to football and started putting on the weight to get him to where he is today.

#68

Rather than choosing his number, McDermott's number chose him. When he arrived at UCLA he was poised to play tight end, however when he got to his locker he saw the #68 jersey and realized the coaches envisioned him playing tackle. He embraced the role and became a mainstay at LT for the Bruins.

PERSONAL

Born October 19, 1992 in Nashville, Tennessee, Conor is the son of Kevin and Deborah McDermott. McDermott studied political science and graduated from UCLA.

GAMES PLAYED/STARTED

2017 (Buf, 3/0), 2018 (Buf, 5/0) ... Totals (8/0).

@CONORMCD68

@MCDERMOTT68

64

T

GARRETT
MCGHIN

6-6

302

ROOKIE



OCTOBER 13, 1995 (AGE 23)



TALLAHASSEE, FLORIDA

FLORIDA STATE
UNIVERSITY SCHOOL

EAST CAROLINA

ACQUIRED 2019

Signed with the Bills as an
UDFA on May 13, 2019.

SHOUTOUTS

- Served as a team captain for East Carolina in both 2017 and 2018.
- Showed his versatility throughout his college career by seeing time at tackle, guard and center.
- Started all 12 games as a senior in 2018 at right tackle. It was his first time working at tackle after playing as a guard and center in his prior years.

THE STAMPEDE

Unique talents or hobbies?

Really enjoys baking. His specialty is a banana nut bread.

Favorite TV show?

Friends

Favorite cereal?

Apple Jacks

First job?

Mowing lawns

Favorite Olympic sport to watch?

Curling



FIRST-AND-10

GARRETT MCGHIN enters his first season with the Bills in 2019 after signing with the team as a UDFA out of East Carolina. McGhin played in 48 games over five years with the Pirates.

IF YOU HAVEN'T 'HERD'

THE SLUGGER

If McGhin had the choice, the sport he would love to be a pro in would be baseball. His first love, McGhin at one point was hoping to find a place to play both football and baseball in college and was close to trying to do it at East Carolina.

A die-hard baseball fan as a kid, McGhin grew up idolizing Chipper Jones and David Ortiz. He now is a big fan of Atlanta Braves first baseman Freddie Freeman and would pattern his game after him if he was still playing the sport.

McGhin also used his passion for baseball to make a difference in the community in both high school and college as he decided to get involved with The Miracle League.

The Miracle League looks to provide opportunities for children with disabilities to play Miracle League baseball, regardless of their abilities. They also look to promote the construction of special facilities that meet the unique needs of Miracle League players and their families.

PERSONAL

The son of Kathy and Patrick McGhin, Garrett has a younger brother named James. He graduated with a degree in business communications from East Carolina.

@_GMAC55

_GMAC55

19 WR ISAIAH MCKENZIE



5-8 173 3RD YEAR

APRIL 9, 1995 (AGE 24)



MIAMI, FLORIDA



AMERICAN HERITAGE HS



GEORGIA

ACQUIRED 2018

Claimed off of waivers on November 5, 2018 (from Denver).

SHOUTOUTS

- Against the Lions (12/16/18), tallied career highs in both catches (6) and receiving yards (53).
- In Week 14 at NYJ (12/9/18), scored his second rushing touchdown of the season on a 15 yard rush. Became the first Bills WR since Elbert 'Golden Wheels' Dubenion in 1961 to run for two touchdowns in a single season.
- Scored his first NFL touchdown on a six yard carry vs. Jax. (11/25/18).
- Logged a career-high 101 kickoff return yards at NYJ (12/9/18).
- In 2017 while with the Broncos, tallied a career-long punt return of 44 yards in a game at Phi. (11/5/17).
- Set the Georgia school record for career punt return touchdowns (5) and overall return touchdowns (6).
- During his final collegiate season at Georgia, finished as UGA's leading receiver with 44 receptions for 663 yards (14.4 average) with seven touchdowns. As a freshman at Georgia, matched the school record for punt return touchdowns (2) and total return touchdowns (3) in a single season as a true freshman.



FIRST-AND-10

ISAIAH MCKENZIE joined the Bills in 2018 after being claimed off of waivers via the Denver Broncos. McKenzie originally entered the league in 2017 as a fifth round pick (172nd overall) of the Broncos out of Georgia. McKenzie spent the entire 2017 season on the Broncos' 53-man roster before rotating between Denver's 53 and practice squad in 2018.

IF YOU HAVEN'T 'HERD'

A KEY INFLUENCE

When the Broncos called McKenzie's phone during the 2017 NFL Draft it brought overwhelming emotions to not only Isaiah, but his grandmother as well. He credits her with keeping him and his siblings on the right path and out of trouble growing up.

"My grandma kept us on the right path," McKenzie said of himself and his siblings. "She did everything she had to do to be a great parent. I wouldn't say I followed every rule in the book, but whatever she told me I knew it was important. I took heed to when she told me something."

McKenzie's grandmother even went so far as to find a new job at American Heritage HS and take an hour long bus ride daily at 5:30 AM with Isaiah to give him the best opportunity to take advantage of his unique talents on the football field. Everything eventually paid off as McKenzie received multiple D-I offers.

PERSONAL

Born on April 9, 1995 in Miami, Florida and attended American Heritage HS. McKenzie has six brothers and one sister.

19

WR

ISAIAH
MCKENZIE

THE STAMPEDE

MOST FAMOUS PEOPLE IN PHONE CONTACTS:

Demaryius Thomas

FAVORITE MUSICAL ARTIST:

Sam Smith

COLLECT ANYTHING:

Paintings

FAVORITE FOOD:

Spaghetti

FAVORITE CEREAL AS A KID:

Fruity Pebbles

BIGGEST PET PEEVE:

Not having good shower pressure

PROUDEST ACHIEVEMENT OUTSIDE OF FOOTBALL:

Being able to help those around him financially or otherwise

FAVORITE VACATION SPOT:

Puerto Rico

FAVORITE MOVIE:

The Mask

BUCKET LIST ITEM:

Go to Paris

FIRST SPORTS JERSEY:

Michael Vick



ADVICE YOU WOULD GIVE YOUR YOUNGER SELF:

Get a lot of rest

NICKNAMES:

The Human Joystick

HIGH SCHOOL SPORTS:

Football and track

FAVORITE CARTOON GROWING UP:

Tweety Bird

FAVORITE APP:

Airline apps

PLAYER YOU'VE LEARNED THE MOST FROM:

Emmanuel Sanders

FAVORITE OLYMPIC SPORT:

Track and Field

FAVORITE BUFFALO RESTAURANT:

Fat Bob's

ISAIAH MCKENZIE - NFL REGULAR SEASON STATISTICS

DATE	TEAM	GP	GS	RECEIVING					RUSHING				
				NO.	YDS	AVG	LG	TD	NO.	YDS	AVG	LG	TD
2017	Broncos	11	0	4	29	7.3	14	0	1	4	4.0	4	0
2018	Broncos	1	0	0	0	0.0	0	0	0	0	0.0	0	0
2018	Bills	7	1	18	179	9.9	23	0	10	66	6.6	15f	2
2018	TOTAL	8	1	18	179	9.9	23	0	10	66	6.6	15f	2
TOTALS		19	1	22	208	9.5	23	0	11	70	6.4	15f	2

ISAIAH MCKENZIE - NFL REGULAR SEASON RETURN STATISTICS

DATE	TEAM	KICKOFF RETURNS					PUNT RETURNS					
		RET.	YDS.	AVG.	LG	TD	NO.	FC	YDS	AVG	LG	TD
2017	Broncos	3	50	16.7	21	0	21	7	183	8.7	44	0
2018	Broncos	0	0	0.0	0	0	2	0	13	6.5	11	0
2018	Bills	12	237	19.8	33	0	14	3	87	6.2	21	0
2018	TOTAL	12	237	19.8	33	0	16	3	100	6.3	21	0
TOTALS		15	287	19.1	33	0	37	10	283	7.6	44	0



SINGLE-GAME HIGHS: RUSHING/RECEIVING

Rush Attempts	4 vs. New York Jets, Dec 09, 2018	Kickoff Return Yards	101 vs. New York Jets, Dec 09, 2018
Rushing Yards	32 at New York Jets, Nov 11, 2018	Longest Kickoff Return	33 at New York Jets, Nov 11, 2018
Longest Runs	15† vs. New York Jets, Dec 09, 2018	Fair Catches	3 at Miami Dolphins, Dec 03, 2017
Rushing TDs	1 vs. New York Jets, Dec 09, 2018	Punt Return Yards	48 vs. Los Angeles Chargers, Sep 11, 2017
Receptions	6 vs. Detroit Lions, Dec 16, 2018	Longest Punt Return	44 at Philadelphia Eagles, Nov 05, 2017
Receiving Yards	53 vs. Detroit Lions, Dec 16, 2018	Punt Returns	5 vs. Oakland Raiders, Oct 01, 2017
Longest Receptions	23 at Miami Dolphins, Dec 02, 2018	Special Teams Tackles	1 vs. New England Patriots, Nov 12, 2017
All-purpose yards	170 vs. New York Jets, Dec 09, 2018	Miscellaneous Tackles	1 at Miami Dolphins, Dec 02, 2018
Kickoff Returns	5 vs. New York Jets, Dec 09, 2018	Most TDs	1 vs. New York Jets, Dec 09, 2018

2018 GAME-BY-GAME REGULAR SEASON STATISTICS (BRONCOS/BILLS)

DATE	OPPONENT	P/S	RECEIVING				RUSHING				W/L	SCORE
			NO	YDS	LG	TD	ATT	YDS	LG	TD		
09/09	SEAHAWKS		INACTIVE								W	27-24
09/16	RAIDERS		DID NOT PLAY								W	20-19
09/23	at Ravens		DID NOT PLAY								L	14-27
10/28	at Chiefs	P	0	0	0	0	0	0	0	0	L	23-30
11/04	TEXANS		DID NOT PLAY								L	17-19
			Went from Broncos to Bills .									
11/11	at Jets	P	1	14	14	0	3	32	15	0	W	41-10
11/25	JAGUARS	P	2	11	6	0	2	8	6†	1	W	24-21
12/02	at Dolphins	P	4	46	23	0	0	0	0	0	L	17-21
12/09	JETS	S	4	47	19	0	4	22	15†	1	L	23-27
12/16	LIONS	P	6	53	16	0	1	4	4	0	W	14-13
12/23	at Patriots	P	1	8	8	0	0	0	0	0	L	12-24
12/30	DOLPHINS	P	0	0	0	0	0	0	0	0	W	42-17
2018 TOTALS		8-1	18	179	23	0	10	66	15†	2	6-6	

18 K CHASE MCLAUGHLIN



6-0 190 ROOKIE

APRIL 9, 1996 (AGE 23)



CYPRESS, TEXAS



CYPRESS WOODS HIGH SCHOOL



I
ILLINOIS

ACQUIRED 2019

Signed with the Bills as an UDFA on May 9, 2019.

SHOUTOUTS

- Earned All-Big Ten first honors and won the Bakken-Andersen Big Ten Kicker of the Year award for his play in the 2018 season at Illinois. He made 20 of his 25 field goals and all 79 of his extra points.
- Holds the Illinois school record with five career field goals of over 50 yards.
- Led the Big Ten with 96 points scored in the 2018 season.
- Served as a team captain in 2017 and 2018.

THE STAMPEDE

Who were your favorite teams and players growing up?

Liverpool FC and Steven Gerrard

First sports jersey?

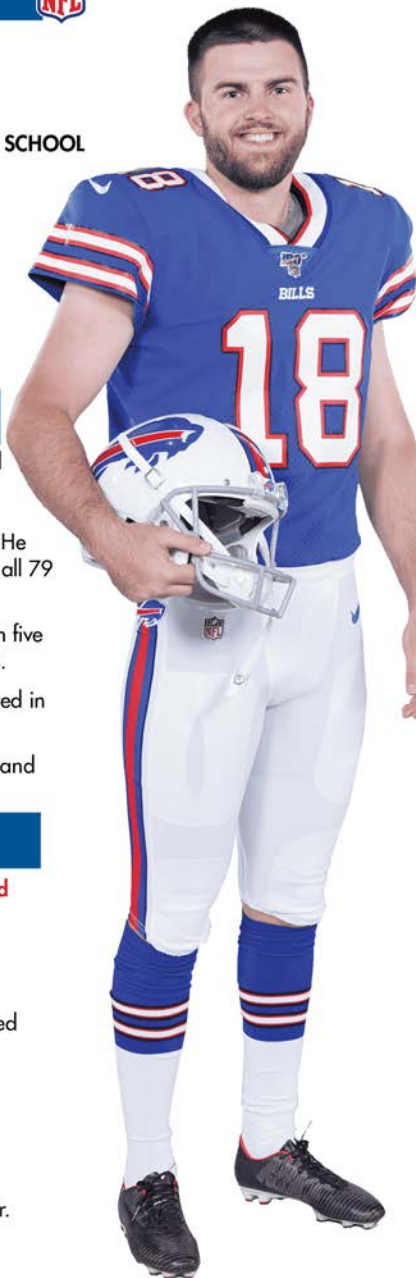
Cristiano Ronaldo Manchester United jersey

Favorite food?

Chicken Fried Steak

Favorite book?

Golf is Not a Game of Perfect by Dr. Bob Rotella



FIRST-AND-10

CHASE MCLAUGHLIN enters his first season with the Bills in 2019 after signing with the team as a UDFA out of Illinois. McLaughlin played in 35 games over three years with the Illini.

IF YOU HAVEN'T 'HERD'

THE MUSIC MAN

With the given pressure of the kicker position, most kickers have certain quirks that help them stay focused. For McLaughlin, it's classical music. Before every game he focuses in by relaxing and zoning out to one of his favorite classical tunes.

"I was actually in orchestra for about seven years in middle school and high school," McLaughlin told the News-Gazette. "I played cello. When I got to freshman year of college, I thought: 'Hey, I can read sheet music.' So, I taught myself to play piano. And I taught myself to play guitar. My most recent endeavor is banjo. I can play a few tunes."

ULTIMATE MENTOR

Chase credits the majority of his success in life to the influence of his grandfather, Joe, who unfortunately passed away shortly before Chase became the kicker at Illinois.

Crediting Joe with always showing him the right way and how to be a man, Chase decided to wear #43 while in college in tribute to his grandfather who was born in 1943.

PERSONAL

The son of Dan and Tammy McLaughlin, he has a younger brother named Pierce. Chase is engaged to Jessica Ramos.

58

LB

MATT
MILANO

6-0

223

3RD YEAR

JULY 28, 1994 (AGE 24)



ORLANDO, FLORIDA



DR. PHILLIPS HIGH SCHOOL



BOSTON COLLEGE

ACQUIRED 2017

Drafted by the Bills in the fifth round of the 2017 NFL Draft.

SHOUTOUTS

- Finished the 2018 season as the only player in the NFL with 75+ tackles, 3+ interceptions and 3+ fumble recoveries.
- Had an interception, sack and FR at Min. (9/23/18), becoming the first Bills player to have all three in a game since Troy Vincent on 12/12/04.
- Named AFC Defensive Player of the Week after his performance against the Vikings (9/23/18).
- Had a season-high 10 tackles vs. Ten. (10/7/18).
- Had interceptions in consecutive games (at NYJ (11/11/18), vs. Jax. (11/25/18)), making him the first Bills LB with a INT streak since 2015 (AJ Tarpley).
- Finished third on the team in tackles with 78 in 2018, despite missing three games due to injury.
- Key part of a Bills' linebacker unit that ranked third in the NFL in takeaways in 2018 with 17.
- Returned a fumble for a TD vs. Oak. (10/29/17), making him the first Bills LB to do so since London Fletcher 2006.



FIRST-AND-10

MATT MILANO enters his third season with the Bills after being drafted by the team in the fifth round (163rd overall) out of Boston College in 2017. He had 78 tackles, 3 interceptions and 3 fumble recoveries in 2018 before being placed on IR for the final 3 games of the season.

IF YOU HAVEN'T 'HERD'

OVERCOMING THE ODDS

Milano grew up in a football hotbed in Florida and was a three-star recruit when he began to look at college. During his senior year, he was named Orlando Sentinel's Defensive Player of the Year and opted to take his talents to Boston College. The transition was not seamless however, and he only logged five tackles during his freshman season. Milano says that the transition from different levels of football is the biggest obstacle he has had to overcome.

The jump from college to NFL was also a tough challenge for the linebacker, but Milano made the most of it, earning a starting role by the end of the 2017 season.

Milano's performance took off during the 2018 season, putting together a Pro Bowl-caliber year before being placed on IR.

PERSONAL

Born July 28, 1994 in Orlando, Florida, Matt is the son of Mike, a pharmaceutical sales manager, and Janet Milano. Matt graduated with degrees in Psychology and Communications from Boston College. He has a brother, Michael, and sister, Gina.

@MATTHEWMILANO

@MATTHEWMILANO



IF YOU HAVEN'T 'HERD'



WORLD TRAVELER

In his free time, Milano enjoys traveling, not only throughout the country, but all over the world. He has been to Costa Rica (pictured above) and hopes to one day travel the globe.

"It's important getting out from the bubble you live in at the time and experiencing something new," Milano told the Buffalo News, "seeing somebody else's culture, what they kind of do during the day, who's around there, and just meeting new people."



FACETIMING WITH FAMILY

Milano was a consistent impact player on the Bills' defense throughout the 2018 season, but unfortunately suffered a season-ending injury against the Jets with three games remaining in the season.

The following week, the Bills beat the Lions 14-13 and Milano was unable to attend due to the injury. After the game, the team faceted with Milano and he broke down the team following Coach McDermott's post-game speech.

THE
STAMPEDE

BEST ADVICE HE RECEIVED:

Never settle

FAVORITE MUSICAL
ARTIST:

SUMR Camp

FAVORITE VACATION SPOT:

South of France

BIGGEST PET PEEVE:

Nonchalant people

FAVORITE BOOK:

The Daily Stoic

FAVORITE APP OUTSIDE OF
SOCIAL MEDIA:

Spotify

INTERESTS OUTSIDE OF
FOOTBALL:

Fashion and Music

FAVORITE MOVIE:

Goodfellas

FAVORITE FOOD:

Sushi

PLAYER YOU'VE LEARNED
THE MOST FROM:

Lorenzo Alexander

FIRST JERSEY OWNED
GROWING UP:

Wayne Chrebet Jets

FAVORITE OLYMPIC SPORT:

Track and Field

FAVORITE MOMENT AS A
BUFFALO BILL:

Going to the playoffs and getting off the plane from Miami after making it

FAVORITE BUFFALO
RESTAURANT:

Bar Bill

MAIN SOURCE OF
MOTIVATION AS A PLAYER:

Finish what he started. Has made it to the NFL, but wants to prove he belongs

FAVORITE ALL-TIME PLAYER:

John Lynch

FAVORITE TV SHOW:

Sopranos



MATT MILANO - NFL REGULAR SEASON STATISTICS

		TACKLES										INTERCEPTIONS					FUMBLES			ST				
DATE	TEAM	GP	GS	TK	S	A	TFL	YDS	SK	YDS	QBH	NO	YDS	LG	TD	PD	FF	FR	YDS	TK	S	A	FF	FR
2017	Bills	16	5	43	29	14	3	6	0.0	0.0	2	1	15	15	0	2	0	1	40	6	3	3	1	0
2018	Bills	13	13	78	52	26	12	33	1.0	8.0	3	3	41	29	0	7	0	3	0	0	0	0	0	0
TOTALS		29	18	121	81	40	15	39	1.0	8.0	5	4	56	29	0	9	0	4	40	6	3	3	1	0

SINGLE-GAME HIGHS: DEFENSIVE

Total Tackles 11 vs. Indianapolis Colts, Dec 10, 2017
Sacks 1.0 at Minnesota Vikings, Sep 23, 2018
Passes Defensed 2 vs. New England Patriots, Oct 29, 2018
Fumble Recoveries 1 vs. Tennessee Titans, Oct 07, 2018

Tackles For Loss 2 at Miami Dolphins, Dec 02, 2018
Interceptions 1 vs. Jacksonville Jaguars, Nov 25, 2018
Special Teams Tackles 2 vs. New York Jets, Sep 10, 2017

2018 GAME-BY-GAME REGULAR SEASON STATISTICS (BILLS)

		TACKLES										INTERCEPTIONS					FUMBLES			ST						
DATE	OPP	TK	S	A	SK	YDS	TFL	YDS	QBH	NO	YDS	LG	TD	PD	FF	FR	YDS	TK	S	A	FF	FR	W/L	SCORE		
09/09	at Ravens	S	8	7	1	0.0	0.0	2	7	0	0	0	0	0	0	1	0	0	0	0	0	0	0	L	3-47	
09/16	CHARGERS	S	5	3	2	0.0	0.0	0	0	0	0	0	0	0	0	0	0	0	0	0	0	0	0	L	20-31	
09/23	at Vikings	S	8	4	4	1.0	8.0	1	8	1	1	0	0	2	0	1	0	0	0	0	0	0	0	W	27-6	
09/30	at Packers	S	3	1	2	0.0	0.0	0	0	1	0	0	0	0	0	0	0	0	0	0	0	0	0	L	0-22	
10/07	TITANS	S	10	7	3	0.0	0.0	1	1	0	0	0	0	0	0	1	0	0	0	0	0	0	0	W	13-12	
10/14	at Texans	S	8	3	5	0.0	0.0	2	3	0	0	0	0	1	0	0	0	0	0	0	0	0	0	L	13-20	
10/21	at Colts	S	4	4	0	0.0	0.0	0	0	0	0	0	0	0	0	0	0	0	0	0	0	0	0	L	5-37	
10/29	PATRIOTS	S	7	5	2	0.0	0.0	1	4	0	0	0	0	2	0	0	0	0	0	0	0	0	0	L	6-25	
11/04	BEARS	S	2	2	0	0.0	0.0	2	4	0	0	0	0	0	0	0	0	0	0	0	0	0	0	L	9-41	
11/11	at Jets	S	6	3	3	0.0	0.0	0	0	0	1	29	29	0	1	0	0	0	0	0	0	0	0	W	41-10	
11/25	JAGUARS	S	3	3	0	0.0	0.0	0	0	0	1	12	12	0	1	0	0	0	0	0	0	0	0	W	24-21	
12/02	at Dolphins	S	8	4	4	0.0	0.0	2	6	1	0	0	0	0	0	0	0	0	0	0	0	0	0	L	17-21	
12/09	JETS	S	6	6	0	0.0	0.0	1	0	0	0	0	0	0	0	0	0	0	0	0	0	0	0	L	23-27	
12/16	LIONS										DID NOT PLAY														W	14-13
12/23	at Patriots										INJURED RESERVE														L	12-24
12/30	DOLPHINS										INJURED RESERVE														W	42-17
2018 TOTALS		13-13	78	52	26	1.0	8.0	12	33	3	3	41	29	0	7	0	3	0	0	0	0	0	0	6-10		

60

C

MITCH
MORSE

6-6

305

5TH YEAR

APRIL 21, 1992 (AGE 27)



AUSTIN, TEXAS

ST. MICHAEL'S CATHOLIC
ACADEMY

MISSOURI

ACQUIRED 2019

Signed with the Bills on March
14, 2019.

SHOUTOUTS

- Including three appearances in the playoffs, has started 52-of-52 career games played.
- Started all 16 games at center for the Chiefs during the 2016 campaign.
- Named to the 2015 Pro Football Writers Association All-Rookie Team, after starting 15 games at center.
- Helped lead Mizzou to a 24-5 record and back-to-back SEC East Championships in his last two seasons, serving as a captain in 2014.
- Started his final 38 games with Missouri at right tackle.
- College honors while at Missouri include 2014 Second-Team All-SEC, 2012/2013 SEC Academic Honor Roll and 2011 Academic All-Big 12 first team.
- Was a finalist for the 2014 Senior CLASS Award. The award recognizes a senior who showcases excellence in community, character, classroom and competition.



FIRST-AND-10

MITCH MORSE entered the NFL in 2015 as a second round pick (49th overall) of the Kansas City Chiefs out of Missouri. Morse spent the first four seasons of his career in Kansas City.

IF YOU HAVEN'T 'HERD'

A HARSH REALITY

A four-year-old Morse was forced into a harsh reality breaking him from what he called "a life of rainbows and pizza." On April 1, 1996, Morse's brother, Robbie, suffered a debilitating brain injury after being violently shaken by a babysitter. "There's no words to describe all the symptoms," Morse told the Kansas City Star.

Despite the life-altering tragedy, Morse feels that he wouldn't be the same person today without having gone through the experience. "I have soft spots. I don't think I would be quite the person I am today ... without that tragedy happening to my brother. People say it's a cross to bear, but he hasn't been a burden at all. He's been a blessing," Morse said.

Morse's father, Kevin, summed up the circumstances nearly perfectly when reflecting on how Mitch went from always being there for his brother to playing offensive line. "Isn't that the aesthetic of an offensive lineman? Isn't that the ethos of kind of what you look for when you want to have somebody doing the thankless job?" said Kevin Morse. "He's been doing the thankless jobs in this family for 21 years."

PERSONAL

The son of Kevin & Catherine Morse. Has a younger brother Robbie. Married the former Catie Wilson.

GAMES PLAYED/STARTED

2015 (KC, 15/15), 2016 (KC, 16/16), 2017 (KC, 7/7), 2018 (KC, 11/11) ... Totals (49/49). Playoffs: 2016 (KC, 1/1), 2018 (KC, 2/2) ... Totals (2/2)

@MMORSE61

@MMORSE61



IF YOU HAVEN'T 'HERD'



THE SPURS WAY

Growing up in Texas, Mitch was a huge San Antonio Spurs fan and took lessons from those teams that he has tried to apply to the way he goes about his business now.

"I was a huge Tim Duncan fan," Morse said. "[Manu] Ginobili, all of those guys. I just liked the way they played basketball. I just liked the way Duncan played. I liked the way he carried himself as a professional, and it's something that I like to try to carry with myself, as well. Just kind of a silent professional, do you work and help the team win."

THE
STAMPEDE

FAVORITE CEREAL:

Reese's Puffs

ADVICE TO HIS YOUNGER
SELF:

Give yourself a break and don't be so hard on yourself

PROUDEST ACHIEVEMENT:

Getting married

MOST FAMOUS CELL

PHONE CONTACT:

Paul Rudd

FAVORITE FOOD:

Whatever is placed in front of him

FIRST JOB WHILE
GROWING UP:

Worked on a farm

DREAM SPORTING EVENT
TO ATTEND:

The Masters

FAVORITE VACATION SPOT:

His couch

TOP OF BUCKET LIST:

Visit the Australia Zoo to see where Steve Irwin worked



PREP WORK

The center position is often viewed as the leader of the offensive line and Mitch tries to fill that role. He learned from Mitchell Schwartz in Kansas City about how important the little things are and he has tried to pass that along to his new teammates.

"I just like to do my job, man," Morse said in his introductory press conference. "I like to help the quarterback as much as I can, help get the offense going the right way and not be a detriment to the team. That's just playing hard. It starts with your preparation, and I pride myself every week on my preparation."

FAVORITE MUSIC ARTIST:

Willie Nelson

A SKILL HE WANTS TO
LEARN:

Play the guitar

FAVORITE BOOK:

Lord of the Rings

BIGGEST PET PEEVE:

People who take themselves too seriously

SUPERPOWER HE WOULD
LIKE TO HAVE:

The ability to eat cake and not get fat

FAVORITE PHONE APP:

Grubhub

MOST MEMORABLE GAME:

The 2019 AFC Championship Game

FAVORITE OLYMPIC SPORT:

4x100 and 4x400

SPORTS IN HIGH SCHOOL:

Football, basketball and track

22 RB MARCUS MURPHY



5-9 195 4TH YEAR

OCTOBER 3, 1991 (AGE 27)

DE SOTO, TEXAS

DE SOTO HIGH SCHOOL

MISSOURI

ACQUIRED 2017

Signed as a free agent by the Bills on November 6, 2017.

SHOUTOUTS

- Recovered a fumble on a Jets KO return that led to a FG vs. NYJ (12/9/18).
- Logged career highs in carries (14) and yards (69) at NYJ (11/11/18).
- Recorded a career-high 5 receptions and a career-long 30-yard run at Ind. (10/21/18).
- Had a career-long, 49-yard KO return at Bal. (9/9/18) as well as a career-high in all-purpose yardage (205).
- As a rookie with the Saints, returned a punt 74 yards for a touchdown at Car. (9/27/15).
- In 2014, earned first team All-SEC honors after leading the conference with 1,714 all-purpose yards.
- As a senior in college, became the first player in Missouri history with a TD via rushing, kickoff return (96 yards), and punt return (82 yards) in the same game (10/18/14 at Florida).
- Captured the state title in both the 4x100m and 4x200m track events as a senior in high school.



FIRST-AND-10

MARCUS MURPHY signed with Buffalo's practice squad late in the 2017 season and was promoted to the active roster prior to the season finale. Originally a 7th round draft choice of the New Orleans Saints in 2015, the Missouri product spent his first two NFL seasons with the Saints before being released in July, 2017. He was on both the Jets and Colts practice squads in 2017 before joining the Bills.

IF YOU HAVEN'T 'HERD'

EARLY LIFE LESSON

Always heeds the advice given from his parents at an early age to never give up.

Murphy recalled of his time at DeSoto High School, "I didn't make the freshman 'A team' during my first year of high school. I thought a lot about quitting, but didn't. I eventually did move up to the A team. And later that year, I ended up playing on the varsity team."

REMEMBERING CHUCK


Fondly remembers one of his mentors growing up, Lonnie Jackson, his mother's stepfather. "We called him 'Chuck.' We were so close. He was everything to me. He died when I was 11 from lung cancer. He taught me how to be a man. I spent a lot of time with him growing up."

PERSONAL

The son of William, a truck driver, and Tonnette, a Walmart supervisor. Has a son, Marcus, Jr. His older brother, William, serves in the US Air Force. Has a pitbull named Layla. Earned a degree in sports management. Grew up a fan of the Dallas Cowboys, especially Emmitt Smith and Troy Aikman.



IF YOU HAVEN'T 'HERD'



RE-UNITED

As Bills fans were getting themselves acquainted with new Bills C Mitch Morse (#65 above), Murphy (#6 above) was just saying hi to an old friend. Morse paved the way for Murphy in college when the duo played at Missouri. Murphy enjoyed quite a bit of success running behind Morse, earning 2014 first team All-SEC honors after leading the conference with 1,714 all-purpose yards and being named a finalist for the Paul Hornung Award, which honors the nation's most versatile player.

COUNTED OUT

A seventh round draft pick in 2015, Murphy has let all of the teams that have passed on him drive him in his career. "I do carry a chip on my shoulder," Murphy WIVB in 2018. "I've been doubted my whole career. I'm a smaller guy and kind of overlooked but I just want to prove to everyone when I do get a chance that I can make plans." Bills HC Sean McDermott appreciates Murphy's attitude. "(Marcus) embraces his role whatever that role is special teams or offense. I've been extremely proud of the way he's handled that," said McDermott.

THE STAMPEDE

NICKNAMES:

Murph

COMMUNITY CAUSES:

Underprivileged kids living in inner-cities

A SKILL HE WANTS TO LEARN:

How to golf

FIRST JOB:

Worked at Sonic flipping burgers

BEST ADVICE EVER RECEIVED:

Never forget where you came from

FAVORITE PLAYERS:

Emmitt Smith and Barry Sanders

FAVORITE MOVIE:

Set It Off

FAVORITE TV SHOW:

Criminal Minds

MOST FAMOUS HIGH SCHOOL TEAMMATE:

Von Miller

COLLECTED ITEM:

Jordans



PLAYERS HE HAS LEARNED THE MOST FROM:

Mark Ingram, Tim Hightower, LeSean McCoy

FAVORITE OLYMPIC SPORT:

Track and field

HOBBIES:

Used to rap

FAVORITE BUFFALO RESTAURANT:

El Agave

FAVORITE MEAL:

Chicken fajitas

FAVORITE MUSICAL ARTIST:

Lil' Flip

FAVORITE VACATION SPOT:

Dominican Republic

IF YOU COULD PLAY ANY OTHER SPORT:

Baseball for the Texas Rangers

22

RB

MARCUS
MURPHY

MARCUS MURPHY - NFL REGULAR SEASON STATISTICS

DATE	TEAM	GP	GS	RUSHING					RECEIVING				
				NO.	YDS.	AVG.	LG	TD	NO.	YDS	AVG	LG	TD
2015	Saints	13	0	1	0	0.0	0	0	0	0	0.0	0	0
2016	Saints	3	0	0	0	0.0	0	0	1	3	3.0	3	0
2017	Jets	0	0	0	0	0.0	0	0	0	0	0.0	0	0
2017	Bills	1	0	7	41	5.9	25	0	2	7	3.5	5	0
2017	TOTAL	1	0	7	41	5.9	25	0	2	7	3.5	5	0
2018	Bills	11	1	52	250	4.8	30	0	11	26	2.4	8	0
TOTALS		28	1	60	291	4.9	30	0	14	36	2.6	8	0

MARCUS MURPHY - NFL REGULAR SEASON RETURN STATISTICS

DATE	TEAM	RET.	KICKOFF RETURNS				PUNT RETURNS					
			YDS.	AVG.	LG	TD	NO.	FC	YDS	AVG	LG	TD
2015	Saints	12	300	25.0	35	0	28	7	261	9.3	74ft	1
2016	Saints	7	105	15.0	26	0	6	0	57	9.5	22	0
2017	Jets	0	0	0.0	0	0	0	0	0	0.0	0	0
2017	Bills	1	18	18.0	18	0	0	0	0	0.0	0	0
2017	TOTAL	1	18	18.0	18	0	0	0	0	0.0	0	0
2018	Bills	13	324	24.9	49	0	2	2	15	7.5	9	0
TOTALS		33	747	22.6	49	0	36	9	333	9.3	74ft	1

2018 GAME-BY-GAME REGULAR SEASON STATISTICS (BILLS)

DATE	OPPONENT	P/S	RUSHING				RECEIVING				W/L	SCORE
			ATT	YDS	LG	TD	NO	YDS	LG	TD		
09/09	at Ravens	P	6	31	9	0	0	0	0	0	L	3-47
09/16	CHARGERS	P	3	6	5	0	1	7	7	0	L	20-31
09/23	at Vikings	P	8	33	7	0	1	1	1	0	W	27-6
09/30	at Packers						INACTIVE				L	0-22
10/07	TITANS						INACTIVE				W	13-12
10/14	at Texans						INACTIVE				L	13-20
10/21	at Colts	P	4	53	30	0	5	17	7	0	L	5-37
10/29	PATRIOTS	P	0	0	0	0	0	0	0	0	L	6-25
11/04	BEARS	P	1	6	6	0	3	-7	3	0	L	9-41
11/11	at Jets	P	14	69	17	0	0	0	0	0	W	41-10
11/25	JAGUARS	P	0	0	0	0	0	0	0	0	W	24-21
12/02	at Dolphins	P	1	7	7	0	0	0	0	0	L	17-21
12/09	JETS	P	4	10	6	0	1	8	8	0	L	23-27
12/16	LIONS	S	11	35	9	0	0	0	0	0	W	14-13
12/23	at Patriots						INJURED RESERVE				L	12-24
12/30	DOLPHINS						INJURED RESERVE				W	42-17
2018 TOTALS		11-1	52	250	30	0	11	26	8	0	6-10	

93 DE TRENT MURPHY



6-6 260 6TH YEAR

DECEMBER 22, 1990 (AGE 28)



PHOENIX, ARIZONA



BROPHY COLLEGE PREP



STANFORD

ACQUIRED 2018

Signed as a free agent by the Bills on March 14, 2018.

SHOUTOUTS

- Finished his first season as a Bill in 2018 with 24 tackles, five tackles for a loss, four sacks and nine QB hits in 13 games.
- Recorded a sack of Ryan Tannehill at Mia. (12/2/18).
- Picked up half a sack and forced a fumble of Deshaun Watson at Hou. (10/14/18).
- Recorded a strip sack of Kirk Cousins at Min. (9/23/18).
- Shared a sack with Kyle Williams in his Bills debut at Bal. (9/9/18).
- Had a breakout season with the Redskins in 2016 when he recorded a career-high 9 sacks, 24 quarterback hits, 10 tackles for a loss and 46 tackles.
- Posted a career-high 2 sacks of Dak Prescott vs. Dal. (9/18/16).
- Finished collegiate career ranked third in Stanford history with 32.5 sacks.
- Was a consensus All-America selection as a senior in 2013 with 15 sacks.



FIRST-AND-10

TRENT MURPHY is in his second season in Buffalo after signing a three-year contract with the Bills in 2018. A second round draft pick (47th overall) of the Redskins in 2014, Murphy spent his first four seasons with Washington (2014-17).

IF YOU HAVEN'T 'HERD'

GREAT OUTDOORS

In 2019, Murphy attended the Sheep Show, a mountain hunting expo in Reno, NV, in order to gain a greater understanding and make connections with hunters who spend time in extreme conditions. "I'm all about learning the strategies, technique, and equipment it takes to thrive in rough conditions. Some of these hunters get dropped off in a helicopter and are not picked up again for a week to 10 days. I remember spending Thanksgiving outdoors in freezing weather last year and thought how I never had a bad day outside."

UNIQUE TALENT

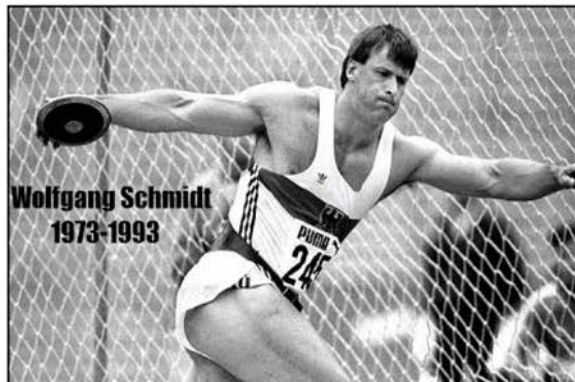
Team roping is a rodeo event in which you team up with another person to rope up a steer while on horseback. The key is to do it in as little time as possible. "I did it from the age of 8 to 13 years old. There is the header, the one who ropes the horns of the steer and the healer, who ropes the feet. I was the healer. All of that happens faster than a play in football and involves a crazy amount of hand/eye coordination and focus. You look at that steer like it's your opponent and you have to get after them."

PERSONAL

The son of Jerry and Laurie Murphy, has five sisters and one brother, Connor, who plays at USC. Graduated with a degree in science, technology and society with a minor in political science. Has a dog named Shadow.



IF YOU HAVEN'T 'HERD'



Wolfgang Schmidt
1973-1993

TOUGH LOVE

Learned valuable, but tough lessons from his father, Jerry, growing up in Mesa, Arizona. Jerry, who stands 6-7, is a plumbing contractor, bodybuilder and lung cancer survivor. Recalled Murphy, "I love to tell the story about how I spent nearly two hours cleaning up our yard one day of sticks, grass clipping, leaves, dog poop and rotten oranges, you name it. I was 13 years old and he came outside and dumped all the garbage cans back on the yard and said, 'do it right the first time or don't do it at all.' It taught me to never cut corners in life. He was always teaching me the right way to do things."

DISCUS DREAMS

As a junior in high school, Murphy became a fan of Wolfgang Schmidt, an East German discus thrower who captured an Olympic silver medal in 1976 and was once the world record holder. "His story is amazing. He was basically locked up for two years trying to escape East Germany and was then banned by his country to compete. He survived it all. I remember trying to replicate his throwing style as we had similar body types. If I'm healthy enough after football, I'd love to try to compete for the Olympic team." Murphy threw for Stanford's team in 2011 and was the state champion in high school in 2009.

THE STAMPEDE

FAVORITE MUSICAL ARTIST:

Waylon Jennings

FAVORITE CEREAL GROWING UP:

Cinnamon Toast Crunch

BIGGEST PET PEEVE:

People that are late

FAVORITE BOOK:

The Island by Gary Paulsen

FAVORITE MOVIE:

Gladiator

SOMETHING YOU COLLECT:

Survival equipment

FAVORITE ATHLETES:

Steve Nash, Wolfgang Schmidt and Mac Wilkins

PLAYER YOU LEARNED THE MOST FROM IN THE NFL:

Logan Paulsen, a former teammate in Washington

BEST ADVICE RECEIVED:

From Kyle Williams. "Realize how much you can accomplish in this game by simply by not giving up"

MOST UNIQUE THING ORDERED ON INTERNET:



A zip line for my sister

FAVORITE BUFFALO RESTAURANT:

Lucia's on the Lake

FAVORITE MOVIE:

Gladiator

FAVORITE TV SHOW:

Naked and Afraid

TOP OF BUCKET LIST:

Get private pilot license

MOST FAMOUS PERSON IN CELL PHONE CONTACTS:

Louie Simmons

FAVORITE VACATION SPOT:

Devils Ditch in Virginia

ADVICE HE WOULD GIVE HIS YOUNGER SELF:

To not overthink

MY CAUSE, MY CLEATS:

Represented the Venison Donation Coalition of New York



TRENT MURPHY - NFL REGULAR SEASON STATISTICS

DATE	TEAM	GP	GS	TACKLES							INTERCEPTIONS					FUMBLES			ST						
				TK	S	A	TFL	YDS	SK	YDS	QBH	NO	YDS	LG	TD	PD	FF	FR	YDS	TK	S	A	FF	FR	
2014	Redskins	15	8	32	22	10	3	14	2.5	16.0	6	0	0	0	0	1	2	1	0	0	0	0	0	0	0
2015	Redskins	16	14	32	12	20	3	10	3.5	23.5	10	0	0	0	0	0	1	2	0	1	1	0	0	0	0
2016	Redskins	16	0	46	28	18	10	48	9.0	54.5	24	0	0	0	0	1	3	1	7	1	1	0	0	0	0
2017	Redskins	0	0	0	0	0	0	0	0.0	0.0	0	0	0	0	0	0	0	0	0	0	0	0	0	0	0
2018	Bills	13	10	24	14	10	5	20	4.0	16.0	9	0	0	0	0	1	2	1	0	0	0	0	0	0	0
TOTALS		60	32	134	76	58	21	92	19.0	110.0	49	0	0	0	0	3	8	5	7	2	2	0	0	0	0

TRENT MURPHY - NFL POSTSEASON STATISTICS

DATE	TEAM	GP	GS	TACKLES							INTERCEPTIONS					FUMBLES			ST							
				TK	S	A	TFL	YDS	SK	YDS	QBH	NO	YDS	LG	TD	PD	FF	FR	YDS	TK	S	A	FF	FR		
2015	Redskins	1	1	1	1	0	0	0	0.0	0.0	0	0	0	0	0	0	0	0	0	0	0	0	0	0	0	0
TOTALS		1	1	1	1	0	0	0	0.0	0.0	0	0	0	0	0	0	0	0	0	0	0	0	0	0	0	0

2018 GAME-BY-GAME REGULAR SEASON STATISTICS (BILLS)

DATE	OPP		TACKLES							INTERCEPTIONS					FUMBLES			ST				W/L	SCORE			
			TK	S	A	SK	YDS	TFL	YDS	QBH	NO	YDS	LG	TD	PD	FF	FR	YDS	TK	S	A			FF	FR	
09/09	at Ravens	P	1	0	1	0.5	4.0	0	0	1	0	0	0	0	0	0	0	0	0	0	0	0	0	0	L	3-47
09/16	CHARGERS	S	4	3	1	0.0	0.0	1	0	1	0	0	0	0	0	0	0	0	0	0	0	0	0	0	L	20-31
09/23	at Vikings	S	2	2	0	1.0	0.0	1	4	1	0	0	0	0	1	1	0	0	0	0	0	0	0	0	W	27-6
09/30	at Packers	S	2	0	2	0.0	0.0	0	0	0	0	0	0	0	0	0	0	0	0	0	0	0	0	0	L	0-22
10/07	TITANS	S	1	1	0	1.0	5.0	1	5	2	0	0	0	0	0	0	0	0	0	0	0	0	0	0	W	13-12
10/14	at Texans	S	3	1	2	0.5	1.0	0	0	2	0	0	0	0	0	1	0	0	0	0	0	0	0	0	L	13-20
10/21	at Colts	S	1	1	0	0.0	0.0	1	5	0	0	0	0	0	0	0	0	0	0	0	0	0	0	0	L	5-37
10/29	PATRIOTS		INACTIVE																			L	6-25			
11/04	BEARS		INACTIVE																			L	9-41			
11/11	at Jets		INACTIVE																			W	41-10			
11/25	JAGUARS	P	1	1	0	0.0	0.0	0	0	0	0	0	0	0	0	0	0	0	0	0	0	0	0	0	W	24-21
12/02	at Dolphins	P	2	2	0	1.0	6.0	1	6	2	0	0	0	0	0	0	0	0	0	0	0	0	0	0	L	17-21
12/09	JETS	S	2	2	0	0.0	0.0	0	0	0	0	0	0	0	0	0	0	0	0	0	0	0	0	0	L	23-27
12/16	LIONS	S	2	1	1	0.0	0.0	0	0	0	0	0	0	0	0	0	0	0	0	0	0	0	0	0	W	14-13
12/23	at Patriots	S	3	0	3	0.0	0.0	0	0	0	0	0	0	0	0	0	0	0	0	0	0	0	0	0	L	12-24
12/30	DOLPHINS	S	0	0	0	0.0	0.0	0	0	0	0	0	0	0	0	1	0	0	0	0	0	0	0	0	W	42-17
2018 TOTALS			13-10	24	14	10	4.0	16.0	5	20	9	0	0	0	0	1	2	1	0	0	0	0	0	0	6-10	

29

S

SIRAN
NEAL

6-0

206

2ND YEAR

AUGUST 4, 1994 (AGE 24)



EUFAULA, ALABAMA



EUFAULA HIGH SCHOOL



JACKSONVILLE STATE

ACQUIRED 2018

Drafted by the Bills in the fifth round of the 2018 NFL Draft.

SHOUTOUTS

- Recorded his first NFL sack when he got to Packers QB Aaron Rodgers (9/30/18).
- In 2018, contributed on special teams with 1 FF, 1 FR and 8 tackles, which was the most on the team.
- Just the second player the Bills have ever drafted out of Jacksonville State, joining Keith McKeller in 1987.
- Is only the 13th player from Jacksonville State to ever be drafted and is the first since 2013 when the Houston Texans selected WR Alan Bonner in the sixth round.

THE STAMPEDE

Any nicknames growing up?

Bam Bam

What is the number one sporting event you'd want to attend as a fan?

The NBA Finals

Do you have any pre-game rituals?

Pray and look at his daughters' pictures

Favorite book?

The Mamba Mentality - Kobe Bryant



FIRST-AND-10

SIRAN NEAL arrived in Buffalo after spending four seasons at Jacksonville State (2013-17). A back-to-back First-Team All-Ohio Valley selection in 2016-17, Neal was the 154th selection of the fifth round by the Bills in 2018.

IF YOU HAVEN'T 'HERD'

CHANGE FOR THE BETTER

Back during his high school playing days with the Eufaula High Yellow Jackets, Neal was an All-State wide receiver in both 2012 and 2011, when he totaled 76 receptions and 21 touchdowns.

Upon arriving at Jacksonville State, the Gamecock coaches switched Neal over to the defensive side of the ball and put him at linebacker. The switch paid off when in 2016 he made 80 tackles, 11.5 for loss, an interception and four pass break-ups to become an All-Conference selection.

Despite how well he performed at the linebacker position, Gamecock coaches again asked him to switch positions in 2017 and moved him back to the safety position.

Adept at finding ways to help the team win, Neal embraced the change telling the *Gadsden Times*, "I love it. It's something different for me, but I'll get the job done. They put me out there so I have to perform my task."

PERSONAL

The son of Glenn Neal and Rhonda Walker, Siran has six brothers and one sister. He also has twin daughters, Londyn and Lauryn Neal. He earned his degree in criminal justice and he is currently halfway towards earning his Masters.



SIRAN NEAL - NFL REGULAR SEASON STATISTICS

		TACKLES										INTERCEPTIONS					FUMBLES			ST				
DATE	TEAM	GP	GS	TK	S	A	TFL	YDS	SK	YDS	QBH	NO	YDS	LG	TD	PD	FF	FR	YDS	TK	S	A	FF	FR
2018	Bills	16	0	3	2	1	2	13	1.0	10.0	1	0	0	0	0	0	0	0	0	8	8	0	1	1
TOTALS		16	0	3	2	1	2	13	1.0	10.0	1	0	0	0	0	0	0	0	0	8	8	0	1	1

SINGLE-GAME HIGHS: DEFENSIVE

Total Tackles 1 at New York Jets, Nov 11, 2018

Sacks 1.0 at Green Bay Packers, Sep 30, 2018

Tackles For Loss 1 at New York Jets, Nov 11, 2018

Special Teams Tackles 1 vs. New York Jets, Dec 09, 2018

Special Teams Forced Fumbles 1 vs. New York Jets, Dec 09, 2018

Special Teams Fumble Recoveries 1 at Houston Texans, Oct 14, 2018

2018 GAME-BY-GAME REGULAR SEASON STATISTICS (BILLS)

		TACKLES										INTERCEPTIONS					FUMBLES			ST						
DATE	OPP		TK	S	A	SK	YDS	TFL	YDS	QBH	NO	YDS	LG	TD	PD	FF	FR	YDS	TK	S	A	FF	FR	W/L	SCORE	
09/09	at Ravens	P	1	0	1	0.0	0.0	0	0	0	0	0	0	0	0	0	0	0	0	0	0	0	0	0	L	3-47
09/16	CHARGERS	P	0	0	0	0.0	0.0	0	0	0	0	0	0	0	0	0	0	0	0	1	1	0	0	0	L	20-31
09/23	at Vikings	P	0	0	0	0.0	0.0	0	0	0	0	0	0	0	0	0	0	0	1	1	0	0	0	0	W	27-6
09/30	at Packers	P	1	1	0	1.0	10.0	1	10	1	0	0	0	0	0	0	0	0	0	0	0	0	0	0	L	0-22
10/07	TITANS	P	0	0	0	0.0	0.0	0	0	0	0	0	0	0	0	0	0	0	0	0	0	0	0	0	W	13-12
10/14	at Texans	P	0	0	0	0.0	0.0	0	0	0	0	0	0	0	0	0	0	0	0	0	0	0	0	1	L	13-20
10/21	at Colts	P	0	0	0	0.0	0.0	0	0	0	0	0	0	0	0	0	0	0	0	0	0	0	0	0	L	5-37
10/29	PATRIOTS	P	0	0	0	0.0	0.0	0	0	0	0	0	0	0	0	0	0	0	0	0	0	0	0	0	L	6-25
11/04	BEARS	P	0	0	0	0.0	0.0	0	0	0	0	0	0	0	0	0	0	0	0	0	0	0	0	0	L	9-41
11/11	at Jets	P	1	1	0	0.0	0.0	1	3	0	0	0	0	0	0	0	0	0	1	1	0	0	0	0	W	41-10
11/25	JAGUARS	P	0	0	0	0.0	0.0	0	0	0	0	0	0	0	0	0	0	0	0	0	0	0	0	0	W	24-21
12/02	at Dolphins	P	0	0	0	0.0	0.0	0	0	0	0	0	0	0	0	0	0	0	1	1	0	0	0	0	L	17-21
12/09	JETS	P	0	0	0	0.0	0.0	0	0	0	0	0	0	0	0	0	0	0	1	1	0	1	0	0	L	23-27
12/16	LIONS	P	0	0	0	0.0	0.0	0	0	0	0	0	0	0	0	0	0	0	0	0	0	0	0	0	W	14-13
12/23	at Patriots	P	0	0	0	0.0	0.0	0	0	0	0	0	0	0	0	0	0	0	0	0	0	0	0	0	L	12-24
12/30	DOLPHINS	P	0	0	0	0.0	0.0	0	0	0	0	0	0	0	0	0	0	0	3	3	0	0	0	0	W	42-17
2018 TOTALS			16-0	3	2	1	1.0	10.0	2	13	1	0	0	0	0	0	0	0	8	8	0	1	1	6-10		

77 T TY NSEKHE



6-8 330 5TH YEAR

OCTOBER 27, 1985 (AGE 33)

ARLINGTON, TEXAS

ARLINGTON BOWIE HIGH SCHOOL

TEXAS STATE

ACQUIRED 2019

Signed with the Bills on March 14, 2019.

SHOUTOUTS

- Played in two different professional leagues (AFL/CFL) and with six different teams en route to earning his shot in the NFL.
- Has played in 56 career games, starting 16.
- Saw action in 14 games during the 2018 season, starting five.
- Played in a career high 16 games in 2016, starting four.
- Saw his first NFL action in 2012 when he played in two games for the St. Louis Rams.
- In 2017, raised money for pediatric cancer research at the Make-A-Wish Foundation Evening of Wishes Gala, and also distributed winter coats and hats to 300 elementary school students from local area schools at the eighth annual Share the Warmth event.
- Is the owner and operator of three clubs in the Dallas-Fort Worth area.



FIRST-AND-10

TY NSEKHE (pronounced: en-SECK-he) began his professional playing career in the Arena Football League, playing for the Corpus Christi Sharks (2009), Dallas Vigilantes (2010), Philadelphia Soul (2011) and then with the San Antonio Talons (2012). He broke into the NFL in 2012 with the Indianapolis Colts and the St. Louis Rams. In addition, he spent the 2014 season with the Saints and has been with the Redskins since 2015. Nsekhe also had stints with the Montreal Alouettes in 2014 and LA Kiss in 2015.

IF YOU HAVEN'T 'HERD'

A LONG ROAD

If there was a contest for who took the most round-a-bout path to making the NFL, Nsekhe would have a strong case to win. From Texas State to Tarleton State to the Arena Football League's developmental program, Nsekhe journey to the NFL has not been easy.

"I always knew in the back of my mind I was destined to be here, so something just stayed with me," Nsekhe told the Daily Herald. "I can't really tell you what it was, but I just knew I was going to be here. I'm here."

"All I really wanted was to have the opportunity to become an NFL player," he added. "I just wanted somebody to believe in me and give me a chance, and I appreciate that."

Nsekhe finally got that chance when he arrived in Washington where he cemented a role beginning in 2015.

PERSONAL

The son of Diane Nsekhe, Ty has one son named Tylin.

GAMES PLAYED/STARTED

2012 (STL, 2/0), 2015 (WAS, 13/2), 2016 (WAS, 16/4), 2017 (WAS, 11/5), 2018 (WAS, 14/5) ... Totals (56/16). Playoffs: 2015 (WAS, 1/0) ... Totals (1/0)



IF YOU HAVEN'T 'HERD'



TY NSEKHE FOUNDATION

Nsekhe knows how lucky he is to have made it so far in his career and he makes sure to pay it forward through the work of his foundation.

The Ty Nsekhe Foundation is focused on inspiring youth development by turning dreams into goals and goals into reality and preparing youth from any spectrum of life in the communities. The foundation has worked with local police departments, hosted football camps, backpack giveaways and an annual golf tournament back home in Arlington, Texas.

THE STAMPEDE

FAVORITE CEREAL:

Cinnamon Toast Crunch

UNIQUE JOB GROWING UP:

Worked at the Igloo Coolers factory during college

FAVORITE OLYMPIC SPORT:

Track & Field

MOST FAMOUS CELL

PHONE CONTACT:

Tyrese

NICKNAMES:

Ty. Full name is Attauyo "Ty" Nsekhe

ADVICE HE WOULD GIVE TO HIS YOUNGER SELF:

It will all be worth it

DREAM SPORTING EVENT TO ATTEND:

NBA Finals

FAVORITE MOVIE:

Malcolm X

PREGAME RITUAL:

Listens to music, usually Jeezy and Nipsey Hussle



THE MARATHON CONTINUES

During Nsekhe's long journey to the NFL, he would lean on music to keep him positive and focused. The artist that spoke to him the most was the late Nipsey Hussle.

"He was going through the same type of trials and tribulations that I felt I could relate to," Nsekhe said on Good Morning Football. "I was dealing with struggles, trying to find my way in football and everything off of the field...When he released Victory Lap last year, it felt like my victory lap...His legacy is going to live on for awhile."

FIRST SPORTS JERSEY:

Michael Jordan #45



A SKILL HE WANTS TO LEARN:

Golf

FAVORITE BOOK:

The Art of War by Sun Tzu

UNIQUE TALENTS:

Used to sing a lot before his voice got too low

FAVORITE LATE NIGHT SNACK FOOD:

Fruit. Used to be Pop-Tarts when he was a kid

FAVORITE PHONE APP:

Bank of America

MOST MEMORABLE GAME:

First NFL start against the Jets in 2015

FAVORITE VACATION SPOT:

Costa Rica

BEST ADVICE RECEIVED:

Stack positive days and never get complacent

91 DT ED OLIVER



6-1 287 ROOKIE



DECEMBER 12, 1997 (AGE 21)



HOUSTON, TEXAS



WESTFIELD HIGH SCHOOL



UH
HOUSTON

ACQUIRED 2019

Drafted by the Bills in the first round (9th overall) of the 2019 draft.

SHOUTOUTS

- A three-time All-America selection (2016-18), Oliver finished his three-year career at Houston with 193 tackles, 54 for a loss, 13.5 sacks, and six forced fumbles in 33 games.
- Became the first Houston player ever to earn All-American distinction three times.
- Totaled 54 tackles and three sacks in eight games in 2018.
- Awarded the 2017 Outland Trophy (nation's best interior lineman) and was named AAC Defensive Player of the Year with 73 tackles and 5.5 sacks. Was also a Nagurski Trophy finalist.
- Had a career-day vs. Navy (11/24/17) with 14 tackles, 3.5 tackles for a loss and two sacks in a 24-14 win.
- Finished second in the nation with 23 tackles for a loss to go along with five sacks in 2016.
- Led the nation in 2017 with an average of 1.56 tackles for loss per game.



FIRST-AND-10

ED OLIVER enters his first season with the Bills in 2019 after being drafted by the team in the first round (9th overall) out of Houston. A three-time All-America selection, Oliver played in 33 games during his three-year tenure with the Cougars.

IF YOU HAVEN'T 'HERD' HORSES IN THE BACK

Growing up, Oliver's passions extended beyond the football field. In fact, one of his hobbies is horseback riding.

"No kidding," his brother Marcus told the Washington Post, "Ed used to get a lot of praise about riding his horse. You'd just see Ed fly by, and people would say, 'Wow, that kid can really ride a horse.' Ed's not just good at football. He's also good at horses."

Oliver has been around horses most of his life and says that being around them helped him immensely in learning to conquer his fears. He listed one of his horses, Oreo, as being the most impactful on him overcoming those fears.

"I can tell you, I got over a lot of fear with horses, too," he said. "A couple times I thought I was going to die, and I realized: 'Hey, you've just got to go through it. You'll be all right.' Real life, I thought sometimes, 'Man, this horse could kill me.' I'm overcoming fear just getting back up on the horse and riding it."

PERSONAL

Son of Dana and Ed Oliver Sr. Has an older brother, Marcus, who also played for Houston. Majored in health while at Houston.



IF YOU HAVEN'T 'HERD'



BROTHERLY LOVE

Most recruiting experts were surprised when Ed decided to stay close to home and play his college ball at Houston. One of the main reasons for going to Houston was so Ed could play with his brother, Marcus, who played on the offensive line for the Cougars and has served as a mentor and best friend for Ed.

"He's the reason I love football the way I do now," Ed said to the Athletic. "Without him, I don't know what I'd be doing. Every time I kind of veered off, he was always right there with me, going, 'Nah, this way.' I'd veer off again, 'Nah, this way.'"

HARD WORK

A well publicized story about the hard work that Ed put in as a kid is when he and his brother were forced by their father to build a barn, which helped to instill strength and work ethic. Looking back now, Ed can tell that his dad had a plan and the hard work would find a way to pay dividends.

"I didn't even know I was working hard," Ed said to the Athletic. "My daddy used to ask me to do crazy stuff, and you had to do it because he asked you to do it. I didn't even think about it like that. It was hard, but eventually, we would get it done."

THE STAMPEDE

FAVORITE CEREAL:

Cinnamon Toast Crunch

ADVICE TO HIS YOUNGER SELF:

Keep your head down and just go to work

PROUDEST ACHIEVEMENT:

Being able to help his mom

PLAYER HE HAS LEARNED THE MOST FROM:

Frank Gore

FAVORITE FOOD:

Anything that he can smother in gravy

FIRST JOB WHILE GROWING UP:

Worked with family horses

DREAM SPORTING EVENT TO ATTEND:

Daytona 500

FAVORITE MOVIE:

The Wood

TOP OF BUCKET LIST:

Strive to get better at one thing everyday

FIRST SPORTS JERSEY:

Michael Vick



A SKILL HE WANTS TO LEARN:

Surfing

FAVORITE MUSIC ARTIST:

Meek Mill

BIGGEST PET PEEVE:

People that don't care about what they're doing

REASON FOR WEARING #91:

He was the 9th pick of the 1st round

FAVORITE SNACK:

Potato chips

MOST MEMORABLE GAME:

33-23 win over Oklahoma in his first college game

FAVORITE OLYMPIC SPORT:

Basketball

FAVORITE ATHLETES:

Michael Vick, Patrick Willis and Ndamukong Suh

94 DT KYLE PEKO



6-1 305 2ND YEAR 

JULY 23, 1993 (AGE 25)



LA HABRA, CALIFORNIA



LA HABRA
HIGH SCHOOL




OREGON STATE

ACQUIRED 2018

Signed to the Bills practice squad on September 12, 2018.

SHOUTOUTS

- Has competed in seven games in the NFL, accumulating eight total tackles.
- Started in all 12 games as a senior at Oregon State and recorded 45 tackles, including 4.5 tackles for a loss and two sacks.

THE STAMPEDE

Hidden talents?
Can do a backflip

Hobbies?
Enjoys spending time with family and friends, playing card games and video games, particularly Fortnite

Favorite Buffalo restaurant?
9-11 Tavern

Favorite app?
Toy Blast

Favorite music artist?
J Boog



FIRST-AND-10

KYLE PEKO joined the Bills after two seasons with the Denver Broncos. Peko originally joined the league as an undrafted rookie free agent following the 2016 Draft. He began his collegiate career at Cerritos Community College before transferring to Oregon State.

IF YOU HAVEN'T 'HERD'

NFL IN THE FAMILY

For Kyle Peko, making it to the NFL was an amazing feat. After attending Cerritos Community College and only being able to play one season at Oregon State, Peko was picked up as an undrafted rookie free agent by the Broncos. In his second year with the Broncos, Peko was joined on the team by his cousin and NFL veteran, defensive lineman Domata Peko.

Domata joined the team in 2017 after spending 11 seasons with the Bengals. When news spread to Kyle about the family reunion, he said that he was, "Blessed to have the opportunity to work together."

It's pretty remarkable to have two members of the same family play in the NFL, but it doesn't stop there. Domata's brother and Kyle's cousin, Tupe Peko, played for the Atlanta Falcons and Indianapolis Colts.

PERSONAL

Peko is the son of Puna and Michelle Peko, and has one sister named Kayla and an adopted sister named Aurille. Married his wife Giuliana in December of 2014 and they are parents to a son named Kai and a daughter named Evangeline. While at Oregon State, Peko majored in human development and family sciences.



KYLE PEKO - NFL REGULAR SEASON STATISTICS

DATE	TEAM	GP	GS	TACKLES							INTERCEPTIONS					FUMBLES			ST				MISC				
				TK	S	A	TFL	YDS	SK	YDS	QBH	NO	YDS	LG	TD	PD	FF	FR	YDS	TK	S	A	FF	FR	S	A	
2016	Broncos	1	0	2	2	0	0	0	0.0	0.0	0	0	0	0	0	0	0	0	0	0	0	0	0	0	0	0	0
2017	Broncos	6	0	6	4	2	0	0	0.0	0.0	0	0	0	0	0	0	0	0	0	0	0	0	0	0	0	0	0
2018	Broncos	0	0	0	0	0	0	0	0.0	0.0	0	0	0	0	0	0	0	0	0	0	0	0	0	0	0	0	0
2018	Bills	0	0	0	0	0	0	0	0.0	0.0	0	0	0	0	0	0	0	0	0	0	0	0	0	0	0	0	0
2018	TOTAL	0	0	0	0	0	0	0	0.0	0.0	0	0	0	0	0	0	0	0	0	0	0	0	0	0	0	0	0
TOTALS		7	0	8	6	2	0	0	0.0	0.0	0	0	0	0	0	0	0	0	0	0	0	0	0	0	0	0	0

SINGLE-GAME HIGHS: DEFENSIVE

Total Tackles

2 vs. New York Jets, Dec 10, 2017

32

RB

SENRORISE PERRY



6-0

210

5TH YEAR



SEPTEMBER 19, 1991 (AGE 27)



SUMMERVILLE, GEORGIA



CHATTOOGA COUNTY HS



LOUISVILLE

ACQUIRED 2019

Signed with the Bills as a free agent on March 28, 2019.

SHOUTOUTS

- Has played in 48 career games, mainly serving as a kick returner.
- Has 22 career kick returns for 454 yards.
- Led the Dolphins in special teams tackles in 2018, logging 9. Ranked third for the team in 2017 with 6.
- Vs. Den. (12/3/17), tackled a Broncos player in the end zone on a punt return in the fourth quarter, causing a safety.
- Has 8 career carries for 30 yards.
- Led the Bears in special teams tackles as a rookie in 2014, logging 8.
- Had a career-high 87 kickoff return yards at Car. (11/13/17).
- While at Louisville, played in 46 games with 6 starts.
- Had 289 carries for 1,049 yards and 18 touchdowns in college.
- Also had 36 receptions for 359 yards and 1 touchdown at Louisville.
- Logged 30 tackles and 1 forced fumble at Louisville.



FIRST-AND-10

SENRORISE PERRY entered the NFL in 2014 as an undrafted free agent to the Bears out of Louisville. He spent the 2014 and 2015 seasons with the Bears before splitting the 2016 season between the Bears and the Dolphins. He played for the Dolphins in 2017 and 2018.

IF YOU HAVEN'T 'HERD'

COACH PERRY

Dowell Loggains spent time with Perry in both Chicago and Miami and gave him the nickname 'Coach Perry.' "David Fales was with us in Chicago and when [Perry] was a young player, he made a lot more mistakes than he makes now," Loggains told the Lexington Herald. "Now, he has an understanding. He's over there telling, grabbing people. When he was in Chicago, David Fales would take him one-on-one during walk-throughs and be like, 'Ah, what do you got here on this play?' Now all of a sudden 'Coach Perry' is correcting people. Just to see him grow as a player and an individual has been pretty cool."

#32

This spring, Perry became the first Bill to wear the number 32 since OJ Simpson. He talked with The Athletic about what the number means to him: "I know the situation. I know that greatness comes with that number, playing in Buffalo. But I'm willing to take anything that comes my way...With that number on my back, I know I'm doing well for my family."

PERSONAL

Name is pronounced suh-nah-riss. The son of Angel London and Seniorise Sr. Has a son and a daughter. Graduated with a degree in Communications at Louisville.



THE STAMPEDE

FUN FACT:

Lays out all his gear pregame. "Look good, play good"

IF YOU COULD PLAY ANOTHER SPORT:

Baseball for the Braves

FAVORITE TV SHOW:

Family Guy

FAVORITE FOOD:

Seafood

HOBBIES:

Photography

HIGH SCHOOL SPORTS:

Football, basketball, tennis, track and field

PROUDEST ACHIEVEMENT:

His two kids

DESIRED SKILL TO LEARN:

Deep sea fishing

BEST ADVICE RECEIVED:

Always believe in yourself and trust the man above (from his mom)

PLAYER HE'S LEARNED THE MOST FROM:

Frank Gore & Matt Forte



ADVICE TO HIS YOUNGER SELF:

Always keep your foot on the pedal

FAVORITE TV SHOW:

Family Guy

BUCKET LIST ITEM:

Travel for months at a time

BIGGEST PET PEEVE:

Complainers

FIRST SPORTS JERSEY:

#8 Kobe Jersey

BIGGEST CAREER INFLUENCE:

Little brother keeps him focused and motivated

FAVORITE CARTOON CHARACTER:

Anyone from Rocket Power

SENIORISE PERRY - NFL REGULAR SEASON STATISTICS

				RUSHING					RECEIVING				
DATE	TEAM	GP	GS	NO.	YDS.	AVG.	LG	TD	NO.	YDS	AVG	LG	TD
2014	Bears	16	0	0	0	0.0	0	0	1	-1	-1.0	-1	0
2017	Dolphins	16	0	8	30	3.8	12	0	1	3	3.0	3	0
2018	Dolphins	16	0	0	0	0.0	0	0	0	0	0.0	0	0
TOTALS		48	0	8	30	3.8	12	0	2	2	1.0	3	0

SENIORISE PERRY - NFL REGULAR SEASON RETURN STATISTICS

				KICKOFF RETURNS				PUNT RETURNS				
DATE	TEAM	RET.	YDS.	AVG.	LG	TD	NO.	FC	YDS	AVG	LG	TD
2014	Bears	4	88	22.0	21	0	0	0	0	0.0	0	0
2017	Dolphins	10	202	20.2	37	0	0	0	0	0.0	0	0
2018	Dolphins	8	164	20.5	32	0	0	0	0	0.0	0	0
TOTALS		22	454	20.6	37	0	0	0	0	0.0	0	0



SINGLE-GAME HIGHS: RUSHING/RECEIVING

Rush Attempts 5 vs. Denver Broncos, Dec 03, 2017
Rushing Yards 22 vs. Denver Broncos, Dec 03, 2017
Longest Runs 12 vs. Denver Broncos, Dec 03, 2017
Receptions 1 vs. Buffalo Bills, Dec 31, 2017
Receiving Yards 3 vs. Buffalo Bills, Dec 31, 2017
Longest Receptions 3 vs. Buffalo Bills, Dec 31, 2017

All-purpose yards 87 at Carolina Panthers, Nov 13, 2017
Kickoff Returns 4 at Carolina Panthers, Nov 13, 2017
Kickoff Return Yards 87 at Carolina Panthers, Nov 13, 2017
Longest Kickoff Return 37 vs. Buffalo Bills, Dec 31, 2017
Special Teams Tackles 3 at Buffalo Bills, Dec 30, 2018

2018 GAME-BY-GAME REGULAR SEASON STATISTICS (DOLPHINS)

DATE	OPPONENT	P/S	RUSHING				RECEIVING				W/L	SCORE	
			ATT	YDS	LG	TD	NO	YDS	LG	TD			
09/09	TITANS	P	0	0	0	0	0	0	0	0	0	W	27-20
09/16	at Jets	P	0	0	0	0	0	0	0	0	0	W	20-12
09/23	RAIDERS	P	0	0	0	0	0	0	0	0	0	W	28-20
09/30	at Patriots	P	0	0	0	0	0	0	0	0	0	L	7-38
10/07	at Bengals	P	0	0	0	0	0	0	0	0	0	L	17-27
10/14	BEARS	P	0	0	0	0	0	0	0	0	0	W	31-28+
10/21	LIONS	P	0	0	0	0	0	0	0	0	0	L	21-32
10/25	at Texans	P	0	0	0	0	0	0	0	0	0	L	23-42
11/04	JETS	P	0	0	0	0	0	0	0	0	0	W	13-6
11/11	at Packers	P	0	0	0	0	0	0	0	0	0	L	12-31
11/25	at Colts	P	0	0	0	0	0	0	0	0	0	L	24-27
12/02	BILLS	P	0	0	0	0	0	0	0	0	0	W	21-17
12/09	PATRIOTS	P	0	0	0	0	0	0	0	0	0	W	34-33
12/16	at Vikings	P	0	0	0	0	0	0	0	0	0	L	17-41
12/23	JAGUARS	P	0	0	0	0	0	0	0	0	0	L	7-17
12/30	at Bills	P	0	0	0	0	0	0	0	0	0	L	17-42
2018 TOTALS			16-0	0	0	0	0	0	0	0	0	7-9	

+ - Overtime

87 WR CAM PHILLIPS



6-0 201 1ST YEAR

DECEMBER 16, 1995 (AGE 23)

LAUREL, MARYLAND

DEMATHA CATHOLIC HS

VIRGINIA TECH

ACQUIRED 2018

Signed with the Bills as an UDFA following the 2018 NFL Draft.

SHOUTOUTS

- Recorded his first career catch for 9 yards vs. the Patriots (10/29/18).
- Finished his collegiate career totaling 236 receptions for 3,027 yards and 17 touchdowns in 49 games played.
- Earned First-Team All-ACC recognition in 2018, making 71 receptions for 964 yards and seven scores in 12 starts.
- In 2016, won Belk Bowl MVP with 115 receiving yards and just six catches against Arkansas.
- Named to the 2016 ACC All-Bowl Team by ESPN.
- Ranks 10th all-time in the ACC in both career receiving yards and receptions.
- Best game of 2017 season came against East Carolina (9/16/17) where he amassed 14 receptions for 189 yards and three touchdowns. For his performance, he also earned ACC Receiver of the Week (9/18).
- Named Maryland's State Offensive Player of the Year after tallying 1,233 yards and 15 touchdowns receiving during his senior high school season.



FIRST-AND-10

CAM PHILLIPS signed with the Bills as an undrafted free agent following the 2018 NFL Draft. After spending some time on the practice squad, Phillips played in two games during his rookie season.

IF YOU HAVEN'T 'HERD'

FASHION FORWARD

Phillips describes himself as someone who is pretty quiet, but as a result likes to let his fashion do the talking for him.

Phillips' fashion made headlines in 2017 when he attended the Atlantic Coast Conference preseason media day. Phillips sported a bronze double-breasted velvet jacket and round flip up sunglasses.

"I just like to have fun with stuff like this," Phillips said. "I think it's a way to show my personality, show fans and other players I'm a laidback and cool, fun guy. I'm having a great time at this event."

Phillips also noted that his shades had some additional meaning as they were an ode to Kadeem Hardison's character on the TV show "A Different World" from the late 1980s and early 1990s.

In addition to fashion, Phillips enjoys displaying his personality via cooking.

PERSONAL

Cam is the son of Raymond Phillips and Toelesar Nicholson. He has two older sisters, a younger sister, and an older brother. He graduated with a degree in Consumer Economics. His father played football at both NC State and the NFL. His brother played football at Livingstone College.



IF YOU HAVEN'T 'HERD'



BASEBALL WAS HIS TRUE LOVE

When asked if he could go pro in another sport, without hesitation Phillips stated baseball. What most people don't know about him is if his family didn't move to Maryland when he was 12, he'd most likely still be playing baseball today. Although he grew up playing football and track, he really excelled in baseball. He claims he was naturally gifted in baseball and started playing on a travel baseball team in North Carolina. However because baseball isn't as popular up north, Phillips decided to let baseball go and focus his talents on football.



DEMATHA PRODUCES ATHLETES

Although Cam finished his high school career earning Maryland's State Offensive Player of the Year, his high school is used to producing talent. In 2005 and 2007, DeMatha was recognized as the #2 high school athletic program in the US by Sports Illustrated. Cam was also high school teammates with division rival Patriots LB Ja'Whaun Bentley, and the two are still close to this day. Some notable alumni from DeMatha are: former 2x Pro Bowler Brian Westbrook, 6x NBA All Star Adrian Dantley and 2x NBA All Star Victor Oladipo.

THE STAMPEDE

NICKNAMES:

Killa Cam

BEST ADVICE YOU'VE BEEN GIVEN:

Control what you can control

FAVORITE MUSICAL ARTIST:

Young Thug

ANY PRE-GAME RITUALS:

Takes cleats off after warm-ups to walk up the tunnel

FAVORITE MEAL:

Crab legs

FIRST JOB GROWING UP:

Worked at a gym

PET PEEVE:

Having to share his food

FAVORITE MOVIE:

The Waterboy

BIGGEST OBSTACLE YOU'VE HAD TO OVERCOME:

Going undrafted after the expectation he'd be a mid round pick

FAVORITE TV SHOW GROWING UP?

The Fresh Prince of Bel Air



SPORTING EVENT HE'D WANT TO ATTEND:

The Summer Olympics

FAVORITE BOOK:

The Night Gardener

PROUDEST ACHIEVEMENT:

Earning a scholarship and graduating college

FAVORITE BUFFALO RESTAURANT:

The Bar Bill Tavern

FAVORITE VACATION SPOT:

Anywhere with a beach

ONE MUSICAL ARTIST HE'D WANT TO SEE IN CONCERT:

Future

FIRST SPORTS JERSEY:

A black #8 Kobe Bryant jersey



CAM PHILLIPS - NFL REGULAR SEASON STATISTICS

				RECEIVING					RUSHING				
DATE	TEAM	GP	GS	NO.	YDS	AVG	LG	TD	NO.	YDS.	AVG.	LG	TD
2018	Bills	2	0	1	9	9.0	9	0	0	0	0.0	0	0
TOTALS		2	0	1	9	9.0	9	0	0	0	0.0	0	0

SINGLE-GAME HIGHS: RUSHING/RECEIVING

Receptions 1 vs. New England Patriots, Oct 29, 2018

Longest Receptions 9 vs. New England Patriots, Oct 29, 2018

Receiving Yards 9 vs. New England Patriots, Oct 29, 2018

Miscellaneous Tackles 1 at Indianapolis Colts, Oct 21, 2018

2018 GAME-BY-GAME REGULAR SEASON STATISTICS (BILLS)

			RECEIVING				RUSHING					
DATE	OPPONENT	P/S	NO	YDS	LG	TD	ATT	YDS	LG	TD	W/L	SCORE
09/09	at Ravens										L	3-47
09/16	CHARGERS										L	20-31
09/23	at Vikings										W	27-6
09/30	at Packers										L	0-22
10/07	TITANS										W	13-12
10/14	at Texans										L	13-20
10/21	at Colts	P	0	0	0	0	0	0	0	0	L	5-37
10/29	PATRIOTS	P	1	9	9	0	0	0	0	0	L	6-25
11/04	BEARS										L	9-41
11/11	at Jets										W	41-10
11/25	JAGUARS										W	24-21
12/02	at Dolphins										L	17-21
12/09	JETS										L	23-27
12/16	LIONS										W	14-13
12/23	at Patriots										L	12-24
12/30	DOLPHINS										W	42-17
2018 TOTALS		2-0	1	9	9	0	0	0	0	0	6-10	

99 DT HARRISON PHILLIPS



6-3 307 2ND YEAR 

JANUARY 25, 1996 (AGE 23)



OMAHA, NEBRASKA



MILLARD WEST HIGH SCHOOL



STANFORD

ACQUIRED 2018

Drafted by the Bills in the third round (96th overall) in 2018.



SHOUTOUTS

- Finished his rookie season in 2018 with 35 tackles, four for a loss, and a fumble recovery.
- Posted a career-high six tackles at NE (12/23/18).
- Registered a fumble recovery at Hou. (10/14/18).
- Recorded four tackles, including two for a loss, in his NFL debut at Bal. (9/9/18).
- Was named to the FWAA All-America second team and the AP All-America third team in 2017.
- Earned first-team All-Pac-12 honors in 2017 after recording 103 tackles, 17.0 tackles for a loss and 7.5 sacks. He was the only defensive lineman in the FBS with over 100 tackles.
- Secured All-Pac-12 honorable mention after his junior season during which he compiled 46 tackles, 9.5 tackles for a loss and 6.5 sacks.
- Had a career high 13 tackles in the 2017 Pac-12 Championship game against USC.
- Was named the 2013 Gatorade Nebraska Football Player of the Year during his senior year of high school.

FIRST-AND-10

Buffalo's third round pick in 2018, **HARRISON PHILLIPS** is an important member of the defensive tackle rotation. Phillips posted 35 tackles as a rookie in 2018, while playing in 38.5% of the team's defensive snaps.

IF YOU HAVEN'T 'HERD'

WRESTLING CHAMPION

A three-time state champion as a wrestler in high school, Phillips worked his way up from wrestling at 189 pounds as a freshman to winning the Class A 285-pound state title as a senior. His experience as a wrestler has helped him in football as well.

"Physically, it helps with my hips, hands, flexibility and violence," Phillips said. "Mentally, it helps with my competitive edge. In football, there are any many players responsible on every play. In wrestling, you can't blame anyone but yourself. I take that same mentality in the weight room, the meeting room and on the field one-on-one."

Last January, Phillips practiced with his high school's wrestling squad in Omaha. "I worked with the heavyweights and it served two purposes. First, I was able to get some good cardio in. But more importantly, I was able to give them pointers on moves that were successful for me."

PERSONAL

Son of Paul and Tammie Phillips. His sister, Delanie, played soccer at Nebraska-Kearney. Earned his degree from Stanford with a double major in sociology and science, technology and society and a minor in education. Besides football and wrestling, also competed in track and finished second in the state in the discus.



IF YOU HAVEN'T 'HERD'



PLAYMAKER - ON AND OFF THE FIELD

In college, Phillips spent a considerable amount of time in the community and was one of 11 FBS players named to the 2017 Allstate AFCA Good Works Team. He is a board member of The Playmakers Organization, which is committed to mentoring at-risk minority youth. Phillips has continued his great work in Buffalo. His motivation is simple. "Growing up playing sports, I became close with a lot of inner city kids. Those kids had the same shoes on with holes in them all the time. It wasn't fair. We were not rich by any means, lower middle class, but I was always able to have good equipment."

WHEN HARRY MET PANCHO

Phillips held a special bond with late Bills super fan Ezra Castro, better known as Pancho Billa. Castro, who passed away from cancer on May 14, 2019, was called on stage at the 2018 NFL Draft in Dallas by former Bills Andre Reed and Fred Jackson to announce the selection of the 96th pick, which turned out to be Phillips. The two remained in touch as often as they could during Castro's bout with cancer. "It's just really, really impressive what Ezra's power was in this city and to this organization," reflected Phillips. "I will never forget the spirit and the fight he brought every single day."

THE STAMPEDE

FAVORITE VACATION SPOT TO VISIT:

Ellicottville, NY

SOMETHING YOU ENJOY COLLECTING:

Over 25,000 trading cards

FIRST JOB:

Construction

BIGGEST PET PEEVE:

People not eating all of their meal at a fancy restaurant

FAVORITE TV SHOW:

The Office

BEST ADVICE RECEIVED:

If you reach for the stars and only make it to the clouds, you're still higher than everyone else.

NICKNAME:

Horrible Harry

FAVORITE ATHLETE:

Terence "Bud" Crawford

FAVORITE MUSICAL ARTISTS:

Hopsin and Drake

UNIQUE TALENT:

Can solve a Rubik's Cube



MOST FAMOUS PERSON IN PHONE CONTACTS:

Kyle Williams

FAVORITE MOVIE:

Friday Night Lights

FAVORITE CEREAL GROWING UP:

Fruity Pebbles

NUMBER ONE THING ON BUCKET LIST:

Skydiving

IF YOU COULD PLAY ANY OTHER SPORT:

US Olympic Wrestling team

FAVORITE BOOK:

Bible

PROUDEST ACHIEVEMENT:

Graduating from Stanford

ADVICE YOU WOULD GIVE TO HIS YOUNGER SELF:

You always have more in the tank



HARRISON PHILLIPS - NFL REGULAR SEASON STATISTICS

		TACKLES										INTERCEPTIONS					FUMBLES			ST				
DATE	TEAM	GP	GS	TK	S	A	TFL	YDS	SK	YDS	QBH	NO	YDS	LG	TD	PD	FF	FR	YDS	TK	S	A	FF	FR
2018	Bills	16	0	35	20	15	4	14	0.0	0.0	2	0	0	0	0	0	0	1	0	0	0	0	0	0
TOTALS		16	0	35	20	15	4	14	0.0	0.0	2	0	0	0	0	0	0	1	0	0	0	0	0	0

SINGLE-GAME HIGHS: DEFENSIVE

Total Tackles 6 at New England Patriots, Dec 23, 2018
Fumble Recoveries 1 at Houston Texans, Oct 14, 2018

Tackles For Loss 2 at Baltimore Ravens, Sep 09, 2018

2018 GAME-BY-GAME REGULAR SEASON STATISTICS (BILLS)

		TACKLES										INTERCEPTIONS					FUMBLES			ST					
DATE	OPP	TK	S	A	SK	YDS	TFL	YDS	QBH	NO	YDS	LG	TD	PD	FF	FR	YDS	TK	S	A	FF	FR	W/L	SCORE	
09/09	at Ravens	P	4	4	0	0.0	0.0	2	2	0	0	0	0	0	0	0	0	0	0	0	0	0	0	L	3-47
09/16	CHARGERS	P	3	1	2	0.0	0.0	0	0	0	0	0	0	0	0	0	0	0	0	0	0	0	0	L	20-31
09/23	at Vikings	P	0	0	0	0.0	0.0	0	0	0	0	0	0	0	0	0	0	0	0	0	0	0	0	W	27-6
09/30	at Packers	P	2	0	2	0.0	0.0	0	0	0	0	0	0	0	0	0	0	0	0	0	0	0	0	L	0-22
10/07	TITANS	P	1	1	0	0.0	0.0	0	0	1	0	0	0	0	0	0	0	0	0	0	0	0	0	W	13-12
10/14	at Texans	P	1	1	0	0.0	0.0	1	11	0	0	0	0	0	0	1	0	0	0	0	0	0	0	L	13-20
10/21	at Colts	P	2	2	0	0.0	0.0	0	0	0	0	0	0	0	0	0	0	0	0	0	0	0	0	L	5-37
10/29	PATRIOTS	P	4	3	1	0.0	0.0	0	0	0	0	0	0	0	0	0	0	0	0	0	0	0	0	L	6-25
11/04	BEARS	P	2	1	1	0.0	0.0	1	1	0	0	0	0	0	0	0	0	0	0	0	0	0	0	L	9-41
11/11	at Jets	P	2	1	1	0.0	0.0	0	0	0	0	0	0	0	0	0	0	0	0	0	0	0	0	W	41-10
11/25	JAGUARS	P	2	1	1	0.0	0.0	0	0	0	0	0	0	0	0	0	0	0	0	0	0	0	0	W	24-21
12/02	at Dolphins	P	1	1	0	0.0	0.0	0	0	0	0	0	0	0	0	0	0	0	0	0	0	0	0	L	17-21
12/09	JETS	P	1	0	1	0.0	0.0	0	0	0	0	0	0	0	0	0	0	0	0	0	0	0	0	L	23-27
12/16	LIONS	P	2	1	1	0.0	0.0	0	0	0	0	0	0	0	0	0	0	0	0	0	0	0	0	W	14-13
12/23	at Patriots	P	6	2	4	0.0	0.0	0	0	0	0	0	0	0	0	0	0	0	0	0	0	0	0	L	12-24
12/30	DOLPHINS	P	2	1	1	0.0	0.0	0	0	1	0	0	0	0	0	0	0	0	0	0	0	0	0	W	42-17
2018 TOTALS			16-0	35	20	15	0.0	0.0	4	14	2	0	0	0	0	0	1	0	0	0	0	0	0	6-10	

97 DT JORDAN PHILLIPS



6-6 341 5TH YEAR

SEPTEMBER 21, 1992 (AGE 26)

TOWANDA, KANSAS

CIRCLE HIGH SCHOOL

OKLAHOMA

ACQUIRED 2018

Claimed off waivers from Miami on October 3, 2018.

SHOUTOUTS

- Played in the final 12 games of the 2018 season for Buffalo and posted 19 tackles, two for a loss, one fumble recovery and three passes defended.
- Recovered a fumble vs. Mia. (12/30/18) after a strip sack by Shaq Lawson of Ryan Tannehill.
- Sacked Sam Darnold in win at NYJ (9/16/18) as a member of the Dolphins.
- In his 48 games played in Miami, totaled 63 tackles, 5.5 sacks, 11 passes defended and one interception.
- Notched his first NFL interception off Ryan Fitzpatrick vs. NYJ (11/7/16) and returned it 17 yards to set up a FG.
- Was All-Big 12 Second Team following his final season at Oklahoma in 2014.
- In high school, was an All-American in football playing multiple positions, including kicker, and an all-state performer in basketball and baseball as a pitcher. Threw a no-hitter as a freshman in a varsity game.



FIRST-AND-10

Now in his second season in Buffalo, **JORDAN PHILLIPS** entered the NFL as a 2015 second round draft pick of the Dolphins. He spent his first three-plus seasons in Miami, before being claimed off waivers by the Bills on October 3, 2018. Phillips, a product of Oklahoma, signed a one-year extension with the Bills on March 5, 2019.

IF YOU HAVEN'T 'HERD'

PRO BOWLING

Although he aspires to become a good golfer in the near future, Phillips has already mastered another individual sport - bowling. "I started bowling last season in Wichita, KS, which is the bowling capital of America," recalled Phillips. "I hired a coach and met with him twice per week and got really good. In fact, I once bowled a 299. Once you figure out where to place your feet, the oil patterns and the type of ball you need, it became very easy to me."

SUPERHERO INK

In 2018, Phillips began a collection of tattoos on his left leg that depict many Marvel comic heroes. "I have tattoos of Black Panther, Thor, Captain America's shield, Iron Man, Baby Groot, the Avengers symbol, Hulk and Wolverine." When asked what he most likes to collect, Phillips said, "Marvel comic books, of course."

PERSONAL

Has a son, Malik. Began playing football in the 4th grade for the Wichita Golden Bulldogs, who compiled a 55-2 record during his time with them. Majored in criminology.



IF YOU HAVEN'T 'HERD'



PHILLIPS' PHOTO BOMBS

One of Jordan's passions off the field is photography, a hobby he picked up after the birth of his son, Malik. He purchased a Sony a7R III camera with different lenses to capture his son's first months. He has since branched out to shooting many different portraits whenever he is inspired and aspires to shoot a Sabres or a Bandits game one day in Buffalo. "I love showing people I'm serious about it," said Phillips. "I always had a hard time expressing myself in life. This is now a great way for me to do that. Like they say, a picture is worth a 1,000 words." His Instagram account for photos is [@betternotblink](#).

THE STAMPEDE

FAVORITE CEREAL AS A KID:

Captain Crunch

FAVORITE OLYMPIC SPORT TO WATCH:

Diving

FAVORITE VACATION SPOT:

Barbados

PETS:

3 dogs: T'Challa (pitbull), Dream (French Bulldog), and Bosco (English bulldog)

FAVORITE TV SHOW:

Dragon Ball Z

PRE-GAME RITUALS:

Watch videos of my son, Malik. Then I kiss the videos on my phone. I also like to meditate before each game.

FAVORITE APP:

Adobe Lightroom

FAVORITE FOOD:

Mexican

NICKNAMES

GROWING UP:

Juice Box, Juicy, and Big J



JORDAN'S IMPROBABLE JOURNEY

Phillips' mother, Sherry, passed away in a car accident when he was 2 years old. Growing up in a single-parent home because his father, George, was in prison, Jordan went to live with his grandparents, Willie and Irene. Tragedy struck again when Irene had a stroke and Willie, who was well into his 70s at the time, was unable to care well enough for Jordan. Willie had him move in with Kody and Sheller Kinder at the age of 12. Other families pitched in to help, including Shane and Cindy Waggoner, who ended up legally adopting Jordan at the age of 25 because Jordan wanted his son to have grandparents.

FAVORITE MOVIE:

Happy Feet



FIRST JERSEY OWNED:

Priest Holmes Chiefs

IF YOU COULD TAKE ANY ANIMAL HOME FROM THE ZOO TO BE A PET:

Penguin

WOULD LIKE TO LEARN:

How to play the piano

IF YOU COULD HAVE ONE SUPERPOWER:

Teleport

IF YOU COULD PLAY ANY OTHER SPORT:

Professional bowler

TOP OF BUCKET LIST:

Attend a World Cup soccer match

PROUDEST ACHIEVEMENT:

Being a father

ADVICE YOU WOULD GIVE TO HIS YOUNGER SELF:

Be more humble



JORDAN PHILLIPS - NFL REGULAR SEASON STATISTICS

DATE	TEAM	TACKLES										INTERCEPTIONS					FUMBLES			ST					MISC		
		GP	GS	TK	S	A	TFL	YDS	SK	YDS	QBH	NO	YDS	LG	TD	PD	FF	FR	YDS	TK	S	A	FF	FR	S	A	
2015	Dolphins	15	4	19	14	5	2	14	2.0	14.0	5	0	0	0	0	4	0	0	0	0	0	0	0	0	0	0	0
2016	Dolphins	16	11	23	13	10	5	11	0.5	0.0	3	1	17	17	0	3	0	0	0	0	0	0	0	0	0	0	
2017	Dolphins	13	11	16	10	6	4	27	2.0	22.0	6	0	0	0	0	3	0	0	0	0	0	0	0	0	0	0	
2018	Dolphins	4	0	5	3	2	1	5	1.0	5.0	3	0	0	0	0	1	0	0	0	0	0	0	0	0	0	0	
2018	Bills	12	0	19	12	7	2	5	0.0	0.0	0	0	0	0	0	3	0	1	0	0	0	0	0	0	0	0	
2018	TOTAL	16	0	24	15	9	3	10	1.0	5.0	3	0	0	0	0	4	0	1	0	0	0	0	0	0	0	0	
TOTALS		60	26	82	52	30	14	62	5.5	41.0	17	1	17	17	0	14	0	1	0	0	0	0	0	0	0	0	

JORDAN PHILLIPS - NFL POSTSEASON STATISTICS

DATE	TEAM	TACKLES										INTERCEPTIONS					FUMBLES			ST					MISC	
		GP	GS	TK	S	A	TFL	YDS	SK	YDS	QBH	NO	YDS	LG	TD	PD	FF	FR	YDS	TK	S	A	FF	FR	S	A
2016	Dolphins	1	1	3	2	1	2	4	0.0	0.0	0	0	0	0	0	0	0	0	0	0	0	0	0	0	0	0
TOTALS		1	1	3	2	1	2	4	0.0	0.0	0	0	0	0	0	0	0	0	0	0	0	0	0	0	0	0

2018 GAME-BY-GAME REGULAR SEASON STATISTICS (DOLPHINS/BILLS)

DATE	OPP		TACKLES										INTERCEPTIONS					FUMBLES			ST					MISC		SCORE
			TK	S	A	SK	YDS	TFL	YDS	QBH	NO	YDS	LG	TD	PD	FF	FR	YDS	TK	S	A	FF	FR	S	A	W/L		
09/09	TITANS	P	1	0	1	0.0	0.0	0	0	0	0	0	0	0	0	0	0	0	0	0	0	0	0	0	0	W	27-20	
09/16	at Jets	P	1	1	0	1.0	5.0	1	5	2	0	0	0	0	1	0	0	0	0	0	0	0	0	0	0	W	20-12	
09/23	RAIDERS	P	2	2	0	0.0	0.0	0	0	1	0	0	0	0	0	0	0	0	0	0	0	0	0	0	0	W	28-20	
09/30	at Patriots	P	1	0	1	0.0	0.0	0	0	0	0	0	0	0	0	0	0	0	0	0	0	0	0	0	0	L	7-38	
Went from Dolphins to Bills.																												
10/07	TITANS	P	2	0	2	0.0	0.0	0	0	0	0	0	0	0	1	0	0	0	0	0	0	0	0	0	0	W	13-12	
10/14	at Texans	P	2	2	0	0.0	0.0	1	1	0	0	0	0	0	0	0	0	0	0	0	0	0	0	0	0	L	13-20	
10/21	at Colts	P	3	3	0	0.0	0.0	1	4	0	0	0	0	0	0	0	0	0	0	0	0	0	0	0	0	L	5-37	
10/29	PATRIOTS	P	1	1	0	0.0	0.0	0	0	0	0	0	0	0	0	0	0	0	0	0	0	0	0	0	0	L	6-25	
11/04	BEARS	P	0	0	0	0.0	0.0	0	0	0	0	0	0	0	0	0	0	0	0	0	0	0	0	0	0	L	9-41	
11/11	at Jets	P	1	0	1	0.0	0.0	0	0	0	0	0	0	0	1	0	0	0	0	0	0	0	0	0	0	W	41-10	
11/25	JAGUARS	P	2	1	1	0.0	0.0	0	0	0	0	0	0	0	0	0	0	0	0	0	0	0	0	0	0	W	24-21	
12/02	at Dolphins	P	3	2	1	0.0	0.0	0	0	0	0	0	0	0	1	0	0	0	0	0	0	0	0	0	0	L	17-21	
12/09	JETS	P	2	1	1	0.0	0.0	0	0	0	0	0	0	0	0	0	0	0	0	0	0	0	0	0	0	L	23-27	
12/16	LIONS	P	1	1	0	0.0	0.0	0	0	0	0	0	0	0	0	0	0	0	0	0	0	0	0	0	0	W	14-13	
12/23	at Patriots	P	1	0	1	0.0	0.0	0	0	0	0	0	0	0	0	0	0	0	0	0	0	0	0	0	0	L	12-24	
12/30	DOLPHINS	P	1	1	0	0.0	0.0	0	0	0	0	0	0	0	0	1	0	0	0	0	0	0	0	0	0	W	42-17	
2018 TOTALS			16-0	24	15	9	1.0	5.0	3	10	3	0	0	0	0	4	0	1	0	0	0	0	0	0	0	8-8		

30

CB

LAFAYETTE
PITTS

5-11

195

4TH YEAR

SEPTEMBER 24, 1992 (AGE 26)



DUQUESNE, PENNSYLVANIA

WOODLAND HILLS
HIGH SCHOOLPitt
PITTSBURGH

ACQUIRED 2017

Claimed off waivers on
October 26, 2017.

SHOUTOUTS

- Finished the 2018 season ranked second in special teams tackles for the Bills with 7.
- While at Pittsburgh, started at cornerback in all 13 games three out of his four seasons.
- Finished his senior season with 34 tackles, 2 tackles for loss, one sack and one interception.

THE STAMPEDE

First sports jersey you owned?

Carmelo Anthony

Dream job outside of sports?

Would like to be a chef

Favorite Buffalo restaurant?

Chophouse

What's your favorite vacation spot?

Italy

Main community cause?

Foster care and being able to show there is more to life than a struggle at the moment



FIRST-AND-10

LAFAYETTE PITTS joined the Bills in 2017 after playing six games with the Jacksonville Jaguars in the same season. Pitts entered the NFL in 2016 as an undrafted free agent with Miami. He spent time on the Dolphins practice squad and active roster before joining the Jaguars on September 3rd, 2017.

IF YOU HAVEN'T 'HERD'

BIG SIS

Similar to plenty of NFL players, Pitts route to playing football began early in his life at the age of four. His first coach though was someone that most wouldn't expect: his older sister. "She didn't give me a choice," said Pitts. "I didn't know if I wanted to play or not and she made me. I'm glad she did."

A PROUD GRAD

When Pitts crossed the stage at the University of Pittsburgh to accept his degree in administration of justice, it was a proud moment for the Pennsylvania graduate. Coming from a huge family of six sisters and five brothers, Pitts was the first one to receive his degree.

GIVING BACK

Pitts traveled with Dolphins teammates Matt Darr and MarQueis Groy to Amalfi, Italy in 2017 with Armed Forces Entertainment. The trio met with troops as a morale booster for those fighting for our country.

PERSONAL

Pitts graduated from the University of Pittsburgh with a degree in administration of justice. He is the son of Marsha Pitts and Clifton Carley.



LAFAYETTE PITTS - NFL REGULAR SEASON STATISTICS

DATE	TEAM	GP	GS	TACKLES								INTERCEPTIONS					FUMBLES			ST								
				TK	S	A	TFL	YDS	SK	YDS	QBH	NO	YDS	LG	TD	PD	FF	FR	YDS	TK	S	A	FF	FR				
2016	Dolphins	8	0	0	0	0	0	0	0	0.0	0.0	0	0	0	0	0	0	0	0	0	0	0	0	3	1	2	0	0
2017	Jaguars	6	0	0	0	0	0	0	0	0.0	0.0	0	0	0	0	0	0	0	0	0	0	0	0	1	1	0	0	0
2017	Bills	10	0	2	1	1	0	0	0.0	0.0	0	0	0	0	0	0	0	0	0	0	0	0	0	6	6	0	0	0
2017	TOTAL	16	0	2	1	1	0	0	0.0	0.0	0	0	0	0	0	0	0	0	0	0	0	0	7	7	0	0	0	
2018	Bills	16	0	2	2	0	0	0	0.0	0.0	0	0	0	0	0	0	0	0	0	0	0	0	7	6	1	0	0	
TOTALS		40	0	4	3	1	0	0	0.0	0.0	0	0	0	0	0	0	0	0	0	0	0	0	17	14	3	0	0	

LAFAYETTE PITTS - NFL POSTSEASON STATISTICS

DATE	TEAM	GP	GS	TACKLES								INTERCEPTIONS					FUMBLES			ST							
				TK	S	A	TFL	YDS	SK	YDS	QBH	NO	YDS	LG	TD	PD	FF	FR	YDS	TK	S	A	FF	FR			
2016	Dolphins	1	0	0	0	0	0	0	0	0.0	0.0	0	0	0	0	0	0	0	0	0	0	0	0	0	0	0	0
2017	Bills	1	0	0	0	0	0	0	0.0	0.0	0	0	0	0	0	0	0	0	0	0	0	0	0	0	0	0	
TOTALS		2	0	0	0	0	0	0	0.0	0.0	0	0	0	0	0	0	0	0	0	0	0	0	0	0	0	0	

2018 GAME-BY-GAME REGULAR SEASON STATISTICS (BILLS)

DATE	OPP		TACKLES								INTERCEPTIONS					FUMBLES			ST				SCORE		
			TK	S	A	SK	YDS	TFL	YDS	QBH	NO	YDS	LG	TD	PD	FF	FR	YDS	TK	S	A	FF		FR	W/L
09/09	at Ravens	P	0	0	0	0.0	0.0	0	0	0	0	0	0	0	0	0	0	0	1	1	0	0	0	L	3-47
09/16	CHARGERS	P	1	1	0	0.0	0.0	0	0	0	0	0	0	0	0	0	0	0	0	0	0	0	0	L	20-31
09/23	at Vikings	P	0	0	0	0.0	0.0	0	0	0	0	0	0	0	0	0	0	0	0	0	0	0	0	W	27-6
09/30	at Packers	P	1	1	0	0.0	0.0	0	0	0	0	0	0	0	0	0	0	2	1	1	0	0	L	0-22	
10/07	TITANS	P	0	0	0	0.0	0.0	0	0	0	0	0	0	0	0	0	0	1	1	0	0	0	W	13-12	
10/14	at Texans	P	0	0	0	0.0	0.0	0	0	0	0	0	0	0	0	0	0	2	2	0	0	0	L	13-20	
10/21	at Colts	P	0	0	0	0.0	0.0	0	0	0	0	0	0	0	0	0	0	0	0	0	0	0	L	5-37	
10/29	PATRIOTS	P	0	0	0	0.0	0.0	0	0	0	0	0	0	0	0	0	0	0	0	0	0	0	L	6-25	
11/04	BEARS	P	0	0	0	0.0	0.0	0	0	0	0	0	0	0	0	0	0	0	0	0	0	0	L	9-41	
11/11	at Jets	P	0	0	0	0.0	0.0	0	0	0	0	0	0	0	0	0	0	0	0	0	0	0	W	41-10	
11/25	JAGUARS	P	0	0	0	0.0	0.0	0	0	0	0	0	0	0	0	0	0	0	0	0	0	0	W	24-21	
12/02	at Dolphins	P	0	0	0	0.0	0.0	0	0	0	0	0	0	0	0	0	0	1	1	0	0	0	L	17-21	
12/09	JETS	P	0	0	0	0.0	0.0	0	0	0	0	0	0	0	0	0	0	0	0	0	0	0	L	23-27	
12/16	LIONS	P	0	0	0	0.0	0.0	0	0	0	0	0	0	0	0	0	0	0	0	0	0	0	W	14-13	
12/23	at Patriots	P	0	0	0	0.0	0.0	0	0	0	0	0	0	0	0	0	0	0	0	0	0	0	L	12-24	
12/30	DOLPHINS	P	0	0	0	0.0	0.0	0	0	0	0	0	0	0	0	0	0	0	0	0	0	0	W	42-17	
2018 TOTALS			16-0	2	2	0	0.0	0.0	0	0	0	0	0	0	0	0	0	7	6	1	0	0	6-10		

21 S JORDAN POYER



6-0 191 7TH YEAR

APRIL 25, 1991 (AGE 28)

ASTORIA, OREGON

ASTORIA HIGH SCHOOL

OREGON STATE

ACQUIRED 2017

Joined the Bills via free agency on March 9, 2017.

SHOUTOUTS

- Finished the 2018 season as the only player in the NFL with at least 95 tackles, one forced fumble, two sacks and four interceptions.
- Poyer is the only player in the NFL with over 190 tackles and at least nine picks since the beginning of the 2017 season.
- Poyer was the only player in the NFL in 2017 with over 95 tackles, two sacks and five interceptions.
- In his first season as a full-time starter, Poyer set a career-high with 95 tackles, 5 interceptions and 13 passes defended in 2017.
- Poyer was named the 2017 Ed Block Courage Award winner for the Bills after returning from a lacerated kidney and bruised liver he suffered while playing for the Cleveland Browns in 2016..
- Was the first consensus All-America selection at Oregon State since John Didion in 1967.



FIRST-AND-10

JORDAN POYER came to the Bills through free agency in 2017 after previously playing for the Cleveland Browns and the Philadelphia Eagles. The Oregon native originally entered the league when he was drafted in the seventh round of the 2013 NFL Draft by the Eagles.

MOST INTERCEPTIONS

SINCE THE BEGINNING OF THE 2017 SEASON



KEVIN BYARD
12



XAVIER HOWARD
11



DARIUS SLAY
11



JORDAN POYER
9



KYLE FULLER
9

MOST TACKLES BY SAFETY

SINCE THE BEGINNING OF THE 2017 SEASON

JAMAL ADAMS 197

LONDON COLLINS 195

RESHAD JONES 194

JORDAN POYER 192

JOHN JOHNSON 188

PERSONAL

Born April 25, 1991 in Astoria, Oregon, Jordan is the son of Julie and Fa'alaeo Poyer. Poyer studied Communications and graduated from Oregon State University. He lives with his wife, Rachel, and their daughter, Aliyah. Poyer also has two bulldogs named Taz and Luna.

@J_POY33

@J_POYER21

21

S

JORDAN
POYER

IF YOU HAVEN'T 'HERD'



TAKE ME OUT TO THE BALL GAME

If it wasn't for his love of football, Poyer believes he could be playing baseball in the MLB today. Drafted in the 42nd round of the 2009 MLB Draft by the Marlins following a stellar high school career, Poyer instead chose to play football and pursue baseball at Oregon State. Poyer chose to quit baseball to focus on football while with the Beavers, but the passion never went away. Poyer took part in batting practice with the Buffalo Bisons and threw out the first pitch on May 7, 2018 before their game against the Rochester Red Wings.

SCHOLASTIC SUPERSTAR

Poyer remains a high school legend in his hometown of Astoria, Oregon. He led his school to state titles in both football and baseball on the 4A level. On the gridiron, he was named the 4A Offensive and Defensive Player of the Year as a senior, starting as a quarterback and a safety. On the basketball court, he was named the 2009 Cowapa League Player of the Year and he pitched the baseball team to a state title. In all, Poyer earned 11 varsity letters, which puts him as one of the most decorated athletes in Oregon high school history.

THE
STAMPEDE

FAVORITE FOOD:

Mom's spaghetti

FAVORITE CARTOON
CHARACTER:

Stewie Griffin

CHILDHOOD SPORTS
IDOLS:Ken Griffey Jr., Shaun
Alexander and Michael Vick

FIRST JOB:

Veterinarian Assistant

BUCKET LIST ITEM:

Travel to all 7 continents

HOBBIES:

Fishing and Jet Skiing

NICKNAMES:

JP and J-Po

BIGGEST PET PEEVE:

Squeaking sneakers.

FAVORITE BUFFALO
RESTAURANT:The WD Bar & Grill at
the Seneca Buffalo Creek
Casino

FAVORITE TV SHOW:

Game of Thrones

FAVORITE MUSICAL
ARTISTS:Wiz Khalifa, Future and
DrakeWHO IS THE MOST
FAMOUS PERSON IN YOUR
CELL PHONE CONTACTS:

Silentó

MOST PRIZED POSSESSION:

Ed Block Courage Award

FIRST SPORTS JERSEY YOU
OWNED:Shaun Alexander Seahawks
jersey

FAVORITE VACATION SPOT:

Brazil

SPORTING EVENT YOU
WANT TO ATTEND:

A tongue cleaner

DO YOU COLLECT
ANYTHING:

Interception balls



JORDAN POYER - NFL REGULAR SEASON STATISTICS

DATE	TEAM	GP	GS	TACKLES								INTERCEPTIONS					FUMBLES			ST					
				TK	S	A	TFL	YDS	SK	YDS	QBH	NO	YDS	LG	TD	PD	FF	FR	YDS	TK	S	A	FF	FR	
2013	Eagles	3	0	2	1	1	0	0	0.0	0.0	0	0	0	0	0	0	0	0	0	0	1	1	0	0	0
2013	Browns	9	0	13	13	0	0	0	0.0	0.0	0	0	0	0	0	0	0	0	0	0	5	5	0	0	0
2013	TOTAL	12	0	15	14	1	0	0	0.0	0.0	0	0	0	0	0	0	0	0	0	6	6	0	0	0	
2014	Browns	16	0	9	5	4	0	0	0.0	0.0	0	0	0	0	0	0	0	0	0	12	10	2	1	0	
2015	Browns	14	4	37	25	12	1	4	1.0	0.0	2	2	24	12	0	4	0	1	4	6	3	3	0	0	
2016	Browns	6	6	36	27	9	1	6	0.0	0.0	0	0	0	0	0	2	0	0	0	3	2	1	0	0	
2017	Bills	15	15	95	63	32	4	24	2.0	18.0	2	5	33	19†	1	13	0	1	32	0	0	0	0	0	
2018	Bills	16	16	97	71	26	9	27	2.0	15.0	3	4	11	11	0	6	1	1	0	3	2	1	0	0	
TOTALS		79	41	289	205	84	15	61	5.0	33.0	7	11	68	19†	1	25	1	3	36	30	23	7	1	0	

SINGLE-GAME HIGHS: DEFENSIVE

Total Tackles 12 at Miami Dolphins, Sep 25, 2016
Sacks 1.0 at New England Patriots, Dec 23, 2018
Passes Defensed 3 at Carolina Panthers, Sep 17, 2017
Forced Fumbles 1 vs. Los Angeles Chargers, Sep 16, 2018

Fumble Recoveries 1 vs. Tennessee Titans, Oct 07, 2018
Tackles For Loss 2 vs. Los Angeles Chargers, Sep 16, 2018
Interceptions 1 at New England Patriots, Dec 23, 2018
Interception Return Yards 19 at New England Patriots, Dec 24, 2017

2018 GAME-BY-GAME REGULAR SEASON STATISTICS (BILLS)

DATE	OPP		TACKLES								INTERCEPTIONS					FUMBLES			ST				W/L	SCORE	
			TK	S	A	SK	YDS	TFL	YDS	QBH	NO	YDS	LG	TD	PD	FF	FR	YDS	TK	S	A	FF			FR
09/09	at Ravens	S	8	4	4	0.0	0.0	0	0	0	0	0	0	0	0	0	0	0	0	0	0	0	0	L	3-47
09/16	CHARGERS	S	7	6	1	0.0	0.0	2	6	0	0	0	0	0	0	1	0	0	0	0	0	0	0	L	20-31
09/23	at Vikings	S	3	1	2	0.0	0.0	0	0	0	0	0	0	0	0	0	0	0	0	0	0	0	0	W	27-6
09/30	at Packers	S	7	4	3	0.0	0.0	0	0	0	1	11	11	0	1	0	0	0	0	0	0	0	0	L	0-22
10/07	TITANS	S	3	3	0	0.0	0.0	1	0	0	0	0	0	0	0	1	0	0	0	0	0	0	0	W	13-12
10/14	at Texans	S	5	4	1	0.0	0.0	1	0	0	1	0	0	0	1	0	0	0	0	0	0	0	0	L	13-20
10/21	at Colts	S	5	3	2	0.0	0.0	0	0	0	0	0	0	0	0	0	0	0	0	0	0	0	0	L	5-37
10/29	PATRIOTS	S	4	3	1	0.0	0.0	1	3	0	0	0	0	0	0	0	0	0	0	0	0	0	0	L	6-25
11/04	BEARS	S	4	3	1	0.0	0.0	0	0	0	0	0	0	0	0	0	0	0	0	0	0	0	0	L	9-41
11/11	at Jets	S	6	3	3	1.0	6.0	1	6	1	0	0	0	0	0	0	0	0	0	0	0	0	0	W	41-10
11/25	JAGUARS	S	10	9	1	0.0	0.0	1	1	0	1	0	0	0	1	0	0	0	0	0	0	0	0	W	24-21
12/02	at Dolphins	S	5	3	2	0.0	0.0	0	0	1	0	0	0	0	1	0	0	0	0	0	0	0	0	L	17-21
12/09	JETS	S	6	6	0	0.0	0.0	0	0	0	0	0	0	0	0	0	0	0	0	0	0	0	0	L	23-27
12/16	LIONS	S	11	10	1	0.0	0.0	1	2	0	0	0	0	0	0	0	0	0	0	0	0	0	0	W	14-13
12/23	at Patriots	S	6	2	4	1.0	9.0	1	9	1	1	0	0	0	1	0	0	0	1	1	0	0	0	L	12-24
12/30	DOLPHINS	S	7	7	0	0.0	0.0	0	0	0	0	0	0	0	1	0	0	0	2	1	1	0	0	W	42-17
2018 TOTALS			16-16	97	71	26	2.0	15.0	9	27	3	4	11	11	0	6	1	1	0	3	2	1	0	6-10	

37

CB

DENZEL
RICE

6-0

185

3RD YEAR

MARCH 31, 1993 (AGE 26)



WINSTON-SALEM, NC



CARVER HIGH SCHOOL



COASTAL CAROLINA

ACQUIRED 2018

Signed to the Bills practice squad
on November 13, 2018.

SHOUTOUTS

- Had a career-high nine tackles at Ten. (1/1/2017).
- Picked off Kansas City QB Patrick Mahomes to end the first half vs. KC (11/4/2018).
- While at Coastal Carolina, he logged 12 pass breakups in 2013. That total was the most in the Big South and tied for the highest in school history.
- Finished the 2014 season with 41 tackles and 10 pass breakups, earning second team All-Big South honors.

THE STAMPEDE

First sports jersey you owned?

Keyshawn Johnson Jets jersey

Favorite Olympic sport to watch?

Diving because he is fascinated by how small of a splash they make when they enter the water

Favorite late night snack food?

Potato chips and pickles



FIRST-AND-10

DENZEL RICE joined the Bills as a member of the team's practice squad in 2018. He originally entered the league as an undrafted free agent with Philadelphia in 2015. He spent the 2016 season with the Houston Texans, before signing to the Colts practice squad in 2017. He was a member of the Cleveland Browns active roster for the first eight games in 2018.

IF YOU HAVEN'T 'HERD'

GIVING BACK TO YOUTH

Denzel Rice has placed an emphasis on giving back to youth in his hometown and hosted his first football camp during the 2018 offseason.

The camp featured Rice working with the kids on fundamental skills, hosting lectures and playing in scrimmages. He was joined by Josh Hawkins, former Green Bay Packer, and several other assistant coaches that Rice looks up to and has worked with throughout his career.

Rice hosted the camp at his former high school. He emphasized to the kids that no matter what you decide to try in life, you should do it to the best of your ability.

Rice has also given back to the community by working with children at the YMCA in Winston-Salem during various offseasons, helping with Hurricane Harvey relief efforts while with the Texans and is a frequent participant in community events in Buffalo.

PERSONAL

Son of Russell Rice and Evette Davenport. Has two younger brothers and two younger sisters. Majored in communications while at Coastal Carolina. Has a daughter named Khloe and a French Bulldog named Nala.



DENZEL RICE - NFL REGULAR SEASON STATISTICS

DATE	TEAM	GP	GS	TACKLES							INTERCEPTIONS					FUMBLES			ST				MISC								
				TK	S	A	TFL	YDS	SK	YDS	QBH	NO	YDS	LG	TD	PD	FF	FR	YDS	TK	S	A	FF	FR	S	A					
2015	Eagles	4	0	0	0	0	0	0	0.0	0.0	0	0	0	0	0	0	0	0	0	0	0	0	0	0	0	0	0	0	0	0	0
2016	Texans	3	0	9	6	3	0	0	0.0	0.0	0	0	0	0	0	0	0	0	0	0	0	0	0	0	0	0	0	0	0	0	0
2017	Texans	0	0	0	0	0	0	0	0.0	0.0	0	0	0	0	0	0	0	0	0	0	0	0	0	0	0	0	0	0	0	0	0
2018	Browns	8	0	0	0	0	0	0	0.0	0.0	0	1	0	0	0	1	0	0	0	0	0	0	3	2	1	0	0	0	0	0	0
2018	Bills	4	0	0	0	0	0	0	0.0	0.0	0	0	0	0	0	0	0	0	0	0	0	0	2	2	0	0	0	0	0	0	0
2018	TOTAL	12	0	0	0	0	0	0	0.0	0.0	0	1	0	0	0	1	0	0	0	0	0	5	4	1	0	0	0	0	0	0	0
TOTALS		19	0	9	6	3	0	0	0.0	0.0	0	1	0	0	0	1	0	0	0	0	0	5	4	1	0	0	0	0	0	0	0

DENZEL RICE - NFL POSTSEASON STATISTICS

DATE	TEAM	GP	GS	TACKLES							INTERCEPTIONS					FUMBLES			ST				MISC									
				TK	S	A	TFL	YDS	SK	YDS	QBH	NO	YDS	LG	TD	PD	FF	FR	YDS	TK	S	A	FF	FR	S	A						
2016	Texans	1	0	0	0	0	0	0	0.0	0.0	0	0	0	0	0	0	0	0	0	0	0	0	0	0	0	0	0	0	0	0	0	0
TOTALS		1	0	0	0	0	0	0	0.0	0.0	0	0	0	0	0	0	0	0	0	0	0	0	0	0	0	0	0	0	0	0	0	0

2018 GAME-BY-GAME REGULAR SEASON STATISTICS (BROWNS/BILLS)

DATE	OPP		TACKLES							INTERCEPTIONS					FUMBLES			ST				MISC		SCORE			
			TK	S	A	SK	YDS	TFL	YDS	QBH	NO	YDS	LG	TD	PD	FF	FR	YDS	TK	S	A	FF	FR		S	A	W/L
09/09	STEELERS	P	0	0	0	0.0	0.0	0	0	0	0	0	0	0	0	0	0	0	3	2	1	0	0	0	0	L	21-21
09/16	at Saints	P	0	0	0	0.0	0.0	0	0	0	0	0	0	0	0	0	0	0	0	0	0	0	0	0	0	L	18-21
09/20	JETS	P	0	0	0	0.0	0.0	0	0	0	0	0	0	0	0	0	0	0	0	0	0	0	0	0	W	21-17	
09/30	at Raiders	P	0	0	0	0.0	0.0	0	0	0	0	0	0	0	0	0	0	0	0	0	0	0	0	0	L	42-45+	
10/07	RAVENS		INACTIVE																							W	12-9+
10/14	CHARGERS	P	0	0	0	0.0	0.0	0	0	0	0	0	0	0	0	0	0	0	0	0	0	0	0	0	0	L	14-38
10/21	at Buccaneers	P	0	0	0	0.0	0.0	0	0	0	0	0	0	0	0	0	0	0	0	0	0	0	0	0	0	L	23-26+
10/28	at Steelers	P	0	0	0	0.0	0.0	0	0	0	0	0	0	0	0	0	0	0	0	0	0	0	0	0	0	L	18-33
11/04	CHIEFS	P	0	0	0	0.0	0.0	0	0	0	1	0	0	0	1	0	0	0	0	0	0	0	0	0	0	L	21-37
11/11	FALCONS		DID NOT PLAY																							W	28-16
			Went from Browns to Bills.																								
11/25	JAGUARS		PRACTICE SQUAD																							W	24-21
12/02	at Dolphins		PRACTICE SQUAD																							L	17-21
12/09	JETS	P	0	0	0	0.0	0.0	0	0	0	0	0	0	0	0	0	0	0	1	1	0	0	0	0	0	L	23-27
12/16	LIONS	P	0	0	0	0.0	0.0	0	0	0	0	0	0	0	0	0	0	0	0	0	0	0	0	0	0	W	14-13
12/23	at Patriots	P	0	0	0	0.0	0.0	0	0	0	0	0	0	0	0	0	0	0	1	1	0	0	0	0	0	L	12-24
12/30	DOLPHINS	P	0	0	0	0.0	0.0	0	0	0	0	0	0	0	0	0	0	0	0	0	0	0	0	0	0	W	42-17
2018 TOTALS			12	0	0	0.0	0.0	0	0	0	1	0	0	0	1	0	0	0	5	4	1	0	0	0	0	6	10

+ - Overtime

5-11 195 9TH YEAR 

JANUARY 9, 1988 (AGE 31)



COLUMBIA, SOUTH CAROLINA



SPRING VALLEY HIGH SCHOOL

THE
CITADEL

THE CITADEL

ACQUIRED 2019

Signed by the Bills on March 14,
2019.

SHOUTOUTS

- Has appeared in 135 games with 41 starts in his NFL career. Totaled 254 receptions for 2,990 yards and 15 touchdowns.
- Named to the 2018 Pro Bowl in addition to being named to the 2018 First-Team All Pro team as a returner after leading the league in kick return yards.
- A valuable special teams returner throughout his career returning 138 punts for 1,254 yards and three touchdowns with 164 kick returns for 4,081 yards and two touchdowns.
- Played in all 16 games in 2018, returning 23 punts for 324 yards and notching career highs with 40 kick returns for 1,174 yards. Added two catches for 79 yards and one touchdown.
- Has recorded two 99-yard touchdown kickoff returns during his career, vs. GB (12/23/18) at Car. (11/22/15).



FIRST-AND-10

ANDRE ROBERTS joins the Bills in 2019 after spending the previous season with the New York Jets. Prior to the Jets, Roberts played for the Atlanta Falcons in 2017, the Detroit Lions in 2016, spent 2014-15 as a member of the Washington Redskins and spent 2010-14 as a member of the Arizona Cardinals. Roberts originally entered the NFL as a third round draft selection (88th overall) by the Arizona Cardinals in the 2010 NFL Draft.

IF YOU HAVEN'T 'HERD'

MILITARY BRAT

Roberts didn't grow up in a standard household. Since his parents were both in the Army, he and his brother were forced to move around frequently. His father was a Command Sergeant major and his mother was a First Sergeant. Roberts was born in Alaska before moving to Texas for four years, and spent a year in the Virgin Islands before landing in South Carolina. He chose to play football at The Citadel, one of six senior military colleges in the U.S., despite being recruited by a number of FCS and smaller FBS schools.

"People who serve in the military sacrifice everything," Roberts said to Atlantafalcons.com. "What most people don't realize is that their families are definitely in the military, too. It's not just that one guy (who's serving). It's their wives, their children back home who make that sacrifice, too." Roberts earned a Salute to Service Award in 2017 for his work with the military.

PERSONAL

The son of Stephen and Dorothy Roberts. Has an older brother. Graduated with a degree in Accounting at The Citadel. Also was an All-State track runner in high school. Andre is married and has one son.



IF YOU HAVEN'T 'HERD'



ENTREPRENEURSHIP MENTALITY

Andre's first job was bagging groceries at Kroger, however he was never satisfied and wanted to make more money. He then decided to start selling lemonade and eventually took it the next level. He started buying candy at the grocery store and selling it to classmates, specifically Starburst and Snickers. He claims, "it was hard selling regular M&M's."

Roberts still carries his entrepreneurship today. He currently is a franchise owner of Zaxby's in northern Virginia.

LARRY LEGEND

When asked what player he's learned the most from in the NFL, without hesitation Roberts stated Larry Fitzgerald. Andre and Larry played 4 seasons together (2010-2013) with the Arizona Cardinals. "Larry's my mentor, and my best friend on the team," Roberts said to The Post and Courier. "He's taught me a lot of things about the NFL. On and off the field, he's taught me the way to be a professional, and that's the biggest thing. In the NFL, everybody has skill. But everybody doesn't know how to act off the field and he's helped me out with that a lot."

THE
STAMPEDE

SPORTS HE PLAYED IN HS:

Basketball, Track & Field

FAVORITE LATE NIGHT
SNACK:

Goldfish

FAVORITE APP EXCLUDING
SOCIAL MEDIA:

Wordscapes

NUMBER ONE THING ON
YOUR BUCKET LIST:

Play at all of the top-100
golf courses in the US

FAVORITE FOOD:

Hispanic food

IF YOU COULD HAVE ONE
SUPER POWER:

Ability to fly

DO YOU COLLECT
ANYTHING:

Ball markers

FAVORITE TV SHOW:

Law and Order SVU

YOUR PROUDEST
ACHIEVEMENT OUTSIDE OF
FOOTBALL:

2017 Salute to Service
Award

IF YOU COULD SEE
ANYONE IN MUSICAL
HISTORY IN CONCERT:

Michael Jackson

SPORTING EVENT HE'D
WANT TO ATTEND:

US Open (Tennis)

PROUDEST ACHIEVEMENT:

Earning a scholarship and
graduating college

FAVORITE CARTOON
CHARACTER:

Tasmanian Devil

FIRST SPORTS JERSEY:

Deion Sanders

FAVORITE VACATION SPOT:

Australia

MOST FAMOUS PERSON
IN YOUR CELL PHONE

Chris Tucker



ANDRE ROBERTS - NFL REGULAR SEASON STATISTICS

				RECEIVING					RUSHING				
DATE	TEAM	GP	GS	NO.	YDS	AVG	LG	TD	NO.	YDS.	AVG.	LG	TD
2010	Cardinals	15	2	24	307	12.8	74†	2	0	0	0.0	0	0
2011	Cardinals	16	16	51	586	11.5	45	2	3	27	9.0	12	0
2012	Cardinals	15	15	64	759	11.9	46†	5	4	29	7.3	15	0
2013	Cardinals	16	2	43	471	11.0	34†	2	0	0	0.0	0	0
2014	Redskins	16	4	36	453	12.6	61	2	2	21	10.5	19	0
2015	Redskins	9	0	11	135	12.3	38	0	0	0	0.0	0	0
2016	Lions	16	1	14	188	13.4	44	1	0	0	0.0	0	0
2017	Falcons	16	0	1	12	12.0	12	0	0	0	0.0	0	0
2018	Jets	16	1	10	79	7.9	20	1	2	20	10.0	18	0
TOTALS		135	41	254	2,990	11.8	74†	15	11	97	8.8	19	0

ANDRE ROBERTS - NFL POSTSEASON STATISTICS

				RECEIVING					RUSHING				
DATE	TEAM	GP	GS	NO.	YDS	AVG	LG	TD	NO.	YDS.	AVG.	LG	TD
2016	Lions	1	0	0	0	0.0	0	0	0	0	0.0	0	0
2017	Falcons	2	0	0	0	0.0	0	0	0	0	0.0	0	0
TOTALS		3	0	0	0	0.0	0	0	0	0	0.0	0	0

ANDRE ROBERTS - NFL REGULAR SEASON RETURN STATISTICS

			KICKOFF RETURNS					PUNT RETURNS				
DATE	TEAM	RET.	YDS.	AVG.	LG	TD	NO.	FC	YDS	AVG	LG	TD
2010	Cardinals	14	326	23.3	47	0	35	8	263	7.5	25	0
2011	Cardinals	2	33	16.5	21	0	2	0	-3	-1.5	0	0
2012	Cardinals	0	0	0.0	0	0	3	0	15	5.0	10	0
2013	Cardinals	0	0	0.0	0	0	0	0	0	0.0	0	0
2014	Redskins	30	710	23.7	45	0	28	25	208	7.4	37	0
2015	Redskins	7	231	33.0	99†	1	0	0	0	0.0	0	0
2016	Lions	33	747	22.6	42	0	20	16	246	12.3	85†	2
2017	Falcons	38	860	22.6	61	0	27	21	201	7.4	27	0
2018	Jets	40	1,174	29.4	99†	1	23	27	324	14.1	78†	1
TOTALS		164	4,081	24.9	99†	2	138	97	1,254	9.1	85†	3

ANDRE ROBERTS - NFL POSTSEASON RETURN STATISTICS

			KICKOFF RETURNS					PUNT RETURNS				
DATE	TEAM	RET.	YDS.	AVG.	LG	TD	NO.	FC	YDS	AVG	LG	TD
2016	Lions	4	76	19.0	22	0	1	1	0	0.0	0	0
2017	Falcons	5	63	12.6	23	0	1	5	4	4.0	4	0
TOTALS		9	139	15.4	23	0	2	6	4	2.0	4	0



SINGLE-GAME HIGHS: RUSHING/RECEIVING

Rush Attempts	1 at Tennessee Titans, Dec 02, 2018	Longest Kickoff Return	99† vs. Green Bay Packers, Dec 23, 2018
Rushing Yards	19 vs. Jacksonville Jaguars, Sep 14, 2014	Kickoff Return TDs	1 vs. Green Bay Packers, Dec 23, 2018
Longest Runs	19 vs. Jacksonville Jaguars, Sep 14, 2014	Fair Catches	6 at Miami Dolphins, Nov 04, 2018
Receptions	9 vs. Los Angeles Rams, Nov 25, 2012	Punt Return Yards	137 at Detroit Lions, Sep 10, 2018
Receiving Yards	118 vs. Miami Dolphins, Sep 30, 2012	Longest Punt Return	85† at Chicago Bears, Oct 02, 2016
Longest Receptions	74† vs. Dallas Cowboys, Dec 25, 2010	Punt Returns	7 vs. Jacksonville Jaguars, Sep 14, 2014
Receiving TDs	2 vs. Miami Dolphins, Sep 30, 2012	Punt Return TDs	1 at Detroit Lions, Sep 10, 2018
All-purpose yards	244 vs. Dallas Cowboys, Dec 25, 2010	Miscellaneous Tackles	1 vs. Minnesota Vikings, Oct 21, 2018
Kickoff Returns	6 vs. Minnesota Vikings, Oct 21, 2018	Most TDs	2 vs. Miami Dolphins, Sep 30, 2012
Kickoff Return Yards	203 vs. Green Bay Packers, Dec 23, 2018		

2018 GAME-BY-GAME REGULAR SEASON STATISTICS (UETS)

DATE	OPPONENT	P/S	RECEIVING				RUSHING				W/L	SCORE
			NO	YDS	LG	TD	ATT	YDS	LG	TD		
09/10	at Lions	P	0	0	0	0	1	2	2	0	W	48-17
09/16	DOLPHINS	P	0	0	0	0	0	0	0	0	L	12-20
09/20	at Browns	P	0	0	0	0	0	0	0	0	L	17-21
09/30	at Jaguars	P	0	0	0	0	0	0	0	0	L	12-31
10/07	BRONCOS	P	1	4	4	0	0	0	0	0	W	34-16
10/14	COLTS	P	0	0	0	0	0	0	0	0	W	42-34
10/21	VIKINGS	P	2	21	20	0	0	0	0	0	L	17-37
10/28	at Bears	S	0	0	0	0	0	0	0	0	L	10-24
11/04	at Dolphins	P	0	0	0	0	0	0	0	0	L	6-13
11/11	BILLS	P	0	0	0	0	0	0	0	0	L	10-41
11/25	PATRIOTS	P	0	0	0	0	0	0	0	0	L	13-27
12/02	at Titans	P	1	10	10	0	1	18	18	0	L	22-26
12/09	at Bills	P	0	0	0	0	0	0	0	0	W	27-23
12/15	TEXANS	P	3	16	13†	1	0	0	0	0	L	22-29
12/23	PACKERS	P	0	0	0	0	0	0	0	0	L	38-44+
12/30	at Patriots	P	3	28	15	0	0	0	0	0	L	3-38
2018 TOTALS		16-1	10	79	20	1	2	20	18	0	4-12	

+ - Overtime

15 WR DA'MARI SCOTT



6-0 205 1ST YEAR

AUGUST 8, 1995 (AGE 23)



MUSKEGON, MICHIGAN



CATHEDRAL HIGH SCHOOL



FRESNO STATE

ACQUIRED 2018

Signed to the Bills 53-man roster on December 8, 2018.

SHOUTOUTS

- Recorded eight catches during the 2018 preseason with Cleveland Browns.
- Named most valuable offensive player by Fresno State in 2017.
- During his collegiate career at Fresno State, Scott caught 91 passes for 1,163 yards and five touchdowns. He also returned 73 kicks for 1,560 yards.

THE STAMPEDE

Most memorable game he ever played in?

In 2017 vs. Alabama at their home opener. He recorded 7 catches for 67 yards. He also returned 3 kicks for 94 yards.

HS teammates with any NFL players?

Willie Snead and Torry McTyer

Proudest achievement?

Becoming eligible to continue playing football after his senior year at Fresno State



FIRST-AND-10

DA'MARI SCOTT joined the Bills after a brief stint with the Cleveland Browns. He originally joined the league as an undrafted free agent with Cleveland in May 2018, joining the practice squad before being promoted to the active roster.

IF YOU HAVEN'T 'HERD'

DEAR MAMA

Every football player has a motivation for playing football. If you ask Da'Mari Scott why he plays the game, he'll be quick to say one person, his mother Donna.

Though he grew up in Muskegon, Michigan, he moved to California with his sister so that he could attend a school that excelled in academics and football. Scott stated if it wasn't for his mother, he never would have received the opportunity to get noticed.

After a hot start at Fresno State, Scott's career started to fluctuate. After the 2014 season, he decided to transfer to be closer to his mother, who was back home in Michigan. Days after leaving the program, his mother unexpectedly passed away. After time to grieve, he decided to rejoin the program. Fresno saw a new Scott in the years to come; one who earned an academic award, became an offensive force on the team and embraced a leadership role. After going undrafted, he's looking to prove himself again. "I don't want to ever get complacent or settle," said Scott. "I never want to tell myself 'I made it.'"

PERSONAL

Da'Mari is the son of the late Donna Covington and Darreco Scott. He has three siblings - Dakiya, Dominique and Darreco. While at Fresno State, Scott was an American studies major.

1

WR

DAVID
SILLS

6-3

211

ROOKIE



MAY 29, 1996 (AGE 22)



WILMINGTON, DELAWARE



EASTERN CHRISTIAN ACADEMY



WEST VIRGINIA

ACQUIRED 2019

Signed with the Bills as an UDFA
on May 9, 2019.

SHOUTOUTS

- Played the 2015, 2017 and 2018 seasons with West Virginia. He totaled 132 receptions for 2,097 yards and 35 touchdowns during that time period.
- Spent the 2016 season at El Camino College as a quarterback. He completed 127 of 237 passes for 1,636 yards and 15 touchdowns.
- Finalist for the Biletnikoff Award in 2017 and a semifinalist in 2018.
- Was a two-time All-Big 12 First-Team Selection (2017, 2018).
- During the 2018 season, Sils ranked second in the country with 15 touchdowns and totaled 986 yards on 65 receptions. That production was good enough to earn third-team All-American honors from the Associated Press.
- In 2017, Sils recorded 60 receptions for 980 yards and 18 touchdowns. His 18 touchdowns were tied for the most in the country and good enough for second-team Associated Press All-American honors.



FIRST-AND-10

DAVID SILLS enters his first season with the Bills in 2019 after signing with the team as a UDFA out of West Virginia. Sils played in 28 games over three years with the Mountaineers.

IF YOU HAVEN'T 'HERD'

A WINDING JOURNEY

Sills was offered a scholarship to USC when he was 13 - but it wasn't for receiver. He grew up playing quarterback and even signed with West Virginia as a quarterback. After having a tough freshman year, he transferred to El Camino Community College to give the position one last shot.

When his chance never came, West Virginia head coach Dana Holgorsen called and asked Sils if he would play wide receiver. Having taken some snaps at receiver during his freshman year, Holgorsen knew Sils had something special at the position. In the next two years, Sils went on to be one of the most prolific receivers in West Virginia history and keep his NFL dream, just at a new position.

"My story, if you want to say, is nothing I would've pictured," Sils told ESPN. "But I'm having so much fun now. The most fun I've ever had playing football. And I'm not playing quarterback."

PERSONAL

The son of David IV and Denise Sils, Sils has two sisters. He graduated with a degree in Finance from West Virginia. Outside of football, he enjoys golfing. After his playing career concludes, Sils hopes to pursue coaching.



IF YOU HAVEN'T 'HERD'



MULTI-SPORT ATHLETE

Sills did not just excel on the football field growing up, he also had an affinity for wrestling and skim boarding. His skim boarding career showed promise, highlighted by finishing fourth in a competition against a few skim boarders who would eventually turn pro. His wrestling background also has resonated with Coach McDermott. "I think I have a pretty good feel for most of the guys that wrestled even if they just bought wrestling shoes through the years. So I have a pretty good feel for who has and hasn't through the years," said McDermott.

FROM THE 213 TO THE 716

After signing with the Bills following the draft, a picture of Sils and his new teammate QB Matt Barkley began circulating. However Buffalo wouldn't be the first place the tandem had met. After Sils committed to USC, the duo crossed paths during Barkley's time with the Trojans (pictured above).

"I look like skin and bones in that picture," Sils told The Buffalo News. "That was a long time ago. It's kind of ironic we ended up on the same team and he could be throwing balls to me."

THE
STAMPEDE

FAVORITE CEREAL:

Cinnamon Toast Crunch

HIGH SCHOOL TEAMMATES
IN THE NFL:

Dakiel Shorts, Wendell Smallwood, Angelo Blackson

PETS:

Golden retriever & a lab

MOST FAMOUS CELL

PHONE CONTACT:

Joe Montana

PREGAME RITUAL:

Watch "Good" Jacko Motivation on YouTube

BEGAN PLAYING
FOOTBALL:

At 6 years old

DREAM SPORTING EVENT
TO ATTEND:

Final Four

FAVORITE MOVIE:

Top Gun

COMMUNITY CAUSES:

Helping underprivileged kids get an opportunity

PROUDEST ACHIEVEMENT:

Graduating

A SKILL HE WANTS TO
LEARN:

Play the piano

FIRST JOB:

Tennis/golf camp counselor

BIGGEST PET PEEVE:

The TV volume being on an odd number

ADVICE HE WOULD GIVE
TO HIS YOUNGER SELF:

Be the same through the highs and lows

FAVORITE PHONE APP:

Amazon

MOST MEMORABLE GAME:

Catching two touchdowns and beating Texas in 2018

COLLECTED ITEM:

Glass Coke bottles

FAVORITE VACATION SPOT:

Family's beach house in Delaware

40 RB DEVIN SINGLETARY



5-7

203

ROOKIE



SEPTEMBER 3, 1997 (AGE 21)



DEERFIELD BEACH, FLORIDA



AMERICAN HERITAGE HIGH SCHOOL



FLORIDA ATLANTIC

ACQUIRED 2019

Drafted by the Bills in the third round (74th overall) in 2019.

SHOUTOUTS

- Played in 38 games during his collegiate career at Florida Atlantic.
- Totaled 4,299 yards and 66 touchdowns on 714 attempts during his collegiate career. Also recorded 51 receptions for 397 yards and one touchdown.
- Finished his final season at FAU with 261 carries for 1,348 yards and 22 touchdowns in 2018. He earned Second Team All-American honors from the Sporting News and was a First Team All-Conference USA selection.
- Earned Conference USA MVP honors and made first team All-Conference USA after totaling 1,920 yards and 32 touchdowns on 301 rushes in 2017.
- He became the first player in Florida Atlantic history to earn AP All-American honors after he was named to the second team. He led the nation in both rushing touchdowns and points scored.
- Earned Freshman All-American honors from Athlon Sports.



FIRST-AND-10

DEVIN SINGLETARY enters his first season with the Bills in 2019 after being drafted by the team in the third round (74th overall) out of Florida Atlantic.

IF YOU HAVEN'T 'HERD'

LONG LIVE GB

When Singletary first joined the American Heritage high school football team, he was behind Greg Bryant at running back. Bryant was a star, but still took the time to mentor Singletary before Bryant went to Notre Dame to play football.

Sadly, Bryant was shot while driving while home in South Florida and passed away in 2016, a death that turned Singletary's life upside down.

"It was very difficult honestly, because that was my big brother," Singletary said to BuffaloBills.com. "It brought me to tears, but some things are out of our control. He's in a better place now, but it was definitely very difficult."

Singletary puts in extra work knowing that his motivation is not only to prove to himself he can play in the NFL, but to make Bryant proud as well. He prays to Bryant before every game.

"I'll say, 'Alright big bro, play through me today. Be here with me. Just play through me today,' he said. 'I know if he was still here, he'd definitely still be balling so I ask him to play through me. That's my prayer.'"

PERSONAL

The son of Devonn and Sabrina Singletary. He has one brother and one sister. Devin was a Public Safety and Administration major at Florida Atlantic. He plans on owning his own business when he is finished playing football. He loves to fish in his spare time.

@MOTORSINGLETARY

@MOTOR_SINGLETARY5

40 RB DEVIN SINGLETARY



IF YOU HAVEN'T 'HERD'



EARN THE NAME

Singletary was known at Florida Atlantic as simply "Motor." He got the nickname from his father, Devonn, who was called it during his playing days at Norfolk State where he also played running back.

"I was 'Little Motor' at first, but as I started playing football I just kind of carried it," Singletary said to the South Florida Sun Sentinel. Florida Atlantic used the nickname in their Heisman campaign for Singletary as they shipped mini race cars with Singletary's #5 on the side to national writers.

RECORD BREAKER

Singletary's time at Florida Atlantic was unlike anything the school had ever seen when it came to production on the football field.

Singletary is the career rushing yards leader for the school with 4,289 yards and he also has the single season record with 1,920 yards. He also holds the school record with 66 career rushing touchdowns, which is good for sixth place on the CBS all-time list.

THE STAMPEDE

FAVORITE CEREAL:

Cap'n Crunch

ADVICE TO HIS YOUNGER SELF:

Be yourself, keep your head down and go to work

PROUDEST ACHIEVEMENT:

Going to college

SUPERPOWER YOU'D WANT TO HAVE:

Ability to fly

FAVORITE FOOD:

His Grandma's spaghetti and any soul food

FAVORITE OLYMPIC SPORT TO WATCH:

Track & Field

DREAM SPORTING EVENT TO ATTEND:

Super Bowl

FAVORITE VACATION SPOT:

Home in Florida

FAVORITE MUSIC ARTIST:

Kodak Black, Lil Baby and Meek Mill

FAVORITE ATHLETE:

Barry Sanders



A SKILL HE WANTS TO LEARN:

Skiing

FAVORITE MOVIE:

Friday

FIRST JOB:

Cleaning at an elementary school

MOST FAMOUS CELL PHONE CONTACT:

LeSean McCoy and Frank Gore

FAVORITE TV SHOW:

Martin

MOST MEMORABLE GAME:

Ran for over 300 yards and 4 touchdowns in high school

PREGAME RITUAL:

Listens to music

FIRST SPORTS JERSEY:

His own little league football jersey

74 OL JEREMIAH SIRLES



6-6 315 6TH YEAR

AUGUST 8, 1991 (AGE 27)



LAKEWOOD, COLORADO



LAKEWOOD HIGH SCHOOL



N
NEBRASKA

ACQUIRED 2018

Signed by the Bills on September 25, 2018.

SHOUTOUTS

- Has appeared in 42 career games in the NFL, while starting in 20 of those appearances.
- Started 5-of-12 games played for the Bills during the 2018 season.
- Started in a career-high 10 games for the Vikings in 2016.
- Worked his way into a starting role from undrafted free agent during his rookie year with the Chargers.
- While at Nebraska, started in 41 games at tackle, while playing in 53.
- Earned 2nd-Team All-Big Ten honors in 2012 by coaches and media.
- Was named to the Outland Trophy Watch List in 2013, annually awarded to the best interior lineman in college football.
- Won Nebraska's Guy Chamberlin Award in 2013, which is voted on by the media and honors a senior player who has the qualities and dedication of the Cornhusker tradition.
- Earned Nebraska's Tom Osborne Citizenship Team award in 2014.



FIRST-AND-10

JEREMIAH SIRLES originally joined the Bills as a free agent in September 2018. Sirles entered the NFL as an undrafted free agent with the Chargers in 2014, before being traded to the Vikings in 2015. He spent the 2015-17 seasons with the Vikings and was signed as a free agent by the Panthers in March of 2018.

IF YOU HAVEN'T 'HERD'

TEAM JACK

Sirles has been actively involved with the organization, Team Jack, throughout his career. Team Jack's mission is to raise money to fund impactful pediatric brain cancer research. Sirles first got involved during his time as a Cornhusker and in 2012, was asked to show Tyson Zimmer and his family around Nebraska's stadium and it was a day that has stuck with him since. Tyson was diagnosed with pediatric brain cancer and was battling for his life.

"My most vivid memory from this afternoon is before we set out for the infamous Tunnel Walk," Sirles said. "I hoisted Tyson up from his wheelchair and helped him touch the Horseshoe. As we stepped onto the field, it took him no time to start playing catch with Taylor Martinez and take handoffs from Rex Burkhead. That afternoon I saw a little boy who was battling a horrible disease acting like any boy his age should."

PERSONAL

The son of Phil and Nora Sirles. Earned his degree in management from Nebraska in 2012. Married his wife, Emma, in 2016.

GAMES PLAYED/STARTED

2014 (SD, 2/1), 2016 (Min, 14/10), 2017 (Min, 14/4), 2018 (Buf, 12/5)... Regular Season Totals: (42/20). Playoffs: 2017 (Min, 2/0)

@SIRLES71_HSKR

@JSIRLES71




IF YOU HAVEN'T 'HERD'



WOMBO

Off the field, Sirles competes on another battleground. He's a member of WomboSports, which is a gaming team that allows fans to engage with professional athletes and celebrities. Fellow offensive linemen Dion Dawkins and Jon Feliciano are also members of Wombo.

Sirles routinely streams his Fortnite sessions on Twitch and has even invited teammates such as Josh Allen and Jordan Poyer to play along with him during the streams.



FOR LOVE OF THE GAME

Electing to utilize his offseason in a unique manor, Sirles joined his wife Emma and six other football players & traveled to Italy to help teach football. "It was a missions trip," explained Sirles. "We were going to use football to go out there and share the good news and it was really, really fun and uplifting. Because a lot of these guys just play football for the sheer fact of they want to play. They're not getting paid. There are three Americans on each team – the rest of them are just guys that want to play football and they just love it. They're passionate about it."

THE STAMPEDE

FIRST JOB:

Front desk at a gym

IF YOU COULD PLAY ANOTHER SPORT:

Hockey for the Colorado Avalanche

FAVORITE MUSICAL ARTIST:

Marshmello

MOST FAMOUS CELL PHONE CONTACT:

Post Malone

FAVORITE BUFFALO RESTAURANT :

Chophouse

BEGAN PLAYING FOOTBALL:

4th grade

DREAM SPORTING EVENT TO ATTEND:

Winter Olympics

FAVORITE TV SHOW:

Peaky Blinders

COMMUNITY CAUSES:

Helping pediatric brain cancer patients and families

PETS:

Jaxon, a golden retriever



A SKILL HE WANTS TO LEARN:

To play the piano

DESIRED SUPERPOWER:

Time travel

JERSEY # SIGNIFICANCE:

Has worn the same number (71) since high school

BEST ADVICE HE HAS BEEN GIVEN:

Control what you can control

FAVORITE PHONE APP:

Twitch

MOST MEMORABLE GAME:

Coming back down 11 points at Michigan St ('12)

PET PEEVE:

Smacking gum

FAVORITE VACATION SPOT:

Mexico

85 TE LEE SMITH



6-6 265 9TH YEAR

NOVEMBER 21, 1987 (AGE 31)



POWELL, TENNESSEE



POWELL HIGH SCHOOL



M
THE HERD
MARSHALL

ACQUIRED 2019

Signed by the Bills to a three year contract on May 13, 2019.

SHOUTOUTS

- Has appeared in 107 games with 66 starts in his NFL career. Totaled 56 receptions for 392 yards and 7 touchdowns.
- Caught a career-high three touchdowns during the 2018 season for the Raiders.
- Has played in all 16 games four times (2012, 2013, 2017, 2018).
- Recorded a career-high 39 receiving yards at Bal. (11/25/18) for the Raiders.
- In 2015, started in 15-of-15 games played at TE for the Raiders.
- Scored his first career touchdown at Ind. (11/25/12) on a one yard pass from Bills QB Ryan Fitzpatrick.
- Played in his first career NFL game at Cin. (10/2/11) for the Bills.
- Started his first career NFL game at NYJ (11/27/11) at tight end for the Bills.
- Was a team captain during his final two seasons at Marshall and earned All-Conference USA honors as a senior.



FIRST-AND-10

LEE SMITH joins the Bills in 2019 after spending the previous four seasons with the Oakland Raiders. Prior to the Raiders, Smith spent 2011-14 as a member of the Bills. Smith originally entered the NFL as a fifth round draft selection (159th overall) by the New England Patriots in the 2011 NFL Draft.

IF YOU HAVEN'T 'HERD'

FOOTBALL IS FAMILY

Smith has been around the NFL since he was born as the son of the late Daryle Smith who played on the offensive line at the University of Tennessee before spending six years playing the NFL from 1987 to 1992 and then four years in the CFL.

"I've been around football my whole life. I was born in my dad's rookie season and obviously now I have kiddos living this dream," Smith told Raiders.com. "So football has been a big part of my family forever. That's for sure."

Smith is passing on the lessons he learned from knowing his father playing football to his four children that have been able to watch him live out his dream playing in the NFL. "My dad taught me what to expect growing up. He made things so tough on my that everything else seems to come easily."

PERSONAL

Smith and his wife, Alisha, have four children. Earned degrees in psychology and criminal justice while at Marshall. He excelled at both football and basketball during his time at Powell High School.



IF YOU HAVEN'T 'HERD'



FROM BUFFALO TO OAKLAND

Smith has been away from Buffalo for four seasons, but has carried one thing with him during that time--the impact of the P.U.N.T. Foundation. Started by former Bills punter Brian Moorman, the foundation offers support for children battling cancer. Smith played a large role in providing that support during his first stint in Buffalo and continued that in Oakland, representing the foundation annually for My Cause, My Cleats and by hosting pediatric cancer patients (shown above with Brylee Cadamy) at the Raiders practice facility.



EMBRACING BEING A MENTOR

Entering his ninth NFL season, Smith has embraced the role of a mentor and passing down everything he has learned. "I've had a lot of great mentors when I was a young player that I kind of tried to stick to," said Smith to Raiders.com in 2017. "I try not to beat them up too bad, or get on them, it's stressful being a young player, but until you get ingrained and kind of find your niche, or your role, and you make the team, and you play a significant amount of time, this time of year is stressful. It's hard on you mentally, and I just try to be there for those guys."

THE STAMPEDE

FUN FACT:

Owens a farm complete with livestock

PLAYERS HE HAS LEARNED THE MOST FROM:

Scott Chandler and Kyle Williams

FAVORITE MUSICAL ARTIST:

Chris Stapleton

FAVORITE MEAL:

Pizza

FIRST JOB:

Flipping burgers

BUCKET LIST ITEM:

Raising his kids without screwing them up

FAVORITE VACATION SPOT:

Bahamas

PROUDEST ACHIEVEMENT:

Marrying his wife

FAVORITE CELL PHONE APP:

Doesn't use any social media or apps

FIRST SPORTS JERSEY:

Michael Jordan



PREGAME RITUAL:

Walk the field with a cup of coffee. Gameday is just another day at the office

FAVORITE MOVIE:

Braveheart

PET PEEVE:

Lack of consistency

MOST FAMOUS CELL PHONE CONTACT:

Kyle Williams

SKILL HE'D LIKE TO LEARN:

How to play the guitar

SPORT HE'D PLAY OTHER THAN FOOTBALL:

Basketball with Kawhi Leonard

BEST ADVICE RECEIVED:

Don't embarrass your kids

FIRST FOOTBALL TEAM:

Playing tight end for the Halls Super Midgets



LEE SMITH - NFL REGULAR SEASON STATISTICS

				RECEIVING					RUSHING				
DATE	TEAM	GP	GS	NO.	YDS	AVG	LG	TD	NO.	YDS.	AVG.	LG	TD
2011	Bills	10	3	4	11	2.8	6	0	0	0	0.0	0	0
2012	Bills	16	7	4	13	3.3	5	2	0	0	0.0	0	0
2013	Bills	16	14	5	78	15.6	28	0	0	0	0.0	0	0
2014	Bills	14	10	7	42	6.0	18	1	0	0	0.0	0	0
2015	Raiders	15	15	12	70	5.8	17	1	0	0	0.0	0	0
2016	Raiders	4	4	6	29	4.8	12	0	0	0	0.0	0	0
2017	Raiders	16	9	8	76	9.5	21	0	0	0	0.0	0	0
2018	Raiders	16	4	10	73	7.3	30	3	0	0	0.0	0	0
TOTALS		107	66	56	392	7.0	30	7	0	0	0.0	0	0

LEE SMITH - NFL REGULAR SEASON RETURN STATISTICS

		KICKOFF RETURNS					PUNT RETURNS					
DATE	TEAM	RET.	YDS.	AVG.	LG	TD	NO.	FC	YDS	AVG	LG	TD
2011	Bills	0	0	0.0	0	0	0	0	0	0.0	0	0
2012	Bills	1	0	0.0	0	0	0	0	0	0.0	0	0
2013	Bills	0	0	0.0	0	0	0	0	0	0.0	0	0
2014	Bills	0	0	0.0	0	0	0	0	0	0.0	0	0
2015	Raiders	1	8	8.0	8	0	0	0	0	0.0	0	0
2016	Raiders	0	0	0.0	0	0	0	0	0	0.0	0	0
2017	Raiders	0	0	0.0	0	0	0	0	0	0.0	0	0
2018	Raiders	0	0	0.0	0	0	0	0	0	0.0	0	0
TOTALS		2	8	4.0	8	0	0	0	0	0.0	0	0

SINGLE-GAME HIGHS: RUSHING/RECEIVING

Receptions 4 vs. Atlanta Falcons, Sep 18, 2016
Receiving Yards 39 at Baltimore Ravens, Nov 25, 2018
Longest Receptions 30 at Baltimore Ravens, Nov 25, 2018
Receiving TDs 1 at Cincinnati Bengals, Dec 16, 2018
All-purpose yards 39 at Baltimore Ravens, Nov 25, 2018
Kickoff Returns 1 vs. Cincinnati Bengals, Sep 13, 2015

Kickoff Return Yards 8 vs. Cincinnati Bengals, Sep 13, 2015
Longest Kickoff Return 8 vs. Cincinnati Bengals, Sep 13, 2015
Special Teams Tackles 1 at Kansas City Chiefs, Dec 30, 2018
Miscellaneous Tackles 1 vs. Cleveland Browns, Sep 30, 2018
Most TDs 1 at Cincinnati Bengals, Dec 16, 2018

85

TE

LEE
SMITH

2018 GAME-BY-GAME REGULAR SEASON STATISTICS (RAIDERS)

DATE	OPPONENT	P/S	RECEIVING				RUSHING				W/L	SCORE
			NO	YDS	LG	TD	ATT	YDS	LG	TD		
09/10	RAMS	P	0	0	0	0	0	0	0	0	L	13-33
09/16	at Broncos	P	0	0	0	0	0	0	0	0	L	19-20
09/23	at Dolphins	P	0	0	0	0	0	0	0	0	L	20-28
09/30	BROWNS	S	3	23	10	0	0	0	0	0	W	45-42+
10/07	at Chargers	P	0	0	0	0	0	0	0	0	L	10-26
10/14	SEAHAWKS	S	0	0	0	0	0	0	0	0	L	3-27
10/28	COLTS	S	0	0	0	0	0	0	0	0	L	28-42
11/01	at 49ers	P	0	0	0	0	0	0	0	0	L	3-34
11/11	CHARGERS	P	0	0	0	0	0	0	0	0	L	6-20
11/18	at Cardinals	S	2	6	4	0	0	0	0	0	W	23-21
11/25	at Ravens	P	2	39	30	0	0	0	0	0	L	17-34
12/02	CHIEFS	P	1	1	1†	1	0	0	0	0	L	33-40
12/09	STEELERS	P	1	3	3†	1	0	0	0	0	W	24-21
12/16	at Bengals	P	1	1	1†	1	0	0	0	0	L	16-30
12/24	BRONCOS	P	0	0	0	0	0	0	0	0	W	27-14
12/30	at Chiefs	P	0	0	0	0	0	0	0	0	L	3-35
2018 TOTALS		16-4	10	73	30	3	0	0	0	0	4-12	

+ - Overtime

67

G

QUINTON
SPAIN

6-4

330

5TH YEAR

AUGUST 7, 1991 (AGE 27)



PETERSBURG, VIRGINIA



PETERSBURG HIGH SCHOOL



WEST VIRGINIA

ACQUIRED 2019

Signed as a free agent by the Bills on April 4, 2019.

SHOUTOUTS

- Started 48 games at guard for the Titans from 2015-18. Started 15 games in 2018.
- Helped pave the way for RB Derrick Henry's franchise record, 238-yard, 4 TD rushing performance vs. Jax. (12/6/18) on Thursday Night Football.
- Started 14 regular season games and two playoff contests in 2017.
- Made his NFL debut vs. Buf. (10/11/15) and his first NFL start vs. Oak. (11/29/15).
- Was one of two rookie free agents to earn a roster spot with Titans in 2015.
- As a senior in 2014, named All-Big 12 first team by ESPN.com.
- In 2013, named honorable mention All-Big 12 Conference.
- Visited Nicaragua with Food for Hungry in the 2018 offseason to raise awareness for the impoverished conditions in that country.
- On July 1, 2017, Petersburg, VA, mayor Sam Parham declared it Quinton Spain Day.



FIRST-AND-10

QUINTON SPAIN signed a one-year deal with the Bills in 2019 after spending the first four seasons of his NFL career (2015-18) with the Titans. He entered the NFL as an undrafted free agent out of West Virginia.

IF YOU HAVEN'T 'HERD'

GIVING BACK

Spain annually returns home to his native Petersburg to host a one-day camp at Petersburg High School. Spain's camp has steadily grown each year, now hosting about 325 kids per camp. "When I was growing up, people didn't come back to help out," Spain said. "I always thought that if I make it, I'm going to come home and give back to my area."

BIG BACK

Began playing football at the age of six for Westview in his hometown of Petersburg, VA. "Believe it or not, I was a running back," said Spain. "I played because I wanted to be like my brother, Calvin Spain, who was a year older than me. I just wanted to be out there with him."

In high school, Spain played left tackle, defensive end and even fullback. "I scored six touchdowns as a senior in high school," said Spain."

PERSONAL

Married to Alexandra. Has a son named Kingston. Son of Tracey Spain and the late Wendell Wilkins. Has two brothers and two sisters. Earned a degree in multidisciplinary studies. Competed in football and basketball in high school.

GAMES PLAYED/STARTED

2015 (Ten, 7/6), 2016 (Ten, 14/13), 2017 (Ten, 14/14), 2018 (Ten, 15/15) ... Totals (50/48) ... Playoffs: 2017 (Ten, 2/2)

@QUINTON_SPAIN



IF YOU HAVEN'T 'HERD'



MR. UNDRAFTED

Highly motivated that he was not selected with one of the 256 picks in the 2015 draft, Spain uses the name Mr. Undrafted as his Twitter handle and @mr.undrafted as his handle on Instagram.

"That's going to motivate me until I'm the last lineman from that draft class still in the league," he told the Buffalo News after signing with the Bills. "When I went to Tennessee, it was a competition every year, coming in undrafted. I've just got to come in here and compete for a starting spot."

THE
STAMPEDE

FAVORITE VACATION SPOT:

Jamaica

FAVORITE LATE NIGHT
SNACK:

Slim Jim

FAVORITE MUSICAL ARTIST:

Lil Baby, Future

TOP OF BUCKET LIST:

Buy an RV and attend every College GameDay show across the country in the fall

FAVORITE TV SHOW:

106 and Park

NFL PLAYER YOU LEARNED
THE MOST FROM:

Kendall Langford, who attended the same high school

BIGGEST PET PEEVE:

Bad WiFi

FAVORITE FOOD:

Mom's lasagna, seafood

A SKILL YOU DON'T HAVE
BUT WANT TO LEARN:

Pilot an airplane

YO, ADRIAN

When Spain was 13 years old his father, Wendell Wilkins, passed away. Like any child that loses a parent, Spain struggled to adjust at first. In came Adrian Dance (pictured above on the right), who helped Quinton stay on the right path in school, on the field and in life, in general.

"He was my mentor growing up after my father passed away," said Spain. "He took me under his wing and taught me how to be a man. He tells me what's right and what's wrong and doesn't sugar coat it. It's real talk."

FIRST JERSEY OWNED:

Shaquille O'Neal Magic



NICKNAME GROWING UP:

Q, Tootie, and Huggy Bear

BEST ADVICE YOU HAVE
RECEIVED:

Stay ready so you don't have to get ready

FIRST JOB:

Lifeguard at a pool

IF YOU COULD ATTEND
ANY SPORTING EVENT:

Golf major

IF YOU COULD PLAY ANY
OTHER SPORT:

Baseball for the Nationals

FAVORITE TEAM
GROWING UP:

Indiana Pacers

PROUDEST ACHIEVEMENT:

Being a father, graduating

IF YOU COULD ATTEND
ANY CONCERT IN HISTORY:

Biggie Smalls and Tupac

51 LB JULIAN STANFORD



6-1 230 7TH YEAR

SEPTEMBER 2, 1990 (AGE 28)

BLOOMFIELD, CONNECTICUT

BLOOMFIELD HIGH SCHOOL

WAGNER

ACQUIRED 2018

Signed with the Bills as a free agent in 2018.

SHOUTOUTS

- Has played in 72 games with 11 starts during his NFL career. Totaled 64 tackles, 4 tackles for loss, one pass defended, one forced fumble, one fumble recovery and one sack.
- As an important contributor on special teams, he has accumulated 31 tackles and one fumble recovery in his career.
- Started at MLB vs. Chicago (11/4/18) in place of Tremaine Edmunds (injury), and tallied his first career strip sack. Also recorded a career-high eight tackles.
- Played in all 16 games during both the 2012 and 2017 seasons.
- In 2012 with Jacksonville, became just the second player from Wagner to appear in an NFL game (Rich Kotite 1967-1972).
- Named First-Team All-Northeast Conference as a senior at Wagner.
- After converting from defensive line to linebacker, finished his collegiate career totaling 184 tackles, 16 sacks, 35.5 TFL, 13 passes defended, two FF, one FR, three interceptions, two which were returned for touchdowns.



FIRST-AND-10

JULIAN STANFORD joined the Bills after playing for the Jaguars (2012), Lions (2013-14) and Jets (2015-17). The Wagner product also spent two weeks on the Buccaneers practice squad in 2015. He originally entered the NFL as an undrafted free agent with the Jaguars.

IF YOU HAVEN'T 'HERD'

GIVING BACK

Stanford still keeps his hometown of Bloomfield, Connecticut on his mind often. During the Bills bye week in 2018, he decided that it was time to give back to the small town. Stanford and his wife Tiffany partnered with Foodshare to provide turkey dinners for 150 families in the community for the second consecutive year.

"It's always a great honor and privilege to have the opportunity to give back to my community. With our donation of 150 turkey's, FoodShare along with the Bloomfield High School Football Team afforded my wife and I a chance to bring a little happiness to some of the senior's and their families for the upcoming holiday. We consider it a Blessing to be able to make even a small difference for families in our community," said Stanford on his Instagram page.

PERSONAL

The son of Julie Stanford, Julian married his wife Tiffany in April of 2017. The couple met while both competing as student-athletes at Wagner. Julian graduated from Wagner with a degree in information systems.

51 LB JULIAN STANFORD



IF YOU HAVEN'T 'HERD'



CONTROL WHAT YOU CAN CONTROL

Coming from an FCS school, Stanford always knew that his work would be cut out for him to make it to the NFL. Before him, only Rich Kotite made it to the NFL from Wagner. Stanford eventually developed a motto of "believe in yourself regardless of your current situation." It wasn't until his senior year at Wagner where making it to the NFL seemed realistic. Stanford was cut his second year in the league and that's where he felt his mentality really changed. "It made me grind harder. I became complacent and getting cut humbled me."

EYE OF A TIGER

While on vacation in Thailand, he had an opportunity to visit a Tiger exhibit. At this exhibit, the biggest Tiger only comes out once a month to eat. "Leading up to it I was all for it, but when the Tiger came out I started to get nervous. It's just you and five other men in the cage with the Tiger. Although they are professionally trained, you never know what can happen." His experience with the Tiger inspired him to interact with more animals in the future. In fact, he plans on taking a trip to Africa to see animals in their natural habitat.

THE STAMPEDE

NICKNAMES:

Snacks, Ju and Salty

MOST MEMORABLE GAME YOU EVER PLAYED IN:

2006 HS State Championship, they lost

FAVORITE MUSICAL ARTIST:

Jay-Z

WHAT PLAYER HAVE YOU LEARNED THE MOST FROM IN THE NFL:

Demario Davis

FAVORITE MEAL:

Lasagna

FIRST JOB GROWING UP:

Cleaner at Gold's Gym

PET PEEVE:

Bad breath

FAVORITE MOVIE:

Friday

WHO WERE YOUR FAVORITE PLAYERS GROWING UP:

Mike Vick, Brian Westbrook and Ray Lewis

AS A KID, WHAT WAS YOUR FAVORITE CEREAL:

Fruit Loops



SPORTING EVENT HE'D WANT TO ATTEND:

The Summer Olympics

FAVORITE BOOK:

Millionaire Next Door

PROUDEST ACHIEVEMENT:

Graduating college in four years

FAVORITE BUFFALO RESTAURANT:

The Bar Bill Tavern

FAVORITE VACATION SPOT:

Thailand

ONE MUSICAL ARTIST HE'D WANT TO SEE IN CONCERT:

MC Hammer

FIRST SPORTS JERSEY:

Michael Vick - Falcons

51

LB

JULIAN
STANFORD

JULIAN STANFORD - NFL REGULAR SEASON STATISTICS

DATE	TEAM	GP	GS	TACKLES								INTERCEPTIONS					FUMBLES			ST					
				TK	S	A	TFL	YDS	SK	YDS	QBH	NO	YDS	LG	TD	PD	FF	FR	YDS	TK	S	A	FF	FR	
2012	Jaguars	16	6	17	14	3	1	0	0.0	0.0	0	0	0	0	0	0	0	0	0	0	6	4	2	0	1
2013	Lions	4	0	0	0	0	0	0	0.0	0.0	0	0	0	0	0	0	0	0	0	0	3	2	1	0	0
2014	Lions	14	0	0	0	0	0	0	0.0	0.0	0	0	0	0	0	0	0	0	0	0	2	2	0	0	0
2016	Jets	9	3	19	14	5	1	1	0.0	0.0	0	0	0	0	0	0	0	0	0	0	3	1	2	0	0
2017	Jets	16	1	8	6	2	1	5	0.0	0.0	0	0	0	0	0	0	0	0	0	0	12	9	3	0	0
2018	Bills	13	1	10	9	1	1	0	1.0	9.0	1	0	0	0	0	1	1	0	0	5	4	1	0	0	
TOTALS		72	11	54	43	11	4	6	1.0	9.0	1	0	0	0	0	1	1	0	0	31	22	9	0	1	

SINGLE-GAME HIGHS: DEFENSIVE

Total Tackles 8 vs. Chicago Bears, Nov 04, 2018**Tackles For Loss**

1 vs. New England Patriots, Oct 29, 2018

Sacks 1.0 vs. Chicago Bears, Nov 04, 2018**Special Teams Tackles**

3 vs. Chicago Bears, Oct 07, 2012

Passes Defensed 1 vs. Detroit Lions, Dec 16, 2018**Special Teams Fumble Recoveries**

1 at Minnesota Vikings, Sep 09, 2012

2018 GAME-BY-GAME REGULAR SEASON STATISTICS (BILLS)

DATE	OPP		TACKLES								INTERCEPTIONS					FUMBLES			ST				W/L	SCORE			
			TK	S	A	SK	YDS	TFL	YDS	QBH	NO	YDS	LG	TD	PD	FF	FR	YDS	TK	S	A	FF			FR		
09/09	at Ravens		INACTIVE																							L	3-47
09/16	CHARGERS	P	0	0	0	0.0	0.0	0	0	0	0	0	0	0	0	0	0	0	0	0	0	0	0	0	0	L	20-31
09/23	at Vikings	P	0	0	0	0.0	0.0	0	0	0	0	0	0	0	0	0	0	0	0	1	0	1	0	0	W	27-6	
09/30	at Packers	P	0	0	0	0.0	0.0	0	0	0	0	0	0	0	0	0	0	0	0	0	0	0	0	0	L	0-22	
10/07	TITANS	P	0	0	0	0.0	0.0	0	0	0	0	0	0	0	0	0	0	0	0	1	1	0	0	0	W	13-12	
10/14	at Texans		INACTIVE																							L	13-20
10/21	at Colts	P	0	0	0	0.0	0.0	0	0	0	0	0	0	0	0	0	0	0	0	0	0	0	0	0	L	5-37	
10/29	PATRIOTS	P	2	2	0	0.0	0.0	1	0	0	0	0	0	0	0	0	0	0	0	0	0	0	0	0	L	6-25	
11/04	BEARS	S	8	7	1	1.0	9.0	0	0	1	0	0	0	0	0	1	0	0	0	0	0	0	0	0	L	9-41	
11/11	at Jets	P	0	0	0	0.0	0.0	0	0	0	0	0	0	0	0	0	0	0	0	0	0	0	0	0	W	41-10	
11/25	JAGUARS	P	0	0	0	0.0	0.0	0	0	0	0	0	0	0	0	0	0	0	0	0	0	0	0	0	W	24-21	
12/02	at Dolphins	P	0	0	0	0.0	0.0	0	0	0	0	0	0	0	0	0	0	0	0	1	1	0	0	0	L	17-21	
12/09	JETS	P	0	0	0	0.0	0.0	0	0	0	0	0	0	0	0	0	0	0	0	1	1	0	0	0	L	23-27	
12/16	LIONS	P	0	0	0	0.0	0.0	0	0	0	0	0	0	0	0	1	0	0	0	1	1	0	0	0	W	14-13	
12/23	at Patriots	P	0	0	0	0.0	0.0	0	0	0	0	0	0	0	0	0	0	0	0	0	0	0	0	0	L	12-24	
12/30	DOLPHINS		ON INACTIVE LIST																							W	42-17
2018 TOTALS			13-1	10	9	1	1.0	9.0	1	0	1	0	0	0	0	1	1	0	0	5	4	1	0	0	6-10		

89 TE TOMMY SWEENEY



6-5 251 ROOKIE



JULY 1, 1995 (AGE 23)



RAMSEY, NEW JERSEY



DON BOSCO PREP
HIGH SCHOOL




BOSTON COLLEGE

ACQUIRED 2019

Drafted by the Bills in the seventh round (228th overall) in 2019.

SHOUTOUTS

- Totaled 99 receptions for 1,281 yards and 10 touchdowns during his career.
- Was named first team All-ACC after his redshirt senior season in 2018 after he recorded 32 receptions for 348 yards and three touchdowns.
- Earned third team All-ACC honors after his redshirt junior season in 2017. He led Boston College with 512 receiving yards on 36 catches and also added four touchdowns.
- Had a career-high seven catches for 137 yards in a 27-20 loss against Iowa (12/27/17).

THE STAMPEDE

Pregame ritual?

Only listen to the Red Hot Chili Peppers

Pet peeve?

Slow walkers

Hidden talent?

Playing the guitar

Pets?

A yellow lab named Tanner



FIRST-AND-10

TOMMY SWEENEY enters his first season with the Bills in 2019 after being drafted by the team in the seventh round (228th overall) out of Boston College. Sweeney played in 50 games during his four seasons at Boston College.

IF YOU HAVEN'T 'HERD'

EARNING HIS WAY

It was a slow build for Sweeney to make himself in to a legitimate NFL prospect during his time at Boston College.

Sweeney, who was only offered by Boston College coming out of high school, still uses the lack of scholarship offers during his high school days to fuel his competitive fire as he built himself from a non-contributor in his early days at Boston College to making first team All-ACC during his redshirt senior year.

A DRIVE DOWN THE 90

When the 716 area code came up on Sweeney's phone on draft day, it meant having a chance to play close to his family and friends who reside two hours east of Buffalo in Auburn, NY--some of which were already Bills fans.

Sweeney has spent plenty of summers with his Auburn family at Lake Owasco, a place which he calls his favorite vacation spot.

PERSONAL

The son of Annette and Bob Sweeney, his full name is Thomas R. Sweeney. Has one sister, Moriah. Earned a degree in marketing from the Carroll School of Management in May of 2018. Spent time in graduate school with an emphasis on sports administration.

75 **G** WYATT TELLER



6-4 314 2ND YEAR

NOVEMBER 21, 1994 (AGE 24)



BEALETON, VIRGINIA



LIBERTY HIGH SCHOOL



VIRGINIA TECH

ACQUIRED 2018

Drafted by the Bills in the fifth round in 2018.

SHOUTOUTS

- Earned a starting role at left guard for the final seven games of his rookie season in 2018.
- Started his first career NFL game at NYJ (11/11/18), a 41-10 victory over the Jets.
- Named first-team all-conference by the ACC coaches in 2017 as he allowed only five QB pressures from the left guard position.
- Garnered honorable mention All-ACC honors in 2016.
- Earned the Excalibur award in 2015, which is given to the Virginia Tech player who demonstrates great leadership, effort and attitude in offseason workouts.
- Recruited by Virginia Tech as a defensive end but moved to offensive tackle in the 2014 preseason.
- Named the state's defensive player of the year for the Group AA level as a senior in high school with 120 tackles and 11 sacks.



FIRST-AND-10

Buffalo's fifth round draft pick in 2018, **WYATT TELLER** earned a starting role at left guard for the final seven games of his rookie season with the Bills. Teller finished his collegiate career at Virginia Tech with 43 starts from 2014-17 and earned All-ACC honors in 2017.

IF YOU HAVEN'T 'HERD' THE BATTLE WITHIN

Despite being one of the most highly recruited football players coming out of high school and having the full support of his parents and four older siblings, Teller had to overcome ADHD to succeed at Virginia Tech as an all-conference player and graduate to the NFL ranks. His college position coach, Stacey Searles, was one of his best mentors for Teller along that path.

"He was my biggest fan and my biggest critic at the same time," Teller recalled. "He taught me I can't feel sorry for myself and I can't use it as a crutch. It's all about being accountable and learning to deal with it. And I learned it the hard way from Coach Searles and I'm grateful for it."

PERSONAL

Is the son of Richard (a military veteran) and Cheryl (a retired school teacher) and has an older brother, Rhett, and three older sisters, Hope, Faith and Grace. Earned a degree in property management. Full name is William Wyatt Teller. Grew up a fan of the Washington Redskins, Nationals, and Capitals and Virginia Tech football.

GAMES PLAYED/STARTED

2018 (Buf, 8/7) ... Regular Season Totals: (8/7).



IF YOU HAVEN'T 'HERD'



SWIM MOVE

Growing up with his mother as his swimming coach, Teller excelled in that sport growing up. He won numerous swim meets and competed on his high school squad. "My best stroke was the back stroke, but I was also good at the butterfly," Teller said.

Teller also used his swimming experience help him in football as well. "You learn to not fight the environment around you and go with the water. It's all about body control, which is important in any sport, especially football. Two four-inch steps are better than one eight-inch step."



TRUTH TELLER

Teller began playing tackle football at the young age of four for the Hornets in Fauquier County, VA. "In my very first practice, I broke a kid's collarbone," recalled Teller. "I was playing linebacker and in my first tackling drill, I speared him with my helmet. I had a lot of energy but not the best technique."

The best advice Teller received growing up was from a youth coach Tommy Buzzo at a football camp at Central Connecticut State. After trying out as a quarterback, Buzzo told him to "go play offensive line."

THE STAMPEDE

HISTORICAL CONCERT YOU WOULD HAVE LIKED TO SEE:

Jimi Hendrix, Lynard Skynard

IF YOU COULD HAVE ONE SUPERPOWER:

To be able to fly

FAVORITE FOOD:

Steak and potatoes, Mexican

FAVORITE BUFFALO RESTAURANT:

Bar Bill

FAVORITE TV SHOW:

Family Guy

SIGNIFICANCE TO JERSEY NUMBER 75:

There are five kids in my family and seven overall with my parents. Also, I wore #57 in college.

BIGGEST PET PEEVE:

Sandbagging

FIRST JOB:

Working on a farm

NICKNAME GROWING UP:

Cave Man

FAVORITE MOVIE:

Anchorman



FAVORITE OLYMPIC SPORT TO WATCH:

Swimming

FAVORITE MUSICAL ARTIST:

Metallica

FAVORITE CEREAL GROWING UP:

Cookie Crisps

NUMBER ONE THING ON YOUR BUCKET LIST:

Becoming a great father

IF YOU COULD PLAY ANY OTHER SPORT:

WWE Wrestler

BEST LATE NIGHT SNACK:

Lasagna

FAVORITE VACATION SPOT:

Lake Anna, Virginia

FIRST SPORTS JERSEY YOU OWNED:

My brother's baseball jersey from St. Leo University

96

DT

ROBERT
THOMAS

6-1

316

3RD YEAR

FEBRUARY 18, 1991 (AGE 28)



MUSKOGEE, OKLAHOMA



MUSKOGEE HIGH SCHOOL



ARKANSAS

ACQUIRED 2018

Signed to the 53-man roster off of the Bills practice squad on September 15, 2018

SHOUTOUTS

- Has appeared in 24 games in the NFL, including 15 in 2018 with the New York Giants. He has accumulated 22 tackles, three tackles for a loss, one sack and one quarterback hit.
- After transferring from Coffeyville Community College, Thomas played in 31 games with 14 starts at Arkansas. During his collegiate career, he recorded 72 tackles, 13.5 tackles for a loss and seven sacks.

THE STAMPEDE

Favorite music artist?

Big K.R.I.T

Favorite Buffalo restaurant?

Mulberry Italian Ristorante

Biggest role model?

Grandfather. He introduced Rob to Christ. Rob was also named after his grandfather

Do you collect anything?

Jordan 1's

Any nicknames growing up?

Big Rob



FIRST-AND-10

ROBERT THOMAS enters his third season and second with the Bills in 2019. After joining the NFL in 2014 as an undrafted free agent with the Washington Redskins, Thomas spent time on the practice squad and active roster of the Redskins. He then spent time on the practice squads of the Seattle Seahawks and New England Patriots before being signed by the Miami Dolphins in 2015. After appearing in one game with the Dolphins, spent time with the Carolina Panthers before signing on with the New York Giants in 2016.

IF YOU HAVEN'T 'HERD'

NUMBER 98

In 2013 during his senior season at Arkansas, Thomas was coming into his own. Heading into a mid-season match-up versus South Carolina, Thomas ranked third on the team with six tackles for loss, 3.5 of which were sacks.

A team captain, Thomas donned the number 98 while with the Razorbacks. However in a brutal blow, he suffered a broken bone in his leg against the Gamecocks.

Recognizing how much Thomas meant to his squad, former Arkansas head coach Brett Bielema decided to find a silver lining to the injury and allow a different player each week to honor Thomas by wearing his #98.

"That was a blessing," Thomas said at the time. "I never thought anything like that would ever happen to me around here."

PERSONAL

The son of Roslynn Thomas, Robert majored in sociology at Arkansas. He is married and has a son.



@ROBTHOMAS98



ROBERT THOMAS - NFL REGULAR SEASON STATISTICS

DATE	TEAM	TACKLES										INTERCEPTIONS					FUMBLES			ST					
		GP	GS	TK	S	A	TFL	YDS	SK	YDS	QBH	NO	YDS	LG	TD	PD	FF	FR	YDS	TK	S	A	FF	FR	
2014	Redskins	0	0	0	0	0	0	0	0.0	0.0	0	0	0	0	0	0	0	0	0	0	0	0	0	0	0
2015	Dolphins	1	0	1	0	1	0	0	0.0	0.0	0	0	0	0	0	0	0	0	0	0	0	0	0	0	
2016	Giants	8	0	5	3	2	1	4	1.0	4.0	1	0	0	0	0	0	0	0	0	0	0	0	0	0	
2017	Giants	15	0	16	5	11	2	4	0.0	0.0	0	0	0	0	0	0	0	0	0	0	0	0	0	0	
2018	Bills	2	0	0	0	0	0	0	0.0	0.0	0	0	0	0	0	0	0	0	0	0	0	0	0	0	
TOTALS		26	0	22	8	14	3	8	1.0	4.0	1	0	0	0	0	0	0	0	0	0	0	0	0	0	

ROBERT THOMAS - NFL POSTSEASON STATISTICS

DATE	TEAM	TACKLES										INTERCEPTIONS					FUMBLES			ST				
		GP	GS	TK	S	A	TFL	YDS	SK	YDS	QBH	NO	YDS	LG	TD	PD	FF	FR	YDS	TK	S	A	FF	FR
2016	Giants	1	0	1	1	0	0	0	0.0	0.0	0	0	0	0	0	0	0	0	0	0	0	0	0	0
TOTALS		1	0	1	1	0	0	0	0.0	0.0	0	0	0	0	0	0	0	0	0	0	0	0	0	0

SINGLE-GAME HIGHS: DEFENSIVE

Total Tackles 5 vs. Philadelphia Eagles, Dec 17, 2017
Sacks 1.0 vs. Cincinnati Bengals, Nov 14, 2016

Tackles For Loss 2 vs. Philadelphia Eagles, Dec 17, 2017

2018 GAME-BY-GAME REGULAR SEASON STATISTICS (BILLS)

DATE	OPP	TACKLES										INTERCEPTIONS					FUMBLES			ST					W/L	SCORE
		TK	S	A	SK	YDS	TFL	YDS	QBH	NO	YDS	LG	TD	PD	FF	FR	YDS	TK	S	A	FF	FR				
09/09	at Ravens	PRACTICE SQUAD																						L	3-47	
09/16	CHARGERS	P	0	0	0	0.0	0.0	0	0	0	0	0	0	0	0	0	0	0	0	0	0	0	0	L	20-31	
09/23	at Vikings	P	0	0	0	0.0	0.0	0	0	0	0	0	0	0	0	0	0	0	0	0	0	0	0	W	27-6	
09/30	at Packers	INACTIVE																						L	0-22	
10/07	TITANS	INACTIVE																						W	13-12	
10/14	at Texans	PRACTICE SQUAD																						L	13-20	
10/21	at Colts	PRACTICE SQUAD																						L	5-37	
10/29	PATRIOTS	PRACTICE SQUAD																						L	6-25	
11/04	BEARS	PRACTICE SQUAD																						L	9-41	
11/11	at Jets	PRACTICE SQUAD																						W	41-10	
11/25	JAGUARS	PRACTICE SQUAD																						W	24-21	
12/02	at Dolphins	PRACTICE SQUAD																						L	17-21	
12/09	JETS	PRACTICE SQUAD																						L	23-27	
12/16	LIONS	PRACTICE SQUAD																						W	14-13	
12/23	at Patriots	PRACTICE SQUAD																						L	12-24	
12/30	DOLPHINS	PRACTICE SQUAD																						W	42-17	
2018 TOTALS		2-0	0	0	0	0.0	0.0	0	0	0	0	0	0	0	0	0	0	0	0	0	0	0	0	6-10		

52 LB COREY THOMPSON



6-1 224 2ND YEAR 

DECEMBER 23, 1993 (AGE 25)



MISSOURI CITY, TEXAS



LAWRENCE ELKINS HS



LSU
LOUISIANA STATE
UNIVERSITY

ACQUIRED 2018

Signed by the Bills as an undrafted free agent on May 11, 2018.

SHOUTOUTS

- Finished his rookie season in 2018 with six games played, 13 total tackles, and one forced fumble.
- Saw his first regular season NFL game action during Week 12 vs. Jax. (11/25/18).
- Had a career-high 9 tackles against the Patriots (12/23/18).
- In his NFL debut vs. Jax. (11/25/18), logged 1 tackle on special teams.
- Racked up 4 total tackles vs. Det. (12/16/18).
- In his appearance at the Patriots on his birthday, also logged a QB hit and a forced fumble (12/23/18).
- Had 1 tackle for loss for 4 yards at NE (12/23/18).
- Finished his career at LSU with 109 total tackles, 6.0 sacks for 40 yards, and 3 passes defended over 32 games with 8 starts.
- Saw time at both linebacker and safety at LSU.
- Posted a career-high 8 total tackles for LSU against Alabama in 2013.



FIRST-AND-10

COREY THOMPSON signed with the Bills as an undrafted free agent out of LSU following the 2018 NFL Draft. The linebacker played for the Tigers from 2012-17. He was promoted to the 53-man roster on November 19, 2018.

IF YOU HAVEN'T 'HERD'

POISED TO SUCCEED

Thompson's path to the NFL is a bit of a unique one, as he had to overcome numerous injuries during his time at LSU. As a result, he spent six years on campus with the Tigers.

Thompson used the time wisely, graduating with a degree in sports administration and then pursuing a masters degree in liberal arts.

Thompson not only spent his time achieving a lot in the classroom, but has developed a solid plan for his life after football. His career goal? To be a real estate developer.

In hopes of improving housing in poverty stricken areas, he is passionate about taking buildings that are already standing and refurbishing them, rather than building something new.

PERSONAL

The son of Shante and Tony Thompson and Dyan Webber. Corey's dad, Tony, played wide receiver at Texas A&M from 1985-87 and spent time with the Green Bay Packers. His mom, Dyan Webber, was a standout on the track at both the collegiate and international levels. Graduated from LSU with bachelor's degree in sports administration.



IF YOU HAVEN'T 'HERD'



ATHLETIC FAMILY

Thompson is not the only member of his family with athletic success. Both of his parents were great athletes in their respective sports. His dad, Tony, was a wide receiver for Texas A&M and the Packers. His mom, Dylan Webber, ran track at Texas Southern and was an All American in 1989. She also represented the U.S. at the World Indoor Championships in 1993.

Thompson's sister, Ariele, runs track for Houston.

HELPFUL MENTORS

Corey Thompson values the importance of mentors - he looks up to his parents, Bills' LB Julian Stanford and lifelong mentor Aaron Glenn. Glenn was a cornerback for the Saints for 15 seasons and is now a defensive backs coach for the team.

Glenn was Thompson's AAU coach growing up and has taken an active role in Thompson's life. He helped Thompson with his training leading up to the NFL draft in 2018 and Thompson has remained close with both Glenn and his son.

THE STAMPEDE

BEST ADVICE HE RECEIVED:

Don't stress about things that are out of your control

FAVORITE MUSIC ARTIST:

Dom Kennedy

FAVORITE VACATION SPOT:

Santa Monica beach

BIGGEST PET PEEVE:

Bad punctuation

LATE NIGHT SNACK:

Popcorn and fruit snacks

FAVORITE APP OUTSIDE OF SOCIAL MEDIA:

Coin Base

MOST FAMOUS PERSON IN CONTACTS:

Jamal Adams

FAVORITE MOVIE:

Jurassic Park - Lost World

FAVORITE FOOD:

Spaghetti

PLAYER YOU'VE LEARNED THE MOST FROM:

Julian Stanford

FIRST JERSEY OWNED GROWING UP:



Shaq with the Lakers

FAVORITE OLYMPIC SPORT:

Track and Field

FAVORITE THING TO DO IN BUFFALO:

Go to Woodlawn Beach

BUCKET LIST ITEM:

Go skydiving

FAVORITE BUFFALO RESTAURANT:

Phat Katz

UNIQUE TALENT:

Used to be able to draw dinosaurs super well

FIRST JOB:

Finish Line

FAVORITE TV SHOW:

Rick & Morty

FAVORITE CEREAL AS A KID:

Marshmallow Froot Loops



COREY THOMPSON - NFL REGULAR SEASON STATISTICS

		TACKLES											INTERCEPTIONS					FUMBLES			ST					MISC	
DATE	TEAM	GP	GS	TK	S	A	TFL	YDS	SK	YDS	QBH	NO	YDS	LG	TD	PD	FF	FR	YDS	TK	S	A	FF	FR	S	A	
2018	Bills	6	1	13	8	5	1	4	0.0	0.0	1	0	0	0	0	0	1	0	0	1	0	1	0	0	0	0	
TOTALS		6	1	13	8	5	1	4	0.0	0.0	1	0	0	0	0	0	1	0	0	1	0	1	0	0	0	0	

SINGLE-GAME HIGHS: DEFENSIVE

Total Tackles 4 vs. Detroit Lions, Dec 16, 2018

Special Teams Tackles 1 vs. Jacksonville Jaguars, Nov 25, 2018

Forced Fumbles 1 at New England Patriots, Dec 23, 2018

2018 GAME-BY-GAME REGULAR SEASON STATISTICS (BILLS)

		TACKLES											INTERCEPTIONS					FUMBLES			ST					MISC			
DATE	OPP	TK	S	A	SK	YDS	TFL	YDS	QBH	NO	YDS	LG	TD	PD	FF	FR	YDS	TK	S	A	FF	FR	S	A	W/L	SCORE			
09/09	at Ravens																									L	3-47		
09/16	CHARGERS																									L	20-31		
09/23	at Vikings																									W	27-6		
09/30	at Packers																									L	0-22		
10/07	TITANS																									W	13-12		
10/14	at Texans																									L	13-20		
10/21	at Colts																									L	5-37		
10/29	PATRIOTS																									L	6-25		
11/04	BEARS																									L	9-41		
11/11	at Jets																									W	41-10		
11/25	JAGUARS	P	0	0	0	0.0	0.0	0	0	0	0	0	0	0	0	0	0	0	1	0	1	0	0	0	0	W	24-21		
12/02	at Dolphins	P	0	0	0	0.0	0.0	0	0	0	0	0	0	0	0	0	0	0	0	0	0	0	0	0	0	L	17-21		
12/09	JETS	P	0	0	0	0.0	0.0	0	0	0	0	0	0	0	0	0	0	0	0	0	0	0	0	0	0	L	23-27		
12/16	LIONS	P	4	3	1	0.0	0.0	0	0	0	0	0	0	0	0	0	0	0	0	0	0	0	0	0	0	W	14-13		
12/23	at Patriots	S	9	5	4	0.0	0.0	1	4	1	0	0	0	0	0	1	0	0	0	0	0	0	0	0	0	L	12-24		
12/30	DOLPHINS	P	0	0	0	0.0	0.0	0	0	0	0	0	0	0	0	0	0	0	0	0	0	0	0	0	0	W	42-17		
2018 TOTALS		6-1	13	8	5	0.0	0.0	1	4	1	0	0	0	0	0	1	0	0	1	0	1	0	0	0	0	6-10			

43 TE KEITH TOWBRIDGE



6-5 262 2ND YEAR 

MAY 21, 1995 (AGE 24)



TOLEDO, OHIO



TOLEDO CENTRAL CATHOLIC



LOUISVILLE

ACQUIRED 2019

Claimed off waivers from Tennessee on June 14, 2019.

SHOUTOUTS

- Posted 17 catches for 196 yards in seven games for the Atlanta Legends of the Alliance of American Football (AAF) in 2019.
- In the Bills 2018 preseason finale at Chi. (8/30/18), hauled in a game-winning 6-yard TD pass from A.J. McCarron with 13 seconds remaining.
- During his four-year tenure at Louisville (2013-16), notched 21 catches for 283 yards and 3 touchdowns in 35 games (10 starts).
- Grabbed a 17-yard touchdown catch from Lamar Jackson in a Music City Bowl victory over Texas A&M (12/30/15).
- Registered his first collegiate touchdown - a 12-yard grab from Kyle Bolin - vs. Syracuse (11/7/15) along with 3 catches and 53 yards.
- Helped lead Toledo Central Catholic to a 16-12 victory over Trotwood-Madison in 2012 OHSAA DII State Championship game with five tackles and a sack and one catch for 10 yards.



FIRST-AND-10

KEITH TOWBRIDGE is back in Buffalo after being claimed off waivers from Tennessee on June 14, 2019. He signed with the Titans after a stint with the AAF's Atlanta Legends in 2019. A product of Louisville, Towbridge originally signed with the Bills as an undrafted free agent in 2017 and spent his rookie season on injured reserve and the 2018 campaign on the Bills practice squad.

IF YOU HAVEN'T 'HERD'

FAMILY FIRST

In December 2016, Towbridge received his degree in communications from the University of Louisville and officially became the first person in his family to graduate from college. His number one source of motivation is his mother, Felesha, who is a nurse working with mentally disabled patients. "My mom gets up everyday the same time I do and does her job from 6-3:30 and then again from 6-11 pm," said Towbridge. His father, Brian, is a counselor for drug addicts at the Zepf Center in Toledo. "My parents have really good hearts."

Today, Towbridge spends some of his free time walking in his parent's footsteps as he enjoys working in the community with those suffering from disabilities.

PERSONAL

Parents are Felesha and Brian Towbridge. Has a brother, Brian, and sister, Kennesha. Has two pit bulls, Tyson and Harley. Earned his degree in communications. Competed in football and basketball in high school. Played both tight end and defensive end in football and earned honorable mention all-state honors in basketball. Began playing football at the age of seven for the Pop Warner Steelers in Toledo.



IF YOU HAVEN'T 'HERD'



A CARDINAL SIGN

Coming out of Toledo Central Catholic, Towbridge made his first recruiting visit to Louisville and then-head coach Charlie Strong. The coach left a strong impression on him and his mother. "He really emphasized how he wanted me to grow as a player and as a man. It was impressive," remembered Towbridge. With other visits still lined up, Towbridge made the decision to attend Louisville after a cardinal happened to land on his front porch while he and his mother were discussing that subject. "We laughed about it at the time and we both slept on it. Then I committed to Louisville the next day."



HUMBLING EXPERIENCE

In 2019, Towbridge signed with the Atlanta Legends of the Alliance of American Football. He gained a greater perspective during his time in that league. "It sure was a humbling experience to be out of the NFL. It put things in perspective. I just wanted to take advantage of any rep I could get at that point. But it was tough. We had four offensive coordinators in three months. Our training room was in a hotel room. The hotel WAS our facility. We practiced at a local high school. There were no practice rules with length and pads and all that. It made me appreciate everything the NFL has to offer to players."

THE STAMPEDE

TOP BUCKET LIST ITEM:

Go to Jamaica

FIRST JOB:

Security at Churchill Downs

BIGGEST PET PEEVE:

People smacking their food

PRE-GAME RITUAL:

Put a Starburst in each of my socks in the locker room and then eat them before the game starts

FAVORITE MOVIE:

Sandlot

FAVORITE CARTOON CHARACTER:

Tasmanian Devil

FAVORITE LATE NIGHT SNACK:

Pop Tarts

FAVORITE TV SHOWS:

Martin and Family Feud

NFL PLAYER YOU HAVE LEARNED THE MOST FROM:

Delanie Walker during my time in Tennessee

FAVORITE BOOK:

The Power of Now



IF YOU COULD ATTEND ANY SPORTING EVENT:

NBA All-Star game

FAVORITE APP:

SNKRS

IF YOU COULD HAVE ONE SUPERPOWER:

Spin webs like Spiderman

MOST UNIQUE THING ORDERED ON INTERNET:

Toe spacers

FAVORITE CEREAL AS A KID:

Honey Smacks

FAVORITE MUSICAL ARTIST:

Meek Mill

IF YOU COULD PLAY ANOTHER SPORT:

First baseman for the New York Yankees

MOST FAMOUS PERSON IN CELL PHONE CONTACTS:

Lamar Jackson

74 OL LAADRIAN WADDLE



6-6 315 6TH YEAR

JULY 21, 1991 (AGE 27)



COLLEGE STATION, TEXAS



COLUMBUS HIGH SCHOOL



TEXAS TECH

ACQUIRED 2019

Signed by the Bills on March 16, 2019.

SHOUTOUTS

- Has played in 61 games in his career with 31 starts.
- Played in 16 games with three starts in 2018 as he helped the Patriots win Super Bowl LIII. Also was apart of the Patriots team that won Super Bowl LI.
- Appeared in 12 games with four starts at right tackle in 2017. Started at right tackle in his first postseason appearance against the Tennessee Titans.
- Started in 24 total games at right tackle for the Detroit Lions from 2013 to 2015. Originally took over the starting position midway through his rookie season in 2013.
- Earned All-Big 12 honors from Phil Steele, the Dallas Morning News and ESPN as a senior at Texas Tech.
- Started 38 consecutive games to finish his collegiate career as a Red Raider.
- Returned to Texas Tech during the 2015 offseason to finish his degree in university studies.



FIRST-AND-10

LAADRIAN WADDLE entered the NFL as an undrafted free agent in 2013 with the Detroit Lions. He spent 2013-15 with Detroit before joining New England in 2015.

IF YOU HAVEN'T 'HERD'

A PLAYER COACH

A 6-6, 315-pound senior, Waddle literally towered over his peers in high school. His physical stature wasn't all that impressed though, he was so well-versed in the game of football his high school coach, Brent Mascheck, decided to send play calls directly into Waddle.

"Well, I looked at him and said, 'why don't you start taking care of the huddle a little bit?' Everybody respected him," Mascheck told Telegram.com. "He did. He took control of the huddle. We'd be signaling the formation, he would call the formation for the quarterback so the quarterback would not get overwhelmed."

Mascheck even dubbed Waddle his co-offensive coordinator for the season as Waddle's leadership spread to the entire offense, with him know what every position was responsible for on each play.

PERSONAL

Son of Christopher Waddle and Christine Coleman. Majored in university studies at Texas Tech. Married to Shelby Waddle. In high school, Waddle also participated in basketball and track and field. He lists his mother as his biggest influence towards his life and his career due to her hard work ethic.



IF YOU HAVEN'T 'HERD'

THE STAMPEDE

NICKNAMES:

Pooh

BEST ADVICE YOU'VE BEEN GIVEN:

Things aren't always going to go your way and sometimes that's the better

FAVORITE MUSICAL ARTIST:

Juicy J

FAVORITE MEAL:

Chinese food

FIRST JOB GROWING UP:

Refing basketball game at his church league

BIGGEST PET PEEVE:

People mispronouncing his name

FAVORITE TV SHOW:

Game of Thrones

BIGGEST OBSTACLE YOU'VE HAD TO OVERCOME:

Away from home for the first time. Up until the NFL, he has always lived in Texas

AS A KID, WHAT WAS YOUR FAVORITE CEREAL:

Frosted Flakes



SPORTING EVENT HE'D WANT TO ATTEND:

NBA Finals

PROUDEST ACHIEVEMENT:

Going back to school to earn his degree

MOST MEMORABLE GAME:

SuperBowl 43

FAVORITE LATE NIGHT SNACK:

Oatmeal Creme Pies

ONE MUSICAL ARTIST HE'D WANT TO SEE IN CONCERT:

Michael Jackson

FIRST SPORTS JERSEY:

Tracy McGrady - Houston

45 RB CHRISTIAN WADE



5-7 185 ROOKIE 

MAY 15, 1991 (AGE 28)



SLOUGH, ENGLAND



ROYAL GRAMMAR SCHOOL



ST. MARY'S UNIVERSITY (UK)

ACQUIRED 2019

Allocated to the Bills as part of the International Player Pathway program on April 8, 2019.

SHOUTOUTS

- Finished his rugby career with the Wasps ranking third in the Premiership's all-time try scorers list having scored 82 tries in 130 matches.
- Represented England at the U16, U18 and U20 levels in rugby.
- Represented the England senior rugby team in 2013 and went on to join the British & Irish Lions tour of Australia.
- After the 2012-13 season, Wade was named both the Players' Player of the Year and the Young Player of the Year after tying for the league lead with 13 tries.
- One of four players to join the NFL through the International Player Pathway program in 2018. The others are Australian FB Valentine Holmes with the New York Jets, Brazilian DT Durval Neto with the Miami Dolphins and German TE Jakob Johnson with the New England Patriots.
- Attended Super Bowl LIII and NFL Honors with the NFL UK to drive awareness of the growth of American Football in the UK.



FIRST-AND-10

CHRISTIAN WADE is in his first season as a Bill after joining the team as part of the International Player Pathway program. The England native spent his professional rugby career as a member of the Wasps Rugby Football Club.

IF YOU HAVEN'T 'HERD'

NEW TO THE GAME

As an athlete, Wade has always sought to push himself to the limit and try to accomplish everything he could.

With that in mind, Wade made the decision to retire from rugby in 2018 and focus on attempting to break in to the NFL as a running back.

"I want to look back when I'm 60 and tell my kids and my family, 'Yeah, I had the opportunity to do that and I did it,'" Wade told *The Athletic*. "I don't just want to say, 'I could have done that.'"

Wade moved to Florida to train at IMG Academy under former NFL running back Earnest Byner in order to begin to understand the intricacies that come along with football.


"I know I have the attributes and skills to play, but there's so much more to this game than just attributes. So many people with probably better ability than me, or maybe more ability than some Hall of Famers, didn't make it, whether their mind wasn't right or they couldn't learn at the right speed."

PERSONAL

Christian is the son of Ken and Arlene Wade and he has a younger brother named Adam who is nicknamed Smiley.



IF YOU HAVEN'T 'HERD'



DRUMMING DUO

Wade and his brother, Adam, have a very close bond and have both found success in their respective careers. One of their shared passions has always been playing the drums.

Christian has played the drums since the age of 2 and Adam has taken it to the next level, as he is a touring professional drummer. If athletics hadn't worked out for Christian, he claims that he would have pursued playing the drums professionally as well. The brothers are so close that they even have a shared Instagram account (@officialwadebrothers).

THE
STAMPEDE

PREGAME RITUALS:

Listen to music, do speed drills and pray

FAVORITE LATE NIGHT
SNACK FOOD:

Sweet n Salty popcorn

FAVORITE MOVIE:

Princess Diaries 1 and 2

FAVORITE MUSIC ARTIST:

Drake, Michael Jackson and Chris Brown

NICKNAMES FROM WHEN
HE WAS A KID:

The wizard & twinkle toes

FAVORITE TV SHOW:

Grimm

FAVORITE CEREAL:


Kellogg's Crunchy Nut

FAVORITE VACATION SPOT:

South Africa or Australia.
Wants to travel more

PLAYER HE HAS LEARNED
THE MOST FROM:

Frank Gore



PROSTATE CANCER AWARENESS

During his time playing rugby for Wasps RFC, Wade used his status to help raise awareness about prostate cancer across the UK. After learning that David Kurk, the match day host at Wasps and a former referee, was diagnosed, Christian did more research and decided to try to make an impact.

"With prostate cancer, I know that sometimes you wouldn't know that it's there, and even if you don't have any kind of symptoms or fears, you should go and get it checked," Wade said to Prostate Cancer UK. "The stats are pretty alarming."

FAVORITE ATHLETE:

Kobe Bryant

NUMBER ONE THING ON
BUCKET LIST:

Proving to himself that he can play football

MOST MEMORABLE GAME:

Recording his first hat trick in a match against rival Leicester.

FAVORITE NON-SOCIAL
MEDIA APP:

Uber

DREAM CONCERT BY
ANYONE IN HISTORY:

Michael Jackson

SKILL YOU DON'T
CURRENTLY HAVE, BUT
WANT TO LEARN:

How to play the piano at a high level

IF YOU COULD HAVE ONE
SUPERPOWER:

Super strength

39 CB LEVI WALLACE



6-0

179

2ND YEAR



JUNE 12, 1995 (AGE 23)



TUCSON, ARIZONA



TUCSON HIGH SCHOOL



ALABAMA

ACQUIRED 2018

Signed by the Bills as a rookie free agent in 2018.

SHOUTOUTS

- Started final seven games as a rookie, allowing a 72.6 QB rating in coverage (per Sports Radar) - lowest among Bills cornerbacks in 2018.
- Finished rookie season in 2018 with 37 tackles, 3 passes defended in 7 games (all starts).
- Notched a career-high 8 tackles at NE (12/23/18).
- Made his NFL debut in a starting role at cornerback in win at NYJ (11/11/18).
- Named Second Team All-SEC by the Associated Press in 2017 after leading the conference with 18 passes defended. Also amassed 48 tackles, 3 interceptions and 2 sacks for the National Champions.
- Posted a career-high 2 sacks vs. Tennessee (10/21/17).
- Earned SEC defensive player of the week honors with 2 interceptions vs. Ole Miss (9/30/17), including a 35-yard interception return for a touchdown.
- Made his first collegiate start vs. Fresno State (9/9/17).



FIRST-AND-10

A former walk-on at Alabama, **LEVI WALLACE** not only earned a scholarship with the Crimson Tide but also a starting role on their National Championship squad in 2017. He was signed as a rookie free agent by the Bills in 2018, signed from the practice squad on November 6 and started the final 7 games of the season.

IF YOU HAVEN'T 'HERD'

SPECIAL BOND

Wallace didn't have much choice for his rooting interest in college football growing up. His father, Walter, a 21-year veteran of the United States Air Force and Tuscaloosa, Alabama native, was passionate about Crimson Tide football.

Without a scholarship in hand, he attended the University of Alabama and tried out for the football team, a daunting task. "I almost quit a few times," recalled Wallace.

Finally, in 2016, he earned a scholarship. However, on the eve of the spring game that year, his father passed away after a bout with ALS and never got to see his son fulfill his dream of playing at Alabama.

One year later, walking off the field as National Champions after defeating Georgia, Wallace found his mother in the stands. They both pointed up to the sky in honor of Walter. "I know he's proud of me."

PERSONAL

The son of Wendy and the late Walter Wallace, he has a younger brother, Lawrence, who studies accounting at Alabama. Levi earned his degree in business with a sales certification. Hobbies include bowling, movies and roller skating.

@LEVIWALLACE39

@_PRIMETIME39



IF YOU HAVEN'T 'HERD'



MEANING OF JERSEY NUMBER 39

In 2019, Wallace changed his jersey number from #47 to his old college number #39 to honor his best friend and former high school teammate DeAntae Fuller (pictured bottom left above), who was tragically killed in Tucson while Levi was attending Alabama. "My favorite number growing up was #32," said Wallace. "DeAntae wore #8. So it's 32+8-1=39." Levi is regularly in touch with Fuller's family and his mother, Patricia Fuller, even attended a Bills game during Wallace's rookie season in 2018. "His family is my family," said Wallace.



FROM WALK ON TO NFL STARTER

Not many college players that walk on end up on a NFL roster, let alone in the starting lineup of a NFL team as a rookie. Wallace did just that in 2018. He recounted, "When I first got [to Alabama], there were a lot of guys saying, 'Levi, you're really good. I don't know if you really want to be here. There's a lot of guys here. You can go walk on somewhere else. You can start somewhere else.' But my dad [pictured with Levi above] loved the school, I'm not a quitter -- he instilled that in me -- so just working my way up in that aspect made me the man I am."

THE STAMPEDE

FAVORITE THING TO DO IN BUFFALO:

Go to Woodlawn Beach

FAVORITE MEMORY AS A BILL:

Kyle Williams' retirement

SOMETHING YOU COLLECT:

Watches. I have about 12

FIRST JOB:

Worked at a daycare center that my parents owned

NFL PLAYER YOU HAVE LEARNED THE MOST FROM:

Micah Hyde. He's my mentor. He always has all the right answers

PRE-GAME RITUAL:

Going to dinner with teammate Tremaine Edmunds every Friday night before a game

FAVORITE FOOD:

Salmon

FAVORITE BOOK:

Biblical relationship books

FAVORITE CEREAL AS A KID:

Froot Loops



SKILL YOU WOULD MOST LIKE TO HAVE:

Speak Spanish fluently

FAVORITE MUSICAL ARTIST:

Luther Vandross

MOST FAMOUS PERSON IN YOUR PHONE CONTACTS:

Nick Saban

FAVORITE CARTOON GROWING UP:

Hey Arnold

IF YOU COULD PLAY ANY OTHER SPORT:

Outfielder for the New York Yankees

FAVORITE MOVIE:

Roll Bounce

FAVORITE TV SHOW:

Martin

ONE SUPERPOWER YOU WOULD LIKE TO HAVE:

The ability to run like Flash

39

CB

LEVI
WALLACE

LEVI WALLACE - NFL REGULAR SEASON STATISTICS

		TACKLES										INTERCEPTIONS					FUMBLES			ST				MISC			
DATE	TEAM	GP	GS	TK	S	A	TFL	YDS	SK	YDS	QBH	NO	YDS	LG	TD	PD	FF	FR	YDS	TK	S	A	FF	FR	S	A	
2018	Bills	7	7	37	24	13	1	1	0.0	0.0	1	0	0	0	0	3	0	0	0	0	0	0	0	0	0	0	0
TOTALS		7	7	37	24	13	1	1	0.0	0.0	1	0	0	0	0	3	0	0	0	0	0	0	0	0	0	0	

SINGLE-GAME HIGHS: DEFENSIVE

Total Tackles 8 at New England Patriots, Dec 23, 2018
Passes Defensed 1 vs. Miami Dolphins, Dec 30, 2018

Forced Fumbles 1 vs. Miami Dolphins, Dec 30, 2018
Tackles For Loss 1 vs. Detroit Lions, Dec 16, 2018

2018 GAME-BY-GAME REGULAR SEASON STATISTICS (BILLS)

		TACKLES										INTERCEPTIONS					FUMBLES			ST				MISC				
DATE	OPP	TK	S	A	SK	YDS	TFL	YDS	QBH	NO	YDS	LG	TD	PD	FF	FR	YDS	TK	S	A	FF	FR	S	A	W/L	SCORE		
09/09	at Ravens																									L	3-47	
09/16	CHARGERS																									L	20-31	
09/23	at Vikings																									W	27-6	
09/30	at Packers																									L	0-22	
10/07	TITANS																									W	13-12	
10/14	at Texans																									L	13-20	
10/21	at Colts																									L	5-37	
10/29	PATRIOTS																									L	6-25	
11/04	BEARS																									L	9-41	
11/11	at Jets	S	1	0	1	0.0	0.0	0	0	0	0	0	0	0	0	0	0	0	0	0	0	0	0	0	0	0	W	41-10
11/25	JAGUARS	S	5	4	1	0.0	0.0	0	0	0	0	0	0	0	0	0	0	0	0	0	0	0	0	0	0	0	W	24-21
12/02	at Dolphins	S	4	2	2	0.0	0.0	0	0	0	0	0	0	0	0	0	0	0	0	0	0	0	0	0	0	L	17-21	
12/09	JETS	S	6	5	1	0.0	0.0	0	0	0	0	0	0	0	1	0	0	0	0	0	0	0	0	0	0	L	23-27	
12/16	LIONS	S	6	3	3	0.0	0.0	1	1	0	0	0	0	0	0	0	0	0	0	0	0	0	0	0	0	W	14-13	
12/23	at Patriots	S	8	4	4	0.0	0.0	0	0	0	0	0	0	0	0	0	0	0	0	0	0	0	0	0	0	L	12-24	
12/30	DOLPHINS	S	7	6	1	0.0	0.0	0	0	1	0	0	0	0	1	0	0	0	0	0	0	0	0	0	0	W	42-17	
2018 TOTALS		7-7	37	24	13	0.0	0.0	1	1	1	0	0	0	0	3	0	0	0	0	0	0	0	0	0	0	6-10		

63 DE L.T. WALTON



6-5 305 5TH YEAR 

MARCH 31, 1992 (AGE 27)



CLINTON TOWNSHIP, MICHIGAN



CLINTONDALE HIGH SCHOOL



CENTRAL MICHIGAN

ACQUIRED 2019

Signed as a free agent by the Bills on June 5, 2019.

SHOUTOUTS

- In his four seasons in Pittsburgh (2015-18), played in 36 regular season games, including four starts, and notched 22 tackles, 2 sacks and 3 passes defended. Also saw action in four playoff contests for the Steelers with 2 starts.
- Saw action in all 16 regular season contests and one playoff game for the Steelers in 2017 and notched career highs in tackles (12) and sacks (2).
- Brought down Brett Hundley for a sack vs. GB (11/26/17).
- Posted his first career sack of Marcus Mariota vs. Ten. (11/16/17).
- Made his first NFL start at Buf. (12/11/16) and posted two tackles.
- Saw his first NFL action as a rookie at STL (9/27/15).
- Finished his career at Central Michigan (2010-14) with 106 tackles, 18.5 TFLs, 6 sacks, 3 pass breakups, 2 forced fumbles and 1 fumble recovery in 54 games (30 starts).
- Earned first-team All-MAC honors in 2014 with 33 tackles and two sacks.



FIRST-AND-10

A 6th round draft pick of the Steelers in 2015, **L.T. WALTON** signed with Buffalo in 2019 after spending his first four NFL seasons in Pittsburgh. Walton, who did not begin playing football until he was a freshman in high school, played collegiately at Central Michigan.

IF YOU HAVEN'T 'HERD'

MOTHERLY LOVE

Walton made it to the NFL despite having only one college (Central Michigan) offer him a scholarship. "Growing up from where I came from, no one makes it anywhere," recalled Walton. "I was the first person from my high school to make it to a Division I college and to play in the NFL."

The first person Walton credits for his path in life is his mother, Sandra. "She worked her ass off and showed me the way. She worked for Chrysler on the assembly line for many years and still does. Heck, she's probably working right now as we speak. It taught me that the amount of work you put in to something is what you are going to get out of it. She's a special lady."

PERSONAL

He and his fiancée, Alejandra, have a son named Amari. He is the son of Sandra Walton. Has two sisters, Salindra and Terika. Has three pit bulls named Fendi, Zilla and Kilo. Competed in football, basketball and baseball in high school. Earned all-state honors in football and baseball. In fact, was the defensive player of the year in baseball as a 275-pound shortstop. Earned a degree in sport management. Full name is Leterrius Deon Walton.



THE STAMPEDE

IF YOU COULD HAVE ONE SUPERPOWER:

Unlimited strength

FAVORITE VACATION SPOT:

Los Angeles

FAVORITE CEREAL GROWING UP:

Fruit Loops

FAVORITE CARTOON CHARACTER:

Superman

BIGGEST PET PEEVE:

Being late

MOST UNIQUE THING ORDERED OFF INTERNET:

A Lamborghini remote control car for my son that he can actually ride in

FAVORITE PLAYER:

Michael Vick, who became my teammate in Pittsburgh

FAVORITE MOVIE:

Friday

FAVORITE MUSICAL ARTIST:

Gucci Mane

NUMBER ONE ITEM ON YOUR BUCKET LIST:



Ride an elephant in Dubai

PLAYERS YOU LEARNED MOST FROM IN THE NFL:

James Harrison and Cameron Heyward

PRE-GAME RITUAL:

FaceTime with my family from the locker room

MOST MEMORABLE GAME:

Beating the Ravens on Christmas in 2016 to win the AFC North title

ONE SKILL YOU WOULD LIKE TO LEARN:

Become an architect

SPORTING EVENT YOU'D MOST LIKE TO ATTEND:

Wimbledon

FAVORITE LATE NIGHT SNACK:

Chocolate chip walnut cookies

LETERRIUS WALTON - NFL REGULAR SEASON STATISTICS

DATE	TEAM	GP	GS	TACKLES								INTERCEPTIONS					FUMBLES			ST				MISC										
				TK	S	A	TFL	YDS	SK	YDS	QBH	NO	YDS	LG	TD	PD	FF	FR	YDS	TK	S	A	FF	FR	S	A								
2015	Steelers	6	0	0	0	0	0	0	0.0	0.0	0	0	0	0	0	0	0	0	0	0	0	0	0	0	0	0	0	0	0	0	0	0	0	0
2016	Steelers	10	4	8	6	2	2	2	0.0	0.0	1	0	0	0	0	1	0	0	0	0	0	0	0	0	0	0	0	0	0	0	0	0	0	0
2017	Steelers	16	0	12	9	3	2	9	2.0	9.0	3	0	0	0	0	1	0	0	0	0	0	0	0	0	0	0	0	0	0	0	0	0	0	0
2018	Steelers	4	0	2	2	0	0	0	0.0	0.0	0	0	0	0	0	1	0	0	0	0	0	0	0	0	0	0	0	0	0	0	0	0	0	0
TOTALS		36	4	22	17	5	4	11	2.0	9.0	4	0	0	0	0	3	0	0	0	0	0	0	0	0	0	0	0	0	0	0	0	0	0	0

LETERRIUS WALTON - NFL POSTSEASON STATISTICS

DATE	TEAM	GP	GS	TACKLES								INTERCEPTIONS					FUMBLES			ST				MISC											
				TK	S	A	TFL	YDS	SK	YDS	QBH	NO	YDS	LG	TD	PD	FF	FR	YDS	TK	S	A	FF	FR	S	A									
2015	Steelers	0	0	0	0	0	0	0	0.0	0.0	0	0	0	0	0	0	0	0	0	0	0	0	0	0	0	0	0	0	0	0	0	0	0	0	
2016	Steelers	3	2	4	2	2	1	0	0.0	0.0	0	0	0	0	0	0	0	0	0	0	0	1	0	0	0	0	0	0	0	0	0	0	0	0	0
2017	Steelers	1	0	1	0	1	0	0	0.0	0.0	0	0	0	0	0	0	0	0	0	0	0	0	0	0	0	0	0	0	0	0	0	0	0	0	0
TOTALS		4	2	5	2	3	1	0	0.0	0.0	0	0	0	0	0	0	0	0	0	0	1	0	0	0	0	0	0	0	0	0	0	0	0	0	

SINGLE-GAME HIGHS: DEFENSIVE

Total Tackles 3 at Chicago Bears, Sep 24, 2017
Sacks 1.0 vs. Green Bay Packers, Nov 26, 2017

Passes Defensed 1 at Denver Broncos, Nov 25, 2018
Tackles For Loss 1 vs. Green Bay Packers, Nov 26, 2017



2018 GAME-BY-GAME REGULAR SEASON STATISTICS (STEELERS)

DATE	OPP	TACKLES										INTERCEPTIONS					FUMBLES			ST				MISC			W/L	SCORE
		TK	S	A	SK	YDS	TFL	YDS	QBH	NO	YDS	LG	TD	PD	FF	FR	YDS	TK	S	A	FF	FR	S	A	W	L		
09/09	at Browns	INACTIVE																									L	21-21
09/16	CHIEFS	P	1	1	0	0.0	0.0	0	0	0	0	0	0	0	0	0	0	0	0	0	0	0	0	0	0	L	37-42	
09/24	at Buccaneers	INACTIVE																									W	30-27
09/30	RAVENS	INACTIVE																									L	14-26
10/07	FALCONS	INACTIVE																									W	41-17
10/14	at Bengals	INACTIVE																									W	28-21
10/28	BROWNS	INACTIVE																									W	33-18
11/04	at Ravens	INACTIVE																									W	23-16
11/08	PANTHERS	P	1	1	0	0.0	0.0	0	0	0	0	0	0	0	0	0	0	0	0	0	0	0	0	0	0	W	52-21	
11/18	at Jaguars	P	0	0	0	0.0	0.0	0	0	0	0	0	0	0	0	0	0	0	0	0	0	0	0	0	0	W	20-16	
11/25	at Broncos	P	0	0	0	0.0	0.0	0	0	0	0	0	0	0	1	0	0	0	0	0	0	0	0	0	L	17-24		
12/02	CHARGERS	INACTIVE																									L	30-33
12/09	at Raiders	INACTIVE																									L	21-24
12/16	PATRIOTS	INACTIVE																									W	17-10
12/23	at Saints	INACTIVE																									L	28-31
12/30	BENGALS	ON INACTIVE LIST																									W	16-13
2018 TOTALS		4-0	2	2	0	0.0	0.0	0	0	0	0	0	0	0	1	0	0	0	0	0	0	0	0	0	9-7			

79

T

DE'ONDRE
WESLEY

6-6

331

3RD YEAR

JULY 28, 1992 (AGE 26)



ANTIOCH, CALIFORNIA



DEER VALLEY HIGH SCHOOL



BRIGHAM YOUNG UNIVERSITY

ACQUIRED 2019

Claimed off of waivers on
May 22, 2019 (from Indianapolis).

SHOUTOUTS

- Has played in 7 games during his NFL career.
- Played in 25 games and started in 22 while lettering both years as a Cougar.
- As a senior, Wesley started on an offensive line that averaged 37.1 points per game- more points than any previous BYU offense since the 2001 season.

THE STAMPEDE

Favorite cartoon character?

Static Shock

Where is your favorite vacation spot?

Scottsdale, Arizona

What is your favorite book?

Power Positive Thinking

What is your favorite app outside of social media?

Blackjack

If you could see anyone in musical history in concert?

Jimi Hendrix



FIRST-AND-10

DE'ONDRE WESLEY was signed to the Bills after a stint with the Indianapolis Colts. Prior to entering the NFL, Wesley played two seasons at junior institution Diablo Valley College before transferring to BYU for his final two collegiate seasons.

IF YOU HAVEN'T 'HERD'

FROM JUNIOR COLLEGE TO THE NFL

Some roads to the NFL aren't as straightforward as others. For De'ondre Wesley, he had to fight to make each step of his road count.

After completing two years at Diablo Valley College, a junior college, Wesley found himself unsure of where to go for the next part of his process. After contemplating a few different offers, Wesley committed to BYU. It was hard to adapt for the California native.

"I've never been away from my family this long. It's hard to adapt here. I know when I first got here those first couple of months were hard," Wesley told the Desert News at the time.

He found success as a senior in 2014 as part of an offensive front that helped average 181 yards rushing, 278 passing, and over 37 points per game.

PERSONAL

De'ondre was born on July 28, 1992 in Antioch, California. He is married to his wife, Jordan. While at BYU, De'ondre majored in Broadcast Journalism. De'ondre also played baseball in high school. His nickname is Dre.

27 CB TRE'DAVIOUS WHITE



5-11 192 3RD YEAR

JANUARY 16, 1995 (AGE 24)



SHREVEPORT, LOUISIANA



GREEN OAKS HIGH SCHOOL



LSU

LOUISIANA STATE

ACQUIRED 2017

Drafted by the Bills in the first round (27th overall) of the 2017 NFL Draft.

SHOUTOUTS

- Finished the 2018 season with two interceptions.
- Opposing QBs only had an 88.7 passer rating against White in 2018 according to Next Gen Stats.
- White finished 2017 as one of two players in the NFL with 2+ fumble recoveries, 18+ passes defended and 4+ interceptions.
- White led all rookies in passes defended in the 2017 season (18), along with Marshon Lattimore (18).
- White has come away with two game-sealing interceptions - one against Kansas City and one against Miami, both in 2017.
- White returned a fumble for a touchdown at Atl. (10/1/17), becoming the first rookie to score a defensive touchdown for the Bills since Nickell Robey-Coleman returned an interception in 2013.
- White was responsible for 5 fourth-quarter turnovers (4INTs & 1FF/FR) in 2017 - tied for the most in the NFL.



FIRST-AND-10

TRE'DAVIOUS WHITE enters his third season with the Buffalo Bills after being selected in the first round of the 2017 draft out of LSU. Through his first two seasons in Buffalo, White has logged 123 tackles, 6 interceptions, 1 forced fumble and 2 fumble recoveries.

IF YOU HAVEN'T 'HERD'

HOMETOWN HERO

White was born and raised in Shreveport, Louisiana on a street known as Cooper Road. The street is known for gangs and violence and those who are from there will tell you that the biggest challenge is finding a path away from the violence.

White however, was determined to make a name for himself and set an example for those looking for a role model in Shreveport. He was his high school valedictorian and earned a scholarship to LSU. Now a starting cornerback in the NFL, he continues to follow through on his promise to give back to the community.

During the 2018 offseason, White returned to host the town's first free football camp. During the 2017 season, he handed out new Adidas shoes to school children who were nominated by his alma mater's faculty and gave out gifts during the holidays.

PERSONAL

Born January 16, 1995 in Shreveport, Louisiana, Tre'Davious is the son of David White and LaShawnita Ruffins. White has a son, Tre'Davious White Jr., born in April of 2017. He graduated from LSU with a degree in Sports Administration.



IF YOU HAVEN'T 'HERD'



NUMBER CHANGE

During White's freshman and sophomore seasons at LSU, he wore #16, before switching to #18 for his junior and senior seasons. The number change didn't just happen, it was one he had to earn.

18 at LSU has traditionally gone to a player who has success both on and off the field, along with having a selfless attitude. White was voted on by his teammates to wear the number for his final two seasons as a Tiger.

FAMILY MAN

Tre'Davious and his girlfriend, Ikea, celebrated the birth of their son, Tre'Davious Jr., just days after the cornerback was drafted to the Bills in late April of 2017. The couple is expecting their second son in September 2019.

In the 2018 offseason, Tre'Davious bought his mother, LaShawnita Ruffins, a house for all the sacrifices she made for him and his siblings while growing up. The house is in the family's hometown in Louisiana.

THE STAMPEDE

MOST MEMORABLE GAME:

Sophomore year at LSU against Ole Miss

IF YOU COULD PLAY ANOTHER SPORT:

Basketball

FAVORITE MUSICAL ARTIST:

Lil Wayne

NUMBER SIGNIFICANCE:

#27 for being the 27th draft pick on the 27th of April

FIRST JOB:

Cutting lawns

HIGH SCHOOL SPORTS:

Track and basketball

NICKNAMES:

Baby Shaq because he looked like his father

PROUDEST ACHIEVEMENT:

Graduating and son

HOBBIES:

Likes to play with insects with his son and race leaves down a creek

FIRST SPORTS JERSEY:

Allen Iverson



FAVORITE VACATION SPOT:

Cancun

FAVORITE APP:

Temple Run

FAVORITE TV SHOW:

iCarly

BUCKET LIST ITEM:

To go skydiving

PET PEEVE:

When people don't wash their hands

FAVORITE BUFFALO RESTAURANT:

716

FAVORITE MOMENT AS A BILL:

Interception against Kansas City in 2017

LEARNED THE MOST FROM:

Lorenzo Alexander



TRE'DAVIOUS WHITE - NFL REGULAR SEASON STATISTICS

		TACKLES										INTERCEPTIONS					FUMBLES			ST				
DATE	TEAM	GP	GS	TK	S	A	TFL	YDS	SK	YDS	QBH	NO	YDS	LG	TD	PD	FF	FR	YDS	TK	S	A	FF	FR
2017	Bills	16	16	69	53	16	3	3	0.0	0.0	0	4	86	63	0	18	1	2	52	0	0	0	0	0
2018	Bills	16	16	54	44	10	1	5	0.0	0.0	0	2	37	37	0	8	0	0	0	0	0	0	0	0
TOTALS		32	32	123	97	26	4	8	0.0	0.0	0	6	123	63	0	26	1	2	52	0	0	0	0	0

TRE'DAVIOUS WHITE - NFL POSTSEASON STATISTICS

		TACKLES										INTERCEPTIONS					FUMBLES			ST				
DATE	TEAM	GP	GS	TK	S	A	TFL	YDS	SK	YDS	QBH	NO	YDS	LG	TD	PD	FF	FR	YDS	TK	S	A	FF	FR
2017	Bills	1	1	1	0	1	0	0	0.0	0.0	0	0	0	0	0	1	0	0	0	0	0	0	0	0
TOTALS		1	1	1	0	1	0	0	0.0	0.0	0	0	0	0	0	1	0	0	0	0	0	0	0	0

SINGLE-GAME HIGHS: DEFENSIVE

Total Tackles 8 vs. New England Patriots, Oct 29, 2018

Passes Defensed 4 vs. Denver Broncos, Sep 24, 2017

Forced Fumbles 1 vs. Tampa Bay Buccaneers, Oct 22, 2017

Fumble Recoveries 1 vs. Tampa Bay Buccaneers, Oct 22, 2017

Tackles For Loss 2 at Carolina Panthers, Sep 17, 2017

Interceptions 1 vs. Miami Dolphins, Dec 30, 2018

2018 GAME-BY-GAME REGULAR SEASON STATISTICS (BILLS)

		TACKLES										INTERCEPTIONS					FUMBLES			ST					
DATE	OPP	TK	S	A	SK	YDS	TFL	YDS	QBH	NO	YDS	LG	TD	PD	FF	FR	YDS	TK	S	A	FF	FR	W/L	SCORE	
09/09	at Ravens	S	4	2	2	0.0	0.0	0	0	0	0	0	0	0	0	0	0	0	0	0	0	0	0	L	3-47
09/16	CHARGERS	S	2	2	0	0.0	0.0	0	0	0	0	0	0	0	0	0	0	0	0	0	0	0	0	L	20-31
09/23	at Vikings	S	4	4	0	0.0	0.0	0	0	0	0	0	0	1	0	0	0	0	0	0	0	0	0	W	27-6
09/30	at Packers	S	5	5	0	0.0	0.0	0	0	0	0	0	0	3	0	0	0	0	0	0	0	0	0	L	0-22
10/07	TITANS	S	1	1	0	0.0	0.0	0	0	0	0	0	0	0	0	0	0	0	0	0	0	0	0	W	13-12
10/14	at Texans	S	2	2	0	0.0	0.0	1	5	0	0	0	0	0	0	0	0	0	0	0	0	0	0	L	13-20
10/21	at Colts	S	2	2	0	0.0	0.0	0	0	0	0	0	0	0	0	0	0	0	0	0	0	0	0	L	5-37
10/29	PATRIOTS	S	8	6	2	0.0	0.0	0	0	0	0	0	0	1	0	0	0	0	0	0	0	0	0	L	6-25
11/04	BEARS	S	3	2	1	0.0	0.0	0	0	0	1	37	37	0	1	0	0	0	0	0	0	0	0	L	9-41
11/11	at Jets	S	2	2	0	0.0	0.0	0	0	0	0	0	0	0	0	0	0	0	0	0	0	0	0	W	41-10
11/25	JAGUARS	S	2	1	1	0.0	0.0	0	0	0	0	0	0	1	0	0	0	0	0	0	0	0	0	W	24-21
12/02	at Dolphins	S	4	3	1	0.0	0.0	0	0	0	0	0	0	0	0	0	0	0	0	0	0	0	0	L	17-21
12/09	JETS	S	4	3	1	0.0	0.0	0	0	0	0	0	0	0	0	0	0	0	0	0	0	0	0	L	23-27
12/16	LIONS	S	6	5	1	0.0	0.0	0	0	0	0	0	0	0	0	0	0	0	0	0	0	0	0	W	14-13
12/23	at Patriots	S	3	2	1	0.0	0.0	0	0	0	0	0	0	0	0	0	0	0	0	0	0	0	0	L	12-24
12/30	DOLPHINS	S	2	2	0	0.0	0.0	0	0	1	0	0	0	1	0	0	0	0	0	0	0	0	0	W	42-17
2018 TOTALS		16-16	54	44	10	0.0	0.0	1	5	0	2	37	37	0	8	0	0	0	0	0	0	0	0	6-10	

82 WR DUKE WILLIAMS



6-3 225 1ST YEAR

MAY 13, 1993 (AGE 26)



RESERVE, LOUISIANA



EAST ST. JOHN HIGH SCHOOL



AUBURN

ACQUIRED 2019

Signed to a reserve/future contract on January 7, 2019.

SHOUTOUTS

- Led the CFL with 1,579 receiving yards and tied for the league lead with 11 receiving touchdowns on 88 receptions in 2018.
- Named a 2018 CFL All-Star.
- In 2018, had a season-high 172 yards and a touchdown against Grey Cup Champions, Calgary (9/8/18).
- In his first season in the CFL in 2017, Williams caught 46 passes for 715 yards and four touchdowns.
- Williams was named a Shaw CFL Top Performer of the Month for June and July for his performances during the 2018 season.
- In 31 games in the CFL, Williams recorded 134 receptions for 2,294 yards and 15 touchdowns.
- Was rated the No. 1 junior college prospect while at Mississippi Gulf Coast Community College after totaling 118 receptions for 2,028 yards and 26 touchdowns before transferring to Auburn.
- Earned first team all-state honors in high school and recorded 1,495 yards and 25 touchdowns while a senior.



FIRST-AND-10

D'HAQUILLE (DUKE) WILLIAMS joined the Bills on January 7, 2019 by signing a reserve/future contract. Prior to signing with the Bills, Williams spent two seasons with the Edmonton Eskimos in the CFL. He also spent 2016 training camp with the St. Louis Rams. Prior to beginning his professional career, he played at Mississippi Gulf Coast Community College from 2012-13 and Auburn in 2015.

IF YOU HAVEN'T 'HERD'

FAMILY MATTERS

Williams grew up in Louisiana and California in a large family. He is the youngest of eight kids, with the oldest being 17 years older than him. Despite the age difference, he is extremely close with his family.

With all nine children in a single household, sometimes times were tough and Williams had to work to stay on a straight path. When asked what the biggest obstacle he had to overcome in his lifetime, he said his childhood.

"Not many people would make it out from where I came from," Williams said. "I had to overcome a lot."

Despite outside influences, Williams is pursuing his NFL dream, but remembers his background to remain grounded. He is inspired by his mother, Jamie, who makes sure he understands his wrongs and continues to motivate him.

PERSONAL

The son of Jamie and Edward Williams, Duke is one of 8 children. He earned a junior college degree in Kinesiology and hopes to finish his Bachelor's degree in his spare time.

82

WR

DUKE WILLIAMS



THE STAMPEDE

MOST FAMOUS PERSON IN PHONE CONTACTS:

Josh Allen

FAVORITE MUSICAL ARTIST:

Drake

HOBBIES:

Training 17 year old twin nephews

FAVORITE FOOD:

Red beans and rice with smothered chicken

BIGGEST PET PEEVE:

People making a lot of noise when others sleep

DO YOU COLLECT ANYTHING:

Used to collect wristbands

FAVORITE VACATION SPOT:

Los Angeles

FAVORITE MOVIE:

Shrek

FAVORITE BOOK:

Bernstein Bears from when he was a kid

FAVORITE CEREAL:

Cinnamon Toast Crunch



BEST ADVICE YOU'VE BEEN GIVEN:

Stay humble and stay patient.

LATE NIGHT SNACK:

Hot Cheetos

FAVORITE TV SHOW:

Wayne Brothers

FAVORITE CARTOON GROWING UP:

Bugs Bunny

FAVORITE APP:

World Star

PLAYER YOU'VE LEARNED THE MOST FROM:

Kenny Stafford, Derel Walker, Vidal Hazelton

FAVORITE OLYMPIC SPORT:

Track

ONE SKILL YOU WOULD LIKE TO HAVE:

Juggling

54 DE EDDIE YARBROUGH



6-3 259 3RD YEAR

APRIL 24, 1993 (AGE 26)



AURORA, COLORADO



GRANDVIEW HIGH SCHOOL



WYOMING

ACQUIRED 2017

Joined the Bills via free agency on April 7, 2017.

SHOUTOUTS

- Finished the 2018 season with 21 total tackles, increasing his NFL career total to 44 over two seasons.
- Recorded a career best two tackles for a loss vs. Chi. (11/4/2018), finishing the season with five.
- In his first season with the Bills, Yarbrough appeared in all 16 games, starting six. He recorded 34 tackles and one sack.
- Earned a season high five tackles in the Bills playoff game at Jax. (1/7/2018).
- Recorded his first career sack at Car. (9/17/2017), taking down quarterback Cam Newton.
- Yarbrough was named a First-Team All-Mountain West selection during his tenure at Wyoming three times in voting by conference head coaches and media.
- Wyoming's all-time leader in tackles for loss with 39, and carved out 256 total career tackles for the Cowboys.



FIRST-AND-10

EDDIE YARBROUGH signed with the Bills as a reserve/future signing in 2017 after a stint with the Denver Broncos. Yarbrough spent his collegiate years at Wyoming before signing as an undrafted free agent with the Broncos in 2016.

IF YOU HAVEN'T 'HERD'

GIVING BACK

Yarbrough has a passion for helping others and helped start a Special Olympics Unified Sports program at Grandview High School during his time as a student there. He worked with Grandview's principal at the time, Kurt Wollenweber, to promote inclusion through the sport.

The program brings students with and without intellectual disabilities together to play on the same team. Grandview's Unified Sports program has gained national attention through the Unified Hoops team, which is the largest and most diverse Unified team in the country with more than 60 people involved, both special needs and able-bodied. Yarbrough says one of his favorite memories is cheering for them.

Eddie participated in the My Cause, My Cleats initiative, representing and shedding light on the foundation he cares so much about and he decided to let the kids of Grandview High School design his cleats for him.

PERSONAL

Born on April 24, 1993, the Aurora, Colorado native is the son of Dana and Eddie Yarbrough and has two older sisters. Yarbrough graduated from Wyoming with a degree in communications and a minor in business.

@EDDIYARBROUGH

@EDDIE_YARBROUGH



IF YOU HAVEN'T 'HERD'



MAN OF MANY TALENTS

Though he's known for his work on the field, Eddie Yarbrough has a unique talent that he is also known for. While he was a freshman at Wyoming, Yarbrough learned to play ukulele from his friend, Siaoisi Hala'api'i, who was born in Hawaii. A natural, Eddie began strumming away, learning new songs to play for his teammates.

Active on social media, Yarbrough has posted videos of him playing on YouTube and Twitter, displaying his skill.



LIFE BEYOND FOOTBALL

"I got a degree from the University of Wyoming in Communications, and I always knew from a young age that I wanted to get into broadcasting and journalism," said Yarbrough.

Versatile by nature, Yarbrough was on the broadcasting team in 2016 for the Arizona Bowl between Air Force and South Alabama. Yarbrough hopes that when his time comes to leave the game, he'll be ready to tackle the world of broadcasting.

THE STAMPEDE

FAVORITE BOOK:

Junie B. Jones book series by Barbara Park

MOST FAMOUS PERSON IN YOUR CONTACTS:

Von Miller

FIRST SPORTS JERSEY:

Allen Iverson

FAVORITE MEAL:

Lasagna, mac and cheese, PB & J and grilled cheese

FIRST JOB:

Had a paper route

HIGH SCHOOL SPORTS:

Tennis, Lacrosse, Track and Basketball

FAVORITE MOVIE:

Space Jam and Sandlot

BIGGEST INFLUENCE:

His dad

BEST ADVICE YOU'VE BEEN GIVEN:

Work hard because nothing is given

FAVORITE MUSICAL ARTIST:

Chris Botti



FAVORITE BUFFALO RESTAURANT:

Bar Bill or Grover's

FAVORITE TV SHOW:

Grey's Anatomy

VACATION SPOT:

Any lake catching fish

BUCKET LIST ITEM:

To live in a different country and learn Spanish

MAIN SOURCE OF MOTIVATION:

Family and faith

FAVORITE APP:

Google Chrome

PROUDEST ACHIEVEMENT:

Starting the unified sports program at his high school

FAVORITE CEREAL:

Cap'n Crunch



EDDIE YARBROUGH - NFL REGULAR SEASON STATISTICS

		TACKLES										INTERCEPTIONS					FUMBLES			ST					
DATE	TEAM	GP	GS	TK	S	A	TFL	YDS	SK	YDS	QBH	NO	YDS	LG	TD	PD	FF	FR	YDS	TK	S	A	FF	FR	
2017	Bills	16	6	34	23	11	4	13	1.0	7.0	7	0	0	0	0	2	0	0	0	0	0	0	0	0	0
2018	Bills	15	0	28	20	8	4	12	0.0	0.0	1	0	0	0	0	0	0	0	0	1	1	0	0	0	
TOTALS		31	6	62	43	19	8	25	1.0	7.0	8	0	0	0	0	2	0	0	0	1	1	0	0	0	

EDDIE YARBROUGH - NFL POSTSEASON STATISTICS

		TACKLES										INTERCEPTIONS					FUMBLES			ST					
DATE	TEAM	GP	GS	TK	S	A	TFL	YDS	SK	YDS	QBH	NO	YDS	LG	TD	PD	FF	FR	YDS	TK	S	A	FF	FR	
2017	Bills	1	1	5	3	2	1	1	0.0	0.0	0	0	0	0	0	0	0	0	0	0	0	0	0	0	0
TOTALS		1	1	5	3	2	1	1	0.0	0.0	0	0	0	0	0	0	0	0	0	0	0	0	0	0	

SINGLE-GAME HIGHS: DEFENSIVE

Total Tackles 4 vs. Jacksonville Jaguars, Nov 25, 2018

Sacks 1.0 at Carolina Panthers, Sep 17, 2017

Passes Defensed 1 at Miami Dolphins, Dec 31, 2017

Tackles For Loss 2 vs. Chicago Bears, Nov 04, 2018

Special Teams Tackles 1 at New York Jets, Nov 11, 2018

2018 GAME-BY-GAME REGULAR SEASON STATISTICS (BILLS)

		TACKLES										INTERCEPTIONS					FUMBLES			ST					
DATE	OPP	TK	S	A	SK	YDS	TFL	YDS	QBH	NO	YDS	LG	TD	PD	FF	FR	YDS	TK	S	A	FF	FR	W/L	SCORE	
09/09	at Ravens	P	3	3	0	0.0	0.0	0	0	0	0	0	0	0	0	0	0	0	0	0	0	0	0	L	3-47
09/16	CHARGERS	P	4	3	1	0.0	0.0	0	0	0	0	0	0	0	0	0	0	0	0	0	0	0	0	L	20-31
09/23	at Vikings	P	1	1	0	0.0	0.0	0	0	0	0	0	0	0	0	0	0	0	0	0	0	0	0	W	27-6
09/30	at Packers	P	3	2	1	0.0	0.0	1	1	0	0	0	0	0	0	0	0	0	0	0	0	0	0	L	0-22
10/07	TITANS	P	0	0	0	0.0	0.0	0	0	0	0	0	0	0	0	0	0	0	0	0	0	0	0	W	13-12
10/14	at Texans	P	3	2	1	0.0	0.0	1	4	0	0	0	0	0	0	0	0	0	0	0	0	0	0	L	13-20
10/21	at Colts	P	1	1	0	0.0	0.0	0	0	1	0	0	0	0	0	0	0	0	0	0	0	0	0	L	5-37
10/29	PATRIOTS	P	0	0	0	0.0	0.0	0	0	0	0	0	0	0	0	0	0	0	0	0	0	0	0	L	6-25
11/04	BEARS	P	4	4	0	0.0	0.0	2	7	0	0	0	0	0	0	0	0	0	0	0	0	0	0	L	9-41
11/11	at Jets	P	1	0	1	0.0	0.0	0	0	0	0	0	0	0	0	0	0	0	1	1	0	0	0	W	41-10
11/25	JAGUARS	P	4	3	1	0.0	0.0	0	0	0	0	0	0	0	0	0	0	0	0	0	0	0	0	W	24-21
12/02	at Dolphins	P	3	1	2	0.0	0.0	0	0	0	0	0	0	0	0	0	0	0	0	0	0	0	0	L	17-21
12/09	JETS	P	1	0	1	0.0	0.0	0	0	0	0	0	0	0	0	0	0	0	0	0	0	0	0	L	23-27
12/16	LIONS	P	0	0	0	0.0	0.0	0	0	0	0	0	0	0	0	0	0	0	0	0	0	0	0	W	14-13
12/23	at Patriots	P	0	0	0	0.0	0.0	0	0	0	0	0	0	0	0	0	0	0	0	0	0	0	0	L	12-24
12/30	DOLPHINS	ON INACTIVE LIST																				W	42-17		
2018 TOTALS		15-0	28	20	8	0.0	0.0	4	12	1	0	0	0	0	0	0	0	0	1	1	0	0	0	6-10	

29 RB T.J. YELDON



6-1 223 5TH YEAR

OCTOBER 2, 1993 (AGE 25)



DAPHNE, ALABAMA



DAPHNE HIGH SCHOOL



ALABAMA

ACQUIRED 2019

Signed with the Bills on April 22, 2019.

SHOUTOUTS

- Has started in 30 of his 51 career games.
- Led the Jaguars in scrimmage yards in 2018, totaling 901 yards from scrimmage on 159 touches.
- Had a career-high four receiving touchdowns during the 2018 season.
- In 2018, became the first Jaguars running back to score at least three receiving touchdowns in a season since Maurice-Jones Drew in 2011.
- During his rookie season in 2015, he ran for 740 yards, which at the time was the most by a Jaguars rookie in a single season since Maurice-Jones Drew in 2006.
- While at Alabama, appeared in 39 games with 21 starts and finished fourth in school history with 3,222 career rushing yards and third with 37 career rushing touchdowns.
- Became the fifth player in Alabama history to rush for 1,000+ yards in multiple seasons.



FIRST-AND-10

T.J. YELDON joins the Bills after spending the first four seasons of his career with the Jacksonville Jaguars. Yeldon originally entered the NFL as a second round pick (36th overall) out of Alabama with the Jaguars in 2015.

IF YOU HAVEN'T 'HERD'

SILENT ASSASSIN

Some people talk the talk in order to walk the walk. Yeldon however just walks the walk.

Although Yeldon has become a successful NFL player, he rarely talks about his success. Instead he likes to let his on-field performance speak for itself.

"There are some guys that enjoy grabbing the mic and talking and some guys would rather get dressed and go to practice and talk to his teammates," Daphne Head Coach Glenn Vickery told *Al.com*. "And that's how T.J.'s always been when I've been around."

Bart Sessions, an assistant coach at Daphne, agrees that Yeldon lets his actions speak for him. "To be honest, I wish more guys that are as talented as him would behave the way he does. You're not going to see him hot dogging and showing out, showboating. That's not his nature. He's a humble young man with great parents. They raised him to go work hard and do your best and the kid's made a career out of it and really about to make a serious career out of it, I believe."

PERSONAL

The son of Kim and Timothy Yeldon. He has a brother, Brandon and a sister, Tamika. He is cousins with former NFL quarterback, Pat White.



IF YOU HAVEN'T 'HERD'



GAME WINNING TOUCHDOWN

The one game that Yeldon will never forget is against LSU his freshman year (11/3/12). After trailing 17-14 with 1:00 left in the 4th quarter, Alabama's back-to-back championship chances were slipping away. Yeldon then made the biggest play of game by scoring a 28-yard screen pass. The touchdown would put Alabama up 21-17 and LSU wouldn't be able to recover. Yeldon finished the game with 11 rushing attempts for 76 yards and one reception for a 28 yard touchdown.

GIVING BACK TO THE LESS FORTUNATE

Growing up in Alabama, Yeldon attended the Boys and Girls Club. Yeldon doesn't forget where he came from and upon entering the NFL holds back to school giveaways to the same Boys and Girls Club he attended as a youth. He gives away school supplies, book-bags and food for families in need. In addition to his giveaway, he also participated in My Cause, My cleats last season and dedicated his cause to Boys and Girls. He stated they had a big impact on his life.

THE STAMPEDE

IF YOU COULD TAKE AN ANIMAL HOME FROM THE ZOO TO BE YOUR PET:

Liger

BEST ADVICE YOU'VE BEEN GIVEN:

Never get too complacent

FAVORITE MUSICAL ARTIST:

Future

LATE NIGHT SNACK:

A smoothie

FAVORITE MEAL:

Pizza

FAVORITE CEREAL AS A KID:

Cinnamon Toast Crunch

DO YOU HAVE ANY UNIQUE TALENTS:

Can cook really well

FAVORITE MOVIE:

Never Back Down

BIGGEST OBSTACLE YOU HAD TO OVERCOME:

The passing of his grandmother

FAVORITE CARTOON CHARACTER:

SpongeBob SquarePants



SPORTING EVENT HE'D WANT TO ATTEND:

NBA Finals

FAVORITE BOOK:

Harry Potter

PROUDEST ACHIEVEMENT:

Buying his parents a house

WHAT PLAYER HAVE YOU LEARNED THE MOST FROM IN THE NFL:

Chris Ivory

FAVORITE VACATION SPOT:

Anywhere with a beach

ONE MUSICAL ARTIST HE'D WANT TO SEE IN CONCERT:

Tupac

FIRST SPORTS JERSEY:

Mike Vick



T.J. YELDON - NFL REGULAR SEASON STATISTICS

				RUSHING					RECEIVING				
DATE	TEAM	GP	GS	NO.	YDS.	AVG.	LG	TD	NO.	YDS	AVG	LG	TD
2015	Jaguars	12	12	182	740	4.1	45	2	36	279	7.8	67	1
2016	Jaguars	15	13	130	465	3.6	16	1	50	312	6.2	17	1
2017	Jaguars	10	0	49	253	5.2	58†	2	30	224	7.5	20	0
2018	Jaguars	14	5	104	414	4.0	20	1	55	487	8.9	37	4
TOTALS		51	30	465	1,872	4.0	58†	6	171	1,302	7.6	67	6

T.J. YELDON - NFL POSTSEASON STATISTICS

				RUSHING					RECEIVING				
DATE	TEAM	GP	GS	NO.	YDS.	AVG.	LG	TD	NO.	YDS	AVG	LG	TD
2017	Jaguars	2	0	10	45	4.5	12	1	5	63	12.6	40	0
TOTALS		2	0	10	45	4.5	12	1	5	63	12.6	40	0

2018 GAME-BY-GAME REGULAR SEASON STATISTICS (JAGUARS)

			RUSHING					RECEIVING						
DATE	OPPONENT	P/S	ATT	YDS	LG	TD	NO	YDS	LG	TD	W/L	SCORE		
09/09	at Giants	P	14	51	15	0	3	18	10	1	W	20-15		
09/16	PATRIOTS	S	10	58	20	0	2	13	11	0	W	31-20		
09/23	TITANS	P	7	44	13	0	6	46	13	0	L	6-9		
09/30	JETS	P	18	52	10	1	3	48	31†	1	W	31-12		
10/07	at Chiefs	S	10	53	17	0	8	69	14†	1	L	14-30		
10/14	at Cowboys	S	8	41	9	0	3	29	20	0	L	7-40		
10/21	TEXANS	S	12	28	6	0	5	40	15	1	L	7-20		
10/28	EAGLES	P	2	7	4	0	7	83	37	0	L	18-24		
11/11	at Colts	P	3	12	9	0	5	51	20	0	L	26-29		
11/18	STEELERS	P	5	23	6	0	2	9	7	0	L	16-20		
11/25	at Bills	P	3	16	13	0	2	17	10	0	L	21-24		
12/02	COLTS	S	8	16	4	0	7	49	15	0	W	6-0		
12/06	at Titans	P	1	7	7	0	1	10	10	0	L	9-30		
12/16	REDSKINS	P	3	6	5	0	1	5	5	0	L	13-16		
12/23	at Dolphins		INACTIVE									W	17-7	
12/30	at Texans		DID NOT PLAY (NON-INJURY)									L	3-20	
2018 TOTALS		14-5	104	414	20	1	55	487	37	4	5-11			



STATS

2018 STATS



RUSHING	NO.	YDS	AVG	LG	TD
J.Allen	89	631	7.1	45	8
L.McCoy	161	514	3.2	28f	3
C.Ivory	115	385	3.3	21	1
M.Murphy	52	250	4.8	30	0
K.Ford	21	79	3.8	11	0
I.McKenzie	10	66	6.6	15f	2
N.Peterman	10	50	5.0	24	1
P.DiMarco	1	9	9.0	9	0
R.McCloud	2	4	2.0	7	0
Z.Jones	1	0	0.0	0	0
C.Bojorquez	1	0	0.0	0	0
D.Anderson	1	-1	-1.0	-1	0
T.Pryor	1	-1	-1.0	-1	0
M.Barkley	3	-2	-0.7	0	0
BILLS	468	1984	4.2	45	15
OPPONENTS	440	1839	4.2	43	17

RECEIVING	NO.	YDS	AVG	LG	TD
Z.Jones	56	652	11.6	57	7
L.McCoy	34	238	7.0	24	0
R.Foster	27	541	20.0	75f	3
K.Benjamin	23	354	15.4	40	1
J.Croom	22	259	11.8	26f	1
C.Clay	21	184	8.8	21	0
I.McKenzie	18	179	9.9	23	0
C.Ivory	13	205	15.8	55	0
A.Holmes	12	157	13.1	24	0
L.Thomas	12	77	6.4	24	0
M.Murphy	11	26	2.4	8	0
R.McCloud	5	36	7.2	16	0
P.DiMarco	3	62	20.7	38	0
D.Thompson	3	37	12.3	14	0
K.Ford	3	21	7.0	8	0
T.Pryor	2	17	8.5	11	0
J.Kerley	2	7	3.5	4	0
K.Williams	1	9	9.0	9	0
C.Phillips	1	9	9.0	9	0
D.Dawkins	1	7	7.0	7f	1
K.Lee	1	5	5.0	5	0
BILLS	271	3082	11.4	75f	13
OPPONENTS	313	3084	9.9	43	22

PASSING	ATT	CMP	YDS	CMP%	YDS/AT	TD	TD%	INT	INT%	LG	SACK	LOST	RAT
J.Allen	320	169	2074	52.8%	6.5	10	3.1%	12	3.8%	75f	28	213	67.9
D.Anderson	70	42	465	60.0%	6.6	0	0.0%	4	5.7%	40	5	33	56.0
N.Peterman	81	44	296	54.3%	3.7	1	1.2%	7	8.6%	26	7	34	30.7
M.Barkley	25	15	232	60.0%	9.3	2	8.0%	0	0.0%	47	1	8	117.4
L.Thomas	1	1	15	100.0%	15.0	0	0.0%	0	0.0%	15	0	0	118.8
C.Bojorquez	1	0	0	0.0%	0.0	0	0.0%	0	0.0%	0	0	0	39.6
Z.Jones	1	0	0	0.0%	0.0	0	0.0%	0	0.0%	0	0	0	39.6
BILLS	499	271	3082	54.3%	6.2	13	2.6%	23	4.6%	75f	41	288	62.6
OPPONENTS	493	313	3084	63.5%	6.3	22	4.5%	16	3.2%	43	36	217	82.4

TEAM STATS	BILLS	OPP
Total First Downs	283	293
Rushing	108	111
Passing	137	157
Penalty	38	25
3rd Down: Made/Att	68/215	74/203
3rd Down Pct.	31.6%	36.5%
4th Down: Made/Att	7/18	6/11
4th Down Pct.	38.9%	54.5%
Possession Avg.	30:29	29:31
Total Net Yards	4778	4706
Avg. Per Game	298.6	294.1
Total Plays	1008	968
Avg. Per Play	4.7	4.9
Net Yards Rushing	1984	1839
Avg. Per Game	124.0	114.9
Total Rushes	468	440
Net Yards Passing	2794	2867
Avg. Per Game	174.6	179.2
Sacked/Yards Lost	41/288	36/217
Gross Yards	3082	3084
Attempts/Completions	499/271	492/313
Completion Pct.	54.3%	63.6%
Had Intercepted	23	16
Punts/Average	82/42.8	80/44.4
Net Punting Avg.	37.5	40.9
Penalties/Yards	116/992	99/976
Fumbles/Ball Lost	23/9	30/11
Touchdowns	29	44
Rushing	15	17
Passing	13	22
Returns	1	5

	Q1	Q2	Q3	Q4	OT	PTS
BILLS	80	52	63	74	0	269
OPPONENTS	64	168	40	102	0	374

2018 DEFENSIVE STATS



PLAYER	Tack	Solo	Ast	Sack	Yds	INT	Yds	PD	TFL	QBH	FF	FR	TD
Tremaine Edmunds	121	80	41	2.0	4.0	2	19	12	5	7	2	0	0
Jordan Poyer	97	71	26	2.0	15.0	4	11	6	9	3	1	1	0
Matt Milano	78	52	26	1.0	8.0	3	41	7	12	3	0	3	0
Lorenzo Alexander	69	51	18	6.5	40.5	2	9	9	11	10	2	1	0
Tre'Davious White	54	44	10	0.0	0.0	2	37	8	1	0	0	0	0
Micah Hyde	57	41	16	0.0	0.0	2	16	5	1	0	0	1	0
Taron Johnson	41	33	8	1.0	6.0	1	0	3	1	1	1	0	0
Jerry Hughes	37	30	7	7.0	42.5	0	0	1	13	18	3	0	0
Rafael Bush	44	30	14	1.5	9.5	0	0	0	2	2	0	0	0
Phillip Gaines	30	24	6	0.0	0.0	0	0	2	1	0	0	0	0
Levi Wallace	37	24	13	0.0	0.0	0	0	3	1	1	0	0	0
Kyle Williams	35	22	13	5.0	38.5	0	0	1	6	14	1	1	0
Eddie Yarbrough	28	20	8	0.0	0.0	0	0	0	4	1	0	0	0
Harrison Phillips	35	20	15	0.0	0.0	0	0	0	4	2	0	1	0
Shaq Lawson	30	18	12	4.0	18.0	0	0	5	5	12	2	0	0
Trent Murphy	24	14	10	4.0	16.0	0	0	1	5	9	2	1	0
Jordan Phillips	19	12	7	0.0	0.0	0	0	3	2	0	0	1	0
Ryan Lewis	13	11	2	0.0	0.0	0	0	3	0	0	2	0	0
Star Lotulelei	17	10	7	0.0	0.0	0	0	1	1	0	0	0	0
Julian Stanford	10	9	1	1.0	9.0	0	0	1	1	1	1	0	0
Corey Thompson	13	8	5	0.0	0.0	0	0	0	1	1	1	0	0
Ramon Humber	5	5	0	0.0	0.0	0	0	0	0	0	0	0	0
Dean Marlowe	4	3	1	0.0	0.0	0	0	1	0	0	0	0	0
Nate Orchard	4	3	1	0.0	0.0	0	0	1	0	1	0	0	0
Adolphus Washington	2	2	0	0.0	0.0	0	0	0	0	0	0	0	0
Lafayette Pitts	2	2	0	0.0	0.0	0	0	0	0	0	0	0	0
Siran Neal	3	2	1	1.0	10.0	0	0	0	2	1	0	0	0
Deon Lacey	2	1	1	0.0	0.0	0	0	0	0	0	0	0	0
Vontae Davis	1	1	0	0.0	0.0	0	0	0	0	0	0	0	0
Mike Love	3	0	3	0.0	0.0	0	0	0	0	0	0	0	0
TOTALS	915	643	272	36.0	217.0	16	133	73	88	87	18	10	0

SACKS	
Jerry Hughes	7.0
Lorenzo Alexander	6.5
Kyle Williams	5.0
Shaq Lawson	4.0
Trent Murphy	4.0
Jordan Poyer	2.0
Tremaine Edmunds	2.0
Rafael Bush	1.5
Matt Milano	1.0
Julian Stanford	1.0
Siran Neal	1.0
Taron Johnson	1.0
BILLS	36.0
OPPONENTS	41.0

INDIVIDUAL SINGLE-GAME BESTS					
TACKLES	14 by L. Alexander at NE (12/23)				
TACKLES FOR LOSS	3 by J. Hughes at GB (9/30)				
PASSES DEFENSED	3 by T. White at GB (9/30)				
INTERCEPTIONS (most recent)	1 by T. Edmunds vs. MIA (12/30) 1 by T. White vs. MIA (12/30)				
FORCED FUMBLES	2 by R. Lewis at GB (9/30)				
FUMBLE REC. (most recent)	1 by T. Murphy vs. MIA (12/30) 1 by J. Phillips vs. MIA (12/30)				
INTERCEPTIONS	No	Yds	Avg	LG	TD
J.Poyer	4	11	2.8	11	0
M.Milano	3	41	13.7	29	0
T.White	2	37	18.5	37	0
T.Edmunds	2	19	9.5	17	0
M.Hyde	2	16	8.0	16	0
L.Alexander	2	9	4.5	8	0
T.Johnson	1	0	0.0	0	0
BILLS	16	133	8.3	37	0
OPPONENTS	23	347	15.1	84	4

2018 SPECIAL TEAMS STATS



SPECIAL TEAMS SNAP COUNTS		
Deon Lacey	299	68%
Lafayette Pitts	281	64%
Siran Neal	249	57%
Patrick DiMarco	233	53%
Andre Holmes	233	53%
Julian Stanford	225	51%
Logan Thomas	190	43%
Lorenzo Alexander	171	39%
Ramon Humber	171	39%
Jason Croom	146	33%
Rafael Bush	146	33%
Matt Milano	142	32%
Reid Ferguson	142	32%
Stephen Hauschka	122	28%
Micah Hyde	112	26%
Corey Thompson	104	24%
Jordan Poyer	101	23%
Taiwan Jones	92	21%
TreDavious White	88	20%
Kyle Williams	80	18%
Marcus Murphy	79	18%
Eddie Yarbrough	78	18%
Harrison Phillips	78	18%
Star Lotulelei	75	17%
Tremaine Edmunds	71	16%
Corey Bojorquez	69	16%
Taron Johnson	60	14%
Ryan Gray	56	13%
Dion Dawkins	55	13%
Jordan Mills	53	12%
Trent Murphy	48	11%
Jordan Phillips	47	11%
Levi Wallace	47	11%
Denzel Rice	47	11%
John Miller	45	10%
Jeremiah Sirles	45	10%
Isaiah McKenzie	43	10%
Matt Darr	43	10%
Robert Foster	42	10%
Phillip Gaines	41	9%
Ryan Lewis	40	9%
Da'Mari Scott	38	9%
Colton Schmidt	30	7%
Mike Love	29	7%
Vlad Ducasse	28	6%
Wyatt Teller	27	6%
Conor McDermott	23	5%
Deonte Thompson	20	5%
Dean Marlowe	19	4%
Jerry Hughes	15	3%
Shaq Lawson	14	3%
Khari Lee	12	3%
Marshall Newhouse	11	3%
Ray-Ray McCloud	10	2%
Victor Bolden	9	2%
Cam Phillips	8	2%
Ike Boettger	7	2%
Dontae Johnson	6	1%
Chris Ivory	5	1%
Russell Bodine	5	1%
Nate Orchard	5	1%
Vontae Davis	4	1%
Jeremy Kerley	3	1%
Zay Jones	2	0%
Kelvin Benjamin	1	0%
Charles Clay	1	0%

KICK RETURNS	No.	Yds	Avg	Long	TD
M.Murphy	13	324	24.9	49	0
I.McKenzie	12	237	19.8	33	0
V.Bolden	5	116	23.2	28	0
T.Jones	5	89	17.8	27	0
L.Thomas	1	23	23.0	23	0
R.McCloud	1	18	18.0	18	0
C.Thompson	1	0	0.0	0	0
BILLS	38	807	21.2	49	0
OPPONENTS	34	754	22.2	86	0

PUNT RETURNS	No.	FC	Yds	Avg	LG	TD
I.McKenzie	14	3	87	6.2	21	0
M.Hyde	9	10	75	8.3	31	0
R.McCloud	4	2	20	5.0	13	0
M.Murphy	2	2	15	7.5	9	0
J.Kerley	2	0	10	5.0	6	0
BILLS	31	17	207	6.7	31	0
OPPONENTS	34	18	297	8.7	51	0

PUNTING	No.	Yds	Avg	Net	TB	IN	LG	BK
C.Bojorquez	45	2028	45.1	39.4	4	22	60	1
M.Darr	20	809	40.5	36.3	1	5	55	0
C.Schmidt	16	676	42.3	33.8	2	4	55	0
BILLS	82	3513	42.8	37.5	7	31	60	1
OPPONENTS	80	3555	44.4	40.9	4	31	70	0

SCORING	PAT	FG	2P	PTS
S.Hauschka	25/26	22/28	0	91
BILLS	25/26	22/28	1	269
OPPONENTS	36/39	24/27	1	374

FIELD GOALS	1-19	20-29	30-39	40-49	50+
S.Hauschka	0/0	3/3	8/8	7/10	4/7
BILLS	0/0	3/3	8/8	7/10	4/7
OPPONENTS	0/0	9/9	6/6	4/6	5/6

GAME-BY-GAME FIELD GOAL ATTEMPTS
Hauschka: (52N,35G), (43G, 40G), (50G), None, (40G, 46G), (23G, 52G), (34G), (41G), (54G, 31G), (22G), (32G, 55WL), (31G, 49B, 29G, 54WL, 36G), None, (43CR, 35G, 41G), (42SH)
OPP: (41G,39G), (24G), None, (52G, 36G, 52G), (25G, 54G, 39G, 50G), (33G, 27G), (36G), (23G, 45G), (55G), (42WL), None, (47G, 21G), (48WR), (24G), (29G)

SPECIAL TEAMS TACKLES			
Siran Neal	8	Ryan Lewis	2
Lafayette Pitts	7	Mike Love	2
Deon Lacey	6	Denzel Rice	2
Lorenzo Alexander	5	Rafael Bush	1
Patrick DiMarco	5	Matt Darr	1
Andre Holmes	5	Robert Foster	1
Taiwan Jones	5	Micah Hyde	1
Julian Stanford	5	Taron Johnson	1
Ramon Humber	4	Dean Marlowe	1
Jason Croom	3	Marcus Murphy	1
Reid Ferguson	3	Corey Thompson	1
Jordan Poyer	3	Deonte Thompson	1
Logan Thomas	3	Eddie Yarbrough	1

2018 GAME-BY-GAME STATISTICS



BILLS		FIRST DOWNS				OFFENSE				NET PASSING				NET RUSHING				PEN.		FUMBLES				
DATE	OPP	T	R	P	PN	PLAYS	YDS	AVG	ATT	CMP	IN	YDS	TD	SK	YDS	ATT	YDS	AVG	TD	NO	YDS	NO	LOST	TOP
Sep. 9	at BAL	10	3	5	2	61	153	2.5	33	11	2	70	0	6	28	22	83	3.8	0	10	100	1	0	24:46
Sep. 16	LAC	17	5	10	2	60	293	4.9	33	18	2	203	1	2	36	22	84	3.8	1	6	31	1	0	26:58
Sep. 23	at MIN	16	7	6	3	63	292	4.6	22	15	0	164	1	3	32	38	128	3.4	2	12	84	3	0	35:45
Sep. 30	at GB	11	2	6	3	56	145	2.6	33	16	2	87	0	7	64	16	58	3.6	0	3	20	1	1	25:53
Oct. 7	TEN	18	10	6	2	64	223	3.5	20	10	1	79	0	1	3	43	144	3.30	1	4	30	0	0	33:49
Oct. 14	at HOU	12	4	8	0	58	229	3.9	29	16	2	129	1	2	16	27	100	3.70	0	12	104	2	1	33:00
Oct. 21	at IND	15	6	9	0	55	303	5.5	31	20	3	168	0	2	7	22	135	6.10	0	7	59	2	2	26:41
Oct. 29	NE	16	3	13	0	63	333	5.3	41	24	1	287	0	3	26	19	46	2.4	0	6	51	3	1	28:10
Nov. 4	CHI	22	6	9	7	81	264	3.3	49	31	3	167	0	4	22	28	97	3.5	1	10	163	1	1	34:03
Nov. 11	at NYJ	23	10	13	0	73	451	6.2	26	16	0	239	2	1	8	46	212	4.6	2	4	30	1	0	39:22
Nov. 25	JAX	18	9	5	4	54	327	6.1	19	8	0	160	1	0	0	35	167	4.8	2	13	80	2	0	27:18
Dec. 2	at MIA	24	10	10	4	66	415	6.30	33	18	2	217	2	2	14	31	198	6.40	0	13	120	3	1	32:57
Dec. 9	NYJ	24	10	9	5	71	368	5.20	37	18	2	192	0	3	14	31	176	5.70	2	7	47	1	1	33:47
Dec. 16	DET	20	9	9	2	64	312	4.90	26	13	0	195	1	1	9	37	117	3.20	1	3	20	1	0	31:06
Dec. 23	at NE	14	3	10	1	59	289	4.90	41	20	2	217	1	0	0	18	72	4.00	0	3	29	1	1	24:22
Dec. 30	MIA	23	11	9	3	60	381	6.40	26	17	1	215	3	1	9	33	166	5.00	3	3	24	0	0	30:18
Totals:		283	108	137	38	1,008	4,778	4.76	499	271	23	2,794	13	41	288	468	1,984	4.21	15	116	992	23	9	30:29
OPPONENTS		FIRST DOWNS				OFFENSE				NET PASSING				NET RUSHING				PEN.		FUMBLES				
DATE	OPP	T	R	P	PN	PLAYS	YDS	AVG	ATT	CMP	IN	YDS	TD	SK	YDS	ATT	YDS	AVG	TD	NO	YDS	NO	LOST	TOP
Sep. 9	at BAL	26	11	13	2	74	369	5.0	38	26	0	252	3	2	8	34	117	3.4	3	9	78	4	1	35:14
Sep. 16	LAC	21	5	16	0	55	349	6.3	27	23	0	240	3	2	16	26	109	4.2	1	6	45	2	0	33:02
Sep. 23	at MIN	21	1	17	3	65	292	4.5	55	40	1	278	1	4	18	6	14	2.3	0	6	59	4	2	24:15
Sep. 30	at GB	22	9	12	1	74	423	5.7	40	22	1	282	1	2	16	32	141	4.4	1	5	60	3	1	34:37
Oct. 7	TEN	15	6	8	1	53	221	4.2	26	14	1	121	0	2	8	25	100	4.0	0	5	40	3	2	26:11
Oct. 14	at HOU	15	3	9	3	57	216	3.8	26	15	2	142	1	7	35	24	74	3.1	0	6	50	3	1	27:00
Oct. 21	at IND	22	11	10	1	60	376	6.30	23	17	0	156	4	0	0	37	220	5.9	1	4	35	1	0	33:19
Oct. 29	NE	22	6	15	1	72	387	5.4	45	29	0	311	0	2	13	25	76	3.0	1	5	33	1	0	31:50
Nov. 4	CHI	11	4	5	2	46	190	4.1	20	12	1	126	1	1	9	25	64	2.6	2	14	129	2	0	25:57
Nov. 11	at NYJ	12	5	7	0	55	199	3.6	34	17	2	116	0	3	19	18	83	4.6	1	1	10	0	0	20:38
Nov. 25	JAX	25	13	6	6	65	333	5.1	23	12	2	107	1	3	20	39	226	5.8	2	10	90	0	0	32:42
Dec. 2	at MIA	15	2	10	3	50	175	3.50	24	16	1	115	3	3	22	23	60	2.60	0	8	89	1	0	27:03
Dec. 9	NYJ	15	5	9	1	53	248	4.70	25	16	1	170	1	0	0	28	78	2.80	2	7	93	2	1	26:13
Dec. 16	DET	14	7	7	0	55	313	5.70	29	22	0	208	1	0	0	26	105	4.00	1	4	81	0	0	28:54
Dec. 23	at NE	20	15	4	1	73	390	5.30	25	13	2	117	1	1	9	47	273	5.80	2	5	49	1	1	35:38
Dec. 30	MIA	17	8	9	0	61	225	3.70	32	19	2	126	1	4	24	25	99	4.00	0	4	35	3	2	29:42
Totals:		293	111	157	25	968	4,706	4.81	492	313	16	2,867	22	36	217	440	1,839	3.91	17	99	976	30	11	29:30

2018 DRIVE CHART



GAME 1

BILLS				RAVENS			
RECEIVED	START	DRIVE	RESULT	RECEIVED	START	DRIVE	RESULT
1st - 8:42 (KO)	BUF 32	3(-4), 1:29	PUNT	1st - 15:00 (KO)	BAL 20	10-80, 6:18	TD
1st - 6:25 (Punt)	BUF 15	3-3, 0:54	PUNT	1st - 7:13 (Punt)	BAL 25	3-1, 0:48	PUNT
1st - 1:32 (KO)	BUF 25	3(-3), 2:29	PUNT	1st - 5:31 (Punt)	BAL 34	10-66, 3:59	TD
2nd - 13:14 (KO)	BUF 25	4(-4), 1:16	PUNT	2nd - 14:03 (Punt)	BUF 20	4(-3), 0:49	FG
2nd - 10:15 (Fumble)	BAL 35	4-1, 1:32	MISS FG	2nd - 11:58 (Punt)	BAL 30	4-5, 1:43	FUMBLE
2nd - 6:52 (Punt)	BUF 16	3-2, 1:14	INT	2nd - 8:43 (Miss FG)	BAL 42	3(-2), 1:51	PUNT
2nd - 4:16 (KO)	BUF 25	3-2, 1:28	PUNT	2nd - 5:38 (INT)	BUF 29	4-8, 1:22	FG
2nd - 0:13 (KO)	BUF 45	1-8, 0:13	HALF	2nd - 2:48 (Punt)	BAL 15	9-85, 2:35	TD
3rd - 15:00 (KO)	BUF 25	5(-11), 1:12	DOWNNS	3rd - 13:48 (Downs)	BUF 14	3-14, 1:20	TD
3rd - 12:28 (KO)	BUF 27	3(-1), 1:02	INT	3rd - 11:26 (INT)	BUF 1	1-1, 0:04	TD
3rd - 11:22 (KO)	BUF 25	3(-1), 1:21	PUNT	3rd - 10:01 (Punt)	BAL 30	3(-7), 1:52	PUNT
3rd - 8:09 (Punt)	BUF 37	12-46, 5:31	FG	3rd - 2:38 (KO)	BAL 25	6-16, 3:03	PUNT
4th - 14:35 (Punt)	BUF 18	6-17, 2:40	PUNT	4th - 11:55 (Punt)	BAL 11	13-89, 8:03	TD
4th - 3:52 (Kickoff)	BUF 49	3(-2), 0:57	PUNT	4th - 2:55 (Punt)	BAL 10	3-7, 1:27	PUNT
4th - 1:28 (Punt)	BUF 29	7-46, 1:28	GAME				

GAME 2

BILLS				CHARGERS			
RECEIVED	START	DRIVE	RESULT	RECEIVED	START	DRIVE	RESULT
1st - 12:47 (Punt)	BUF 14	3-0, 1:54	PUNT	1st - 15:00 (KO)	LAC 25	3-9, 2:13	PUNT
1st - 9:26 (KO)	BUF 25	3-0, 1:44	PUNT	1st - 10:53 (Punt)	BUF 38	3-38, 1:27	TD
1st - 4:18 (KO)	BUF 25	12-51, 5:40	FG	1st - 7:42 (Punt)	LAC 39	6-61, 3:24	TD
2nd - 10:43 (KO)	BUF 25	3-7, 2:02	PUNT	2nd - 13:38 (KO)	LAC 25	5-75, 2:55	TD
2nd - 1:55 (KO)	BUF 25	6-52, 1:08	FG	2nd - 8:41 (Punt)	LAC 19	12-81, 6:46	TD
3rd - 15:00 (KO)	BUF 25	7-75, 3:54	TD	2nd - 0:47 (KO)	LAC 25	2-15, 0:47	HALF
3rd - 8:54 (Punt)	BUF 35	6-20, 3:21	PUNT	3rd - 11:06 (KO)	LAC 25	3-9, 2:12	PUNT
3rd - 3:53 (Punt)	LAC 42	3-6, 1:08	INT	3rd - 5:33 (Punt)	LAC 12	3(-6), 1:40	PUNT
3rd - 0:23 (Punt)	BUF 34	6-12, 2:44	PUNT	3rd - 2:45 (INT)	LAC 25	3-6, 2:22	PUNT
4th - 7:11 (Punt)	BUF 3	1(-1), 0:11	INT	4th - 12:39 (Punt)	LAC 20	8-42, 5:28	PUNT
4th - 3:50 (KO)	BUF 25	12-75, 3:12	TD	4th - 7:00 (INT)	BUF 16	7-11, 3:10	FG
				4th - 0:38 (KO)	BUF 23	1(-1), 0:38	GAME

GAME 3

BILLS				VIKINGS			
RECEIVED	START	DRIVE	RESULT	RECEIVED	START	DRIVE	RESULT
1st - 15:00 (KO)	BUF 25	9-75, 4:59	TD	1st - 10:01 (KO)	MIN 7	3-3, 0:40	FUMBLE
1st - 9:21 (Fumble)	MIN 15	4-4, 1:57	FG	1st - 7:24 (KO)	MIN 25	3-0, 1:27	FUMBLE
1st - 5:57 (Fumble)	MIN 25	2-25, 0:48	TD	1st - 5:09 (KO)	MIN 25	5-19, 2:10	PUNT
1st - 2:59 (Punt)	BUF 35	11-65, 5:45	TD	2nd - 12:14 (KO)	MIN 8	3-1, 2:12	PUNT
2nd - 10:02 (Punt)	MIN 48	8-17, 3:46	FG	2nd - 6:16 (KO)	MIN 17	3-3, 1:40	PUNT
2nd - 4:36 (Punt)	BUF 10	9-40, 3:40	PUNT	2nd - 0:56 (Punt)	MIN 19	4-20, 0:56	HALF
3rd - 11:38 (Punt)	BUF 20	3(-2), 2:02	PUNT	3rd - 15:00 (KO)	MIN 22	6-20, 3:22	PUNT
3rd - 9:24 (INT)	BUF 34	8-18, 5:27	PUNT	3rd - 9:36 (Punt)	BUF 42	2-0, 0:12	INT
3rd - 2:40 (Punt)	BUF 31	3-8, 2:07	PUNT	3rd - 3:57 (Punt)	MIN 5	4-17, 1:17	PUNT
4th - 11:27 (Downs)	BUF 26	5-7, 4:08	PUNT	3rd - 0:33 (Punt)	MIN 13	12-61, 4:06	DOWNNS
4th - 2:59 (KO)	BUF 49	3-4, 1:06	PUNT	4th - 7:19 (Punt)	MIN 8	13-92, 4:20	TD
				4th - 1:53 (Punt)	MIN 5	7-76, 1:53	GAME

2018 DRIVE CHART



GAME 4

BILLS				PACKERS			
RECEIVED	START	DRIVE	RESULT	RECEIVED	START	DRIVE	RESULT
1st - 15:00 (KO)	BUF 19	3-9, 2:19	PUNT	1st - 12:41 (Punt)	GB 35	7-24, 4:27	PUNT
1st - 8:14 (Punt)	BUF 6	3-0, 0:20	PUNT	1st - 7:54 (Punt)	GB 44	6-56, 2:39	TD
1st - 5:15 (KO)	BUF 25	8-28, 3:48	PUNT	1st - 1:27 (Punt)	GB 17	9-83, 5:22	TD
2nd - 11:05 (KO)	BUF 15	3-(-5), 1:44	PUNT	2nd - 9:21 (Punt)	GB 43	2-6, 0:48	INT
2nd - 8:33 (INT)	GB 49	3-5, 1:01	PUNT	2nd - 7:32 (Punt)	GB 11	9-38, 4:51	PUNT
2nd - 2:41 (Punt)	BUF 20	9-60, 1:58	INT	2nd - 0:43 (INT)	GB 26	7-40, 0:43	FG
3rd - 11:13 (KO)	BUF 25	7-24, 5:08	INT	3rd - 15:00 (KO)	GB 25	10-57, 3:47	FG
3rd - 4:31 (Downs)	BUF 36	3-(-1), 1:51	PUNT	3rd - 6:05 (INT)	GB 30	5-34, 1:34	DOWNNS
3rd - 1:32 (Punt)	BUF 38	3-(-9), 1:44	PUNT	3rd - 2:40 (Punt)	GB 19	3-(-1), 1:08	PUNT
4th - 11:45 (Fumble)	GB 48	3-(-18), 1:54	PUNT	4th - 14:48 (Punt)	GB 33	6-15, 3:03	FUMBLE
4th - 6:02 (Punt)	BUF 16	7-57, 1:41	FUMBLE	4th - 9:51 (Punt)	GB 19	6-23, 3:49	PUNT
4th - 1:55 (KO)	BUF 25	4-25, 1:55	GAME	4th - 4:21 (Fumble)	GB 27	7-39, 2:26	FG

GAME 5

BILLS				TITANS			
RECEIVED	START	DRIVE	RESULT	RECEIVED	START	DRIVE	RESULT
1st - 14:29 (Fumble)	TEN 47	11-47, 5:26	TD	1st - 15:00 (KO)	TEN 25	4-18, 0:31	FUMBLE
1st - 7:55 (Punt)	BUF 8	5-15, 2:53	PUNT	1st - 9:03 (KO)	TEN 39	3-8, 1:08	PUNT
1st - 1:35 (KO)	BUF 29	7-26, 4:14	PUNT	1st - 5:02 (Punt)	BUF 25	7-18, 3:27	FG
2nd - 9:37 (INT)	TEN 37	9-25, 4:34	DOWNNS	2nd - 12:21 (Punt)	TEN 20	4-7, 2:44	INT
3rd - 15:00 (KO)	BUF 25	8-26, 5:10	PUNT	2nd - 5:03 (Downs)	TEN 12	11-52, 5:03	FG
3rd - 6:53 (Punt)	BUF 34	3-0, 0:23	PUNT	3rd - 9:50 (Punt)	TEN 5	5-8, 2:57	PUNT
3rd - 5:46 (Fumble)	TEN 49	7-27, 3:47	FG	3rd - 6:30 (Punt)	TEN 25	2-24, 0:44	FUMBLE
4th - 10:30 (KO)	BUF 25	5-15, 2:39	INT	3rd - 1:59 (KO)	TEN 25	14-54, 6:29	FG
4th - 4:43 (KO)	BUF 25	11-47, 4:43	FG	4th - 7:51 (INT)	TEN 46	7-22, 3:08	FG

GAME 6

BILLS				TEXANS			
RECEIVED	START	DRIVE	RESULT	RECEIVED	START	DRIVE	RESULT
1st - 15:00 (KO)	BUF 22	7-32, 3:53	PUNT	1st - 11:07 (Punt)	HOU 5	6-21, 3:32	PUNT
1st - 4:43 (KO)	BUF 23	5-9, 3:28	PUNT	1st - 7:35 (Muff Punt)	BUF 29	5-29, 2:52	TD
2nd - 13:41 (Punt)	BUF 34	6-13, 3:28	BLK PUNT	1st - 1:15 (Punt)	HOU 20	6-21, 2:34	PUNT
2nd - 8:33 (KO)	BUF 25	3-(-19), 2:44	PUNT	2nd - 10:13 (Blk Punt)	BUF 21	4-7, 1:40	FG
2nd - 0:39 (INT)	BUF 20	1-(-3), 0:39	HALF	2nd - 5:49 (Punt)	HOU 40	10-32, 5:10	INT
3rd - 14:23 (INT)	HOU 30	9-26, 4:11	FG	3rd - 15:00 (KO)	HOU 30	3-5, 0:37	INT
3rd - 7:17 (Punt)	BUF 10	3-7, 2:49	PUNT	3rd - 10:12 (KO)	HOU 25	5-23, 2:55	PUNT
3rd - 3:31 (Punt)	BUF 21	5-45, 1:19	FG	3rd - 4:28 (Punt)	HOU 31	3-3, 0:57	PUNT
3rd - 0:46 (Fumble)	HOU 32	5-32, 2:46	TD	3rd - 2:12 (KO)	HOU 25	3-7, 1:26	FUMBLE
4th - 10:27 (Punt)	BUF 7	9-34, 6:32	PUNT	4th - 13:00 (KO)	HOU 25	4-16, 2:33	PUNT
4th - 1:34 (KO)	BUF 25	2-0, 0:11	INT	4th - 3:55 (Punt)	HOU 8	9-84, 2:21	FG
4th - 1:23 (KO)	BUF 13	5-17, 1:00	INT	4th - 0:23 (INT)	BUF 21	1-(-1), 0:23	GAME

2018 DRIVE CHART



GAME 7

BILLS				COLTS			
RECEIVED	START	DRIVE	RESULT	RECEIVED	START	DRIVE	RESULT
1st - 13:11 (Punt)	BUF 20	8-30, 4:41	PUNT	1st - 15:00 (KO)	IND 25	3-9, 1:49	PUNT
1st - 6:50 (Punt)	BUF 23	3-4, 1:26	PUNT	1st - 8:30 (Punt)	IND 10	3-6, 1:40	PUNT
2nd - 13:31 (KO)	BUF 25	5-49, 2:37	FUMBLE	1st - 5:24 (Punt)	IND 25	13-75, 6:53	TD
2nd - 9:25 (KO)	BUF 27	3-4, 2:09	PUNT	2nd - 10:54 (Fumble)	IND 26	3-74, 1:29	TD
2nd - 1:41 (KO)	BUF 25	4-32, 1:28	INT	2nd - 7:16 (Punt)	IND 18	9-82, 5:35	TD
3rd - 15:00 (KO)	BUF 28	12-56, 7:18	FG	2nd - 0:13 (INT)	BUF 32	3-14, 0:13	FG
3rd - 2:39 (Punt)	BUF 16	5-25, 2:14	PUNT	3rd - 7:42 (KO)	IND 25	7-18, 5:03	PUNT
3rd - 0:20 (KO)	BUF 29	3-2, 0:36	FUMBLE	3rd - 0:25 (Punt)	IND 13	1-(-13), 0:05	SAFETY
4th - 13:13 (KO)	BUF 25	7-58, 2:20	DOWNS	4th - 14:44 (Fumble)	BUF 2	3-2, 1:31	TD
4th - 6:11 (Punt)	BUF 8	2-5, 0:39	INT	4th - 10:53 (Downs)	IND 17	8-35, 4:42	PUNT
4th - 5:26 (KO)	BUF 25	4-24, 1:13	INT	4th - 5:32 (INT)	BUF 20	1-20, 0:06	TD
				4th - 4:13 (INT)	IND 31	7-35, 4:13	DOWNS

GAME 8

BILLS				PATRIOTS			
RECEIVED	START	DRIVE	RESULT	RECEIVED	START	DRIVE	RESULT
1st - 12:43 (Punt)	BUF 32	6-25, 2:42	PUNT	1st - 15:00 (KO)	NE 25	6-9, 2:17	PUNT
1st - 4:46 (KO)	BUF 22	5-25, 3:06	PUNT	1st - 10:01 (Punt)	NE 20	15-73, 5:15	FG
2nd - 11:47 (KO)	BUF 32	3-4, 1:38	PUNT	1st - 1:40 (Punt)	NE 20	11-58, 4:53	FG
2nd - 5:42 (KO)	BUF 25	10-46, 4:03	FG	2nd - 10:09 (Punt)	NE 38	8-42, 4:27	FG
2nd - 0:05 (Miss FG)	BUF 40	1-(-1), 0:05	HALF	2nd - 1:39 (KO)	NE 25	7-43, 1:34	MISS FG
3rd - 15:00 (KO)	BUF 11	7-40, 3:35	PUNT	3rd - 11:15 (Punt)	NE 5	3-6, 1:59	PUNT
3rd - 9:16 (Punt)	NE 35	4-2, 1:37	FG	3rd - 7:39 (KO)	NE 25	7-29, 3:57	PUNT
3rd - 3:42 (Punt)	BUF 20	2-9, 0:47	FUMBLE	3rd - 2:55 (Fumble)	BUF 29	5-22, 0:52	FG
3rd - 2:03 (KO)	BUF 25	5-24, 2:15	PUNT	4th - 14:48 (Punt)	NE 15	10-85, 4:50	TD
4th - 9:58 (KO)	BUF 25	9-45, 4:04	INT	4th - 3:52 (Downs)	NE 32	3-7, 0:58	PUNT
4th - 5:54 (KO)	BUF 25	6-43, 2:02	DOWNS	4th - 0:48 (Downs)	NE 34	2-(-2), 0:48	GAME
4th - 2:54 (Punt)	BUF 30	7-36, 2:06	DOWNS				

GAME 9

BILLS				BEARS			
RECEIVED	START	DRIVE	RESULT	RECEIVED	START	DRIVE	RESULT
1st - 10:04 (Punt)	BUF 18	6-20, 2:39	PUNT	1st - 15:00 (KO)	CHI 25	8-34, 4:56	PUNT
1st - 2:30 (Punt)	BUF 11	3-(-2), 1:34	PUNT	1st - 7:25 (Punt)	CHI 17	6-34, 4:55	PUNT
2nd - 13:04 (KO)	BUF 25	6-30, 2:20	PUNT	1st - 0:56 (Punt)	BUF 37	6-37, 2:52	TD
2nd - 9:07 (Punt)	CHI 49	4-14, 2:00	FUMBLE	2nd - 10:44 (Punt)	CHI 11	3-4, 1:37	PUNT
2nd - 7:07 (KO)	BUF 25	2-(-1), 0:46	INT	2nd - 6:21 (INT)	BUF 38	3-(-3), 1:22	PUNT
2nd - 4:59 (Punt)	BUF 11	3-7, 1:27	INT	2nd - 1:23 (Punt)	BUF 23	2-23, 0:39	TD
2nd - 3:32 (KO)	BUF 25	3-(-12), 2:09	PUNT	3rd - 11:01 (KO)	CHI 25	5-70, 2:48	FG
2nd - 0:44 (KO)	BUF 25	5-62, 0:44	HALF	3rd - 6:54 (Punt)	BUF 46	1-0, 0:14	INT
3rd - 15:00 (KO)	BUF 25	12-52, 3:59	FG	3rd - 2:24 (Downs)	CHI 31	3-3, 2:07	PUNT
3rd - 8:13 (KO)	BUF 25	3-3, 1:19	PUNT	4th - 15:00 (INT)	BUF 28	4-1, 1:27	FG
3rd - 6:40 (INT)	CHI 42	8-11, 4:16	DOWNS	4th - 5:41 (KO)	50	4-50, 1:05	TD
3rd - 0:17 (Punt)	BUF 13	2-0, 0:17	INT	4th - 1:55 (Downs)	CHI 40	3-(-3), 1:55	GAME
4th - 13:33 (KO)	BUF 25	15-75, 7:52	TD				
4th - 4:36 (KO)	BUF 25	10-35, 2:41	DOWNS				

2018 DRIVE CHART



GAME 10

BILLS				JETS			
RECEIVED	START	DRIVE	RESULT	RECEIVED	START	DRIVE	RESULT
1st - 15:00 (KO)	BUF 25	2-75, 0:49	TD	1st - 14:11 (KO)	NYJ 25	3-4, 1:28	PUNT
1st - 12:43 (Punt)	BUF 29	4(-4), 1:12	PUNT	1st - 11:31 (Punt)	NYJ 44	3(-2), 2:02	PUNT
1st - 9:29 (Punt)	BUF 27	14-73, 7:17	TD	1st - 2:12 (KO)	NYJ 25	3(-1), 0:55	PUNT
1st - 1:17 (Punt)	BUF 27	5-37, 2:25	FG	2nd - 13:52 (KO)	NYJ 25	3-8, 1:00	PUNT
2nd - 12:52 (Punt)	BUF 36	9-64, 4:54	TD	2nd - 7:58 (KO)	NYJ 30	7-23, 4:03	INT
2nd - 3:55 (INT)	BUF 46	7-54, 3:13	TD	2nd - 0:42 (KO)	NYJ 37	6-26, 0:42	FG
3rd - 12:53 (Punt)	BUF 17	4-21, 2:43	PUNT	3rd - 15:00 (KO)	NYJ 28	6-11, 2:07	PUNT
3rd - 6:32 (KO)	BUF 35	12-65, 5:59	TD	3rd - 10:10 (Punt)	NYJ 27	7-73, 3:38	TD
4th - 14:47 (Punt)	BUF 40	3-1, 2:07	PUNT	3rd - 0:33 (KO)	NYJ 29	3-1, 0:46	PUNT
4th - 10:15 (INT)	BUF 46	3-1, 1:32	PUNT	4th - 12:40 (Punt)	NYJ 19	8-44, 2:25	INT
4th - 8:05 (Punt)	NYJ 48	9-35, 5:21	FG	4th - 8:43 (Punt)	NYJ 20	3-2, 0:38	PUNT
4th - 1:50 (Downs)	NYJ 38	3-5, 1:50	GAME	4th - 2:44 (KO)	NYJ 33	4-5, 0:54	DOWNNS

GAME 11

BILLS				JAGUARS			
RECEIVED	START	DRIVE	RESULT	RECEIVED	START	DRIVE	RESULT
1st - 15:00 (KO)	BUF 29	6-16, 3:31	PUNT	1st - 11:29 (Punt)	JAX 1	5-24, 4:04	PUNT
1st - 7:25 (Punt)	BUF 25	5-75, 2:23	TD	1st - 5:02 (KO)	JAX 30	3-5, 1:04	PUNT
1st - 3:58 (Punt)	BUF 14	3-86, 1:19	TD	1st - 2:39 (KO)	JAX 26	11-74, 6:41	TD
2nd - 10:58 (KO)	BUF 25	3-7, 2:10	PUNT	2nd - 8:48 (Punt)	JAX 26	6-74, 3:18	TD
2nd - 5:30 (KO)	BUF 38	5-0, 3:51	PUNT	2nd - 1:39 (Punt)	JAX 27	4-22, 1:01	INT
2nd - 0:38 (INT)	BUF 39	3-9, 0:38	HALF	3rd - 15:00 (KO)	JAX 25	3-6, 0:57	PUNT
3rd - 14:03 (Punt)	BUF 26	5-19, 2:59	PUNT	3rd - 11:04 (Punt)	JAX 20	6-17, 3:32	PUNT
3rd - 7:32 (Punt)	BUF 19	3-3, 1:20	PUNT	3rd - 6:12 (Punt)	BUF 47	10-23, 5:37	MISS FG
3rd - 0:35 (Miss FG)	BUF 32	3-68, 0:43	TD	4th - 14:52 (KO)	JAX 25	3(-10), 1:33	PUNT
4th - 13:19 (Punt)	BUF 26	3-3, 1:37	PUNT	4th - 11:42 (Punt)	JAX 30	5-28, 2:22	PUNT
4th - 9:20 (Punt)	BUF 5	8-54, 3:32	PUNT	4th - 5:48 (Punt)	JAX 2	2-0, 0:47	INT
4th - 5:01 (INT)	JAX 18	6-14, 1:55	FG	4th - 3:06 (KO)	JAX 30	8-70, 1:46	TD
4th - 1:20 (KO)	50	2(-2), 1:20	GAME				

GAME 12

BILLS				DOLPHINS			
RECEIVED	START	DRIVE	RESULT	RECEIVED	START	DRIVE	RESULT
1st - 9:42 (KO)	BUF 25	6-15, 2:56	PUNT	1st - 15:00 (KO)	MIA 25	10-75, 5:18	TD
1st - 3:58 (Punt)	BUF 49	3(-6), 1:09	PUNT	1st - 6:46 (Punt)	MIA 13	3(-12), 2:48	PUNT
1st - 1:49 (Punt)	BUF 45	9-55, 5:05	TD	1st - 2:49 (Punt)	MIA 13	3-6, 1:00	PUNT
2nd - 9:29 (Punt)	BUF 42	3-3, 2:43	PUNT	2nd - 11:44 (KO)	MIA 14	3(-5), 2:15	PUNT
2nd - 0:40 (KO)	BUF 10	6-49, 0:40	INT	2nd - 6:46 (Punt)	MIA 22	5-10, 3:05	PUNT
3rd - 15:00 (KO)	BUF 7	10-79, 5:58	FG	2nd - 3:41 (Muff Punt)	BUF 36	6-36, 3:01	TD
3rd - 6:15 (Punt)	BUF 4	6-23, 2:58	PUNT	3rd - 9:02 (KO)	MIA 25	5-15, 2:47	PUNT
3rd - 1:48 (Punt)	BUF 23	4-18, 1:16	INT	3rd - 3:17 (Punt)	MIA 23	3-2, 1:29	PUNT
3rd - 0:24 (INT)	BUF 17	6-83, 3:24	TD	3rd - 0:32 (INT)	MIA 44	1-0, 0:08	INT
4th - 8:42 (KO)	BUF 25	8-38, 5:08	MISS FG	4th - 12:00 (KO)	MIA 25	6-75, 3:18	TD
4th - 2:33 (Punt)	BUF 10	7-60, 1:40	DOWNNS	4th - 3:34 (Miss FG)	MIA 45	3-6, 1:01	PUNT
				4th - 0:53 (Downs)	MIA 30	2(-2), 0:53	GAME

2018 DRIVE CHART



GAME 13

BILLS				JETS			
RECEIVED	START	DRIVE	RESULT	RECEIVED	START	DRIVE	RESULT
1st - 15:00 (KO)	BUF 27	11-73, 5:48	TD	1st - 9:12 (KO)	NYJ 14	3-9, 2:27	PUNT
1st - 6:45 (Punt)	BUF 25	3-4, 0:51	FUMBLE	1st - 5:54 (Fum)	BUF 32	4-3, 1:20	FG
1st - 4:34 (KO)	BUF 25	7-75, 3:27	TD	1st - 1:07 (KO)	BUF 46	10-43, 4:57	FG
2nd - 11:10 (KO)	BUF 29	8-58, 3:56	FG	2nd - 7:14 (KO)	BUF 8	1-8, 0:43	TD
2nd - 6:31 (KO)	BUF 25	2(-9), 1:44	INT	2nd - 4:47 (INT)	BUF 45	3-4, 1:35	PUNT
2nd - 3:12 (Punt)	BUF 9	12-60, 3:12	BLK FG	3rd - 15:00 (KO)	---	0-0, 0:09	FUMBLE
3rd - 14:51 (Fum)	NYJ 13	4-2, 1:29	FG	3rd - 13:22 (KO)	NYJ 35	9-32, 5:14	INT
3rd - 8:08 (INT)	BUF 14	9-31, 5:00	PUNT	3rd - 3:08 (Punt)	NYJ 15	11-85, 6:02	TD
4th - 12:06 (KO)	BUF 16	9-48, 4:17	MISS FG	4th - 7:49 (Miss FG)	NYJ 44	3-4, 1:33	PUNT
4th - 6:16 (Punt)	BUF 20	9-62, 3:45	FG	4th - 2:31 (KO)	NYJ 39	9-61, 1:14	TD
4th - 1:17 (KO)	BUF 22	2-0, 0:18	INT	4th - 0:59 (INT)	BUF 45	2(-2), 0:59	GAME

GAME 14

BILLS				LIONS			
RECEIVED	START	DRIVE	RESULT	RECEIVED	START	DRIVE	RESULT
1st - 15:00 (KO)	BUF 19	12-45, 7:41	PUNT	1st - 7:19 (Punt)	DET 20	5-30, 3:24	PUNT
1st - 3:55 (Punt)	BUF 14	6-22, 3:44	PUNT	1st - 0:11 (Punt)	DET 25	9-75, 4:26	TD
2nd - 10:45 (KO)	BUF 13	5-87, 2:50	TD	2nd - 7:55 (KO)	DET 23	9-77, 4:09	TD
2nd - 3:46 (KO)	BUF 25	4-19, 1:25	PUNT	2nd - 2:21 (Punt)	DET 18	4-19, 1:24	PUNT
2nd - 0:57 (Punt)	BUF 13	4-17, 0:57	HALF	3rd - 15:00 (KO)	DET 25	5-26, 1:55	PUNT
3rd - 13:05 (Punt)	BUF 13	9-39, 4:58	PUNT	3rd - 8:07 (Punt)	DET 10	3-9, 1:10	PUNT
3rd - 6:57 (Punt)	BUF 36	8-51, 3:38	DOWNNS	3rd - 3:19 (Downns)	DET 13	7-32, 4:17	PUNT
4th - 14:02 (Punt)	BUF 20	3-0, 0:37	PUNT	4th - 13:25 (Punt)	DET 18	3-2, 1:42	PUNT
4th - 11:43 (Punt)	BUF 39	2-61, 1:17	TD	4th - 10:26 (KO)	DET 25	8-45, 4:36	MISS FG
4th - 5:50 (Miss FG)	BUF 38	3-2, 1:09	PUNT	4th - 4:41 (Punt)	DET 30	3-3, 1:51	PUNT
4th - 2:50 (Punt)	BUF 24	8-35, 2:50	GAME				

GAME 15

BILLS				PATRIOTS			
RECEIVED	START	DRIVE	RESULT	RECEIVED	START	DRIVE	RESULT
1st - 15:00 (KO)	BUF 26	3-4, 1:36	PUNT	1st - 13:24 (Punt)	NE 23	3-7, 0:55	PUNT
1st - 12:29 (Punt)	BUF 15	3-5, 1:35	PUNT	1st - 10:54 (Punt)	NE 45	6-55, 3:22	TD
1st - 7:32 (Kickoff)	BUF 22	3-2, 1:53	PUNT	1st - 5:39 (Punt)	NE 12	9-36, 3:52	FUMBLE
1st - 1:47 (Fumble)	NE 40	6-16, 1:39	MISS FG	1st - 0:08 (Miss FG)	NE 33	3(-6), 1:21	PUNT
2nd - 13:47 (Punt)	BUF 26	3-7, 1:28	PUNT	2nd - 12:19 (Punt)	NE 44	5-56, 2:20	TD
2nd - 9:59 (KO)	BUF 37	1-0, 0:18	INT	2nd - 9:41 (INT)	BUF 49	4-24, 1:57	INT
2nd - 7:44 (INT)	BUF 29	10-46, 5:21	DOWNNS	2nd - 2:23 (Downns)	NE 25	4-33, 1:44	PUNT
2nd - 0:39 (Punt)	BUF 9	1-5, 0:39	HALF	3rd - 15:00 (KO)	NE 15	1-0, 0:12	INT
3rd - 14:48 (INT)	NE 24	4-7, 1:19	FG	3rd - 13:29 (KO)	NE 12	3-8, 2:13	PUNT
3rd - 11:16 (Punt)	BUF 41	5-36, 1:10	FG	3rd - 10:06 (KO)	NE 12	10-88, 5:01	TD
3rd - 5:05 (KO)	BUF 26	4-68, 2:17	FUMBLE	3rd - 2:48 (Fumble)	NE 6	11-54, 5:48	PUNT
4th - 12:00 (Punt)	BUF 8	3-3, 1:05	PUNT	4th - 10:55 (Punt)	BUF 24	6-19, 3:11	FG
4th - 7:44 (KO)	BUF 25	3(-2), 1:05	PUNT	4th - 6:39 (Punt)	BUF 33	4-4, 1:32	DOWNNS
4th - 5:07 (Downns)	BUF 29	4-19, 1:06	INT	4th - 4:01 (INT)	NE 39	3-0, 1:02	PUNT
4th - 2:59 (Punt)	BUF 20	9-80, 1:51	TD	4th - 1:08 (KO)	NE 42	2(-2), 1:08	GAME

2018 DRIVE CHART



GAME 17

BILLS				DOLPHINS			
RECEIVED	START	DRIVE	RESULT	RECEIVED	START	DRIVE	RESULT
1st - 15:00 (KO)	BUF 34	9-66, 4:46	TD	1st - 10:14 (KO)	MIA 19	3-9, 1:36	INT
1st - 8:38 (INT)	MIA 18	1-18, 0:07	TD	1st - 8:31 (KO)	MIA 22	8-32, 4:10	INT
1st - 4:21 (INT)	BUF 38	11-39, 6:24	MISS FG	2nd - 12:57 (MFG)	MIA 32	4-6, 2:16	PUNT
2nd - 10:41 (Punt)	BUF 26	3-(-5), 1:38	PUNT	2nd - 9:03 (Punt)	BUF 48	4-5, 2:39	PUNT
2nd - 6:24 (Punt)	BUF 11	3-9, 1:59	PUNT	2nd - 4:25 (Punt)	MIA 49	11-51, 3:31	TD
2nd - 0:54 (KO)	BUF 25	2-(-2), 0:15	INT-TD	3rd - 15:00 (KO)	MIA 32	3-1, 1:14	PUNT
2nd - 0:39 (KO)	BUF 21	1-7, 0:39	HALF	3rd - 9:09 (KO)	MIA 26	2-(-3), 0:24	FUMBLE
3rd - 13:46 (Punt)	BUF 22	10-78, 4:37	TD	3rd - 6:57 (KO)	MIA 34	11-55, 5:29	FG
3rd - 8:45 (Fumble)	MIA 23	5-23, 1:48	TD	4th - 14:51 (Punt)	MIA 26	4-16, 2:21	PUNT
3rd - 1:28 (KO)	BUF 25	3-5, 1:37	PUNT	4th - 11:13 (KO)	MIA 22	7-30, 3:04	FUMBLE
4th - 12:30 (Punt)	BUF 30	3-70, 1:17	TD	4th - 7:44 (KO)	MIA 25	3-2, 1:39	PUNT
4th - 8:09 (Fumble)	BUF 48	2-52, 0:25	TD	4th - 1:19 (Downs)	MIA 26	2-11, 1:19	GAME
4th - 6:05 (Punt)	BUF 48	8-27, 4:46	DOWNNS				

2018 MISCELLANEOUS STATS



BILLS WEEKLY NFL RANKINGS

WEEK	OFFENSE			DEFENSE		
	Rush	Pass	Total	Rush	Pass	Total
Week 1 at BAL	25	32	32	19	21	22
Week 2 vs. LAC	25†	31	31	22	16	18
Week 3 at MIN	19	30	31	5	18	11
Week 4 at GB	24	32	31	11	16	15
Week 5 vs. TEN	20	32	31	9	10†	6
Week 6 at HOU	20	32	31	8	6	3
Week 7 at IND	19	32	31	16	4	4
Week 8 vs. NE	21	32	31	17	3	4
Week 9 vs. CHI	30	32	31	11	3	3
Week 10 at NYJ	17	32	31	12	2	1
Week 11 (BYE)	17†	32	31	10	1	2
Week 12 vs. JAX	17	31	31	15	1	2
Week 13 at MIA	12	31	31	14	1	2
Week 14 vs. NYJ	9	31	31	9	1	1
Week 15 vs. DET	9	31	31	10	1	2
Week 16 at NE	12	31	31	19	1	2
Week 17 vs. MIA	9	31	30	16	1	2

PENALTY BREAKDOWN

UNIT	BILLS	OPPONENT
Total Penalties	116	99
Offensive	63	38
Defensive	34	47
Special Teams	19	14
Pre-snap/post-whistle	52	39

REPLAY CHALLENGES

	Challenges	Overtured
BILLS	6	0
OPPONENTS	2	0

FUMBLES/LOST

Allen 8/2, Anderson 3/2, McKenzie 2/1, Bojorquez 2/0, McCloud 2/1, Clay 1/1, Croom 2/2, Jones 1/0, M.Murphy 1/0, Ivory 1/0

LONGEST DRIVES

	BILLS	OPPONENTS
MOST PLAYS	15 11/4 vs. CHI Touchdown	15 10/29 vs. NE Field Goal
MOST YARDS	87 12/16 vs. DET Touchdown	92 9/23 at MIN Touchdown
MOST TIME	7:52 11/4 vs. CHI Touchdown	8:03 9/9 at BAL Touchdown

LONGEST TOUCHDOWN DRIVES

	BILLS	OPPONENTS
MOST PLAYS	15 11/4 vs. CHI Touchdown	13 10/21 at IND TD (most recent)
MOST YARDS	87 12/16 vs. DET Touchdown	92 9/23 at MIN Touchdown
MOST TIME	7:52 11/4 vs. CHI Touchdown	8:03 9/9 at BAL Touchdown

FIRST DOWNS GAINED

Player	Rush	Rec.	Total
Josh Allen	41	0	41
Zay Jones	0	33	33
Chris Ivory	25	7	32
LeSean McCoy	22	10	32
Robert Foster	0	20	20
Kelvin Benjamin	0	15	15
Isaiah McKenzie	4	10	14
Charles Clay	0	11	11
Jason Croom	0	10	10
Marcus Murphy	7	2	9
Andre Holmes	0	7	7
Keith Ford	4	1	5
Nathan Peterman	4	0	4
Patrick DiMarco	1	2	3
Logan Thomas	0	3	3
Deonte Thompson	0	3	3
Ray-Ray McCloud III	0	2	2
Dion Dawkins	0	1	1

2018 BIG PLAYS



25+ passing yards and 10+ rushing yards

BILLS					OPPONENT				
DATE	OPP.	PLAY	RUN	PASS	DATE	OPP.	PLAY	RUN	PASS
Sep. 9	at BAL	Josh Allen run	14		Sep. 9	at BAL	Joe Flacco to John Brown		29
		LeSean McCoy run	12				Joe Flacco to Nick Boyle		25
		Josh Allen run	11				Lamar Jackson run	16	
Sep. 16	LAC	Josh Allen to Zay Jones		57			Kenneth Dixon run	15	
		Josh Allen to Chris Ivory		30			Lamar Jackson run	10	
		LeSean McCoy run	27		Sep. 16	LAC	Philip Rivers to Virgil Green		25
		Josh Allen run	14				Austin Ekeler run	22	
Sep. 23	at MIN	Josh Allen to Chris Ivory		55			Melvin Gordon run	20T	
		Josh Allen to Jason Croom		26T			Austin Ekeler run	16	
		Josh Allen run	10T				Austin Ekeler run	16	
		Josh Allen run	10				Austin Ekeler run	10	
Sep. 30	at GB	Josh Allen to Kelvin Benjamin		34	Sep. 23	at MIN	Mike Boone run	11	
		LeSean McCoy run	11		Sep. 30	at GB	Aaron Rodgers to Ty Montgomery		43
Oct. 7	TEN	LeSean McCoy run	16				Aaron Rodgers to M. Valdez-Scarnting		38
		Josh Allen run	14T				Aaron Jones run	30	
		LeSean McCoy run	14				Aaron Rodgers to Geronimo Allison		27
Oct. 14	at HOU	Josh Allen to Kelvin Benjamin		39			Aaron Rodgers to Davante Adams		25
		LeSean McCoy run	14				Aaron Rodgers run	15	
		Josh Allen run	11				Jamaal Williams run	11	
Oct. 21	at IND	Derek Anderson to Kelvin Benjamin		32			Aaron Jones run	11	
		Marcus Murphy run	30				Aaron Rodgers run	10	
		Chris Ivory run	21		Oct. 7	TEN	Dion Lewis run	15	
		Chris Ivory run	20				Derrick Henry run	14	
Oct. 29	NE	LeSean McCoy run	12				Derrick Henry run	12	
		Derek Anderson to Kelvin Benjamin		40	Oct. 14	at HOU	Alfred Blue run	17	
		Chris Ivory run	13				Lamar Miller run	11	
Nov. 4	CHI	Nathan Peterman to Jason Croom		26	Oct. 21	at IND	Andrew Luck to Marlon Mack		29T
		Nathan Peterman run	24				Andrew Luck to Chester Rogers		29
		Chris Ivory run	18				Marlon Mack run	23	
		Chris Ivory run	16				Marlon Mack run	20T	
							Jordan Wilkins run	18	
							Nyheim Hines run	18	
							Jordan Wilkins run	16	
							Marlon Mack run	15	
							Nyheim Hines run	14	
							Marlon Mack run	10	
							Nyheim Hines run	10	
					Oct. 29	NE	Tom Brady to Chris Hogan		29
							Tom Brady to Julian Edelman		26
							Cordarelle Patterson run	22	
					Nov. 4	CHI	Jordan Howard run	10	
							Mitchell Trubisky to Trey Burton		26
							Jordan Howard run	18T	

2018 BIG PLAYS



25+ passing yards and 10+ rushing yards

BILLS					OPPONENT				
DATE	OPP.	PLAY	RUN	PASS	DATE	OPP.	PLAY	RUN	PASS
Nov.11	at NYJ	Matt Barkley to Robert Foster		47	Nov.11	at NYJ	Elijah McGuire run	13	
		LeSean McCoy run	28T				Trenton Cannon run	21	
		Isaiah McKenzie	12				Isaiah Crowell run	18	
		Matt Barkley to Zay Jones		33	Nov.25	JAX	Carlos Hyde run	10	
		LeSean McCoy run	23				Leonard Fournette run	16	
		Marcus Murphy run	17				Carlos Hyde run	11	
		Matt Barkley to Robert Foster		43			Leonard Fournette run	14	
		Isaiah McKenzie run	15				Dede Westbrook run	43	
Nov.25	JAX	Josh Allen to Kelvin Benjamin		32			Leonard Fournette run	15	
		Josh Allen to Robert Foster		75T			T.J. Yeldon run	13	
		Josh Allen run	14T				Blake Bortles to Donte Moncrief		29
		Josh Allen run					Blake Bortles run	10	
Dec.2	at Mia	LeSean McCoy run	12				Blake Bortles run	12	
		Josh Allen run	11				Blake Bortles to Dede Westbrook		25
		LeSean McCoy run	18				Blake Bortles run	11	
		Josh Allen run	17		Dec.2	at Mia	Brandon Bolden run	10	
		Josh Allen run	10				Kenyan Drake run	20	
		Josh Allen to Patrick DiMarco		38	Dec.9	NYJ	Sam Darnold to Robby Anderson		25
		Josh Allen run	28				Elijah McGuire run	34	
		Josh Allen to Zay Jones		25T			Sam Darnold to Robby Anderson		37
		Josh Allen run	25		Dec.16	DET	M. Stafford to Kenny Golladay		31
		Josh Allen run	26				Theo Riddick run	19	
		Josh Allen to Robert Foster		27			M. Stafford to Kenny Golladay		40
Dec.9	NYJ	Josh Allen run	31				Theo Riddick run	11	
		Isaiah McKenzie run	15T				Zach Zenner run	17	
		Josh Allen run	21				Zach Zenner run	11	
		Chris Ivory run	15		Dec.23	at NE	Cordarrelle Patterson run	12	
		Josh Allen run	13				Sony Michel run	19	
		Josh Allen run	12				Sony Michel run	12	
		Josh Allen to Robert Foster		38			Cordarrelle Patterson run	12	
Dec.16	DET	Josh Allen to Robert Foster		28			Cordarrelle Patterson run	15	
		Josh Allen run	10				James White run	27T	
		Josh Allen to Robert Foster		31			Sony Michel run	12	
		Josh Allen to Robert Foster		42T			Cordarrelle Patterson run	27	
		Josh Allen to Jason Croom		25			Sony Michel run	17	
Dec.23	at NE	Josh Allen to Robert Foster		25			Tom Brady to Rex Burkhead		25
		Josh Allen run	13				Tom Brady to Julian Edelman		32T
		Keith Ford run	11				Rex Burkhead run	10	
		Josh Allen to Zay Jones		31T			Phillip Dorsett run	17	
Dec.30	MIA	Josh Allen to Chris Ivory		46	Dec.30	MIA	Ryan Tannehill run	12	
		Josh Allen run	12				Kalen Ballage run	16	
		Josh Allen to Jason Croom		26					
		Josh Allen run	35						
		Josh Allen run	30T						
		Josh Allen to Zay Jones		26T					
		Chris Ivory run	10						

2018 THIRD DOWN AND RED ZONE



BILLS THIRD-AND...						
Date	Opp.	1-3	4-6	7-9	10+	TOTAL
Sep. 9	at BAL	0-0	0-2	1-7	1-6	2-15
Sep. 16	LAC	1-2	3-4	0-3	1-5	5-14
Sep. 23	at MIN	1-2	2-4	1-2	0-5	4-13
Sep. 30	at GB	0-3	0-5	2-2	1-6	3-16
Oct. 7	TEN	3-5	0-2	0-2	1-4	4-13
Oct. 14	at HOU	1-2	2-4	0-2	3-7	6-15
Oct. 21	at IND	1-1	0-3	1-3	0-2	2-9
Oct. 29	NE	1-3	3-3	0-3	0-5	4-14
Nov. 4	CHI	3-4	2-4	1-4	0-5	6-18
Nov. 11	at NYJ	1-2	4-7	2-4	1-3	8-16
Nov. 25	JAX	1-2	1-2	0-3	0-2	2-10
Dec. 2	at MIA	4-4	0-2	0-1	1-6	5-13
Dec. 9	NYJ	2-4	0-2	2-3	3-5	7-14
Dec. 16	DET	3-6	0-1	0-4	0-1	3-12
Dec. 23	at NE	1-3	1-5	0-1	0-3	2-12
Dec. 30	MIA	1-2	1-3	2-3	1-3	5-11
	TOTALS	24-45	19-53	12-47	13-68	68-215
	PCT.	53.3%	35.8%	25.5%	19.1%	31.6%

OPPONENTS THIRD-AND...						
Date	Opp.	1-3	4-6	7-9	10+	TOTAL
Sep. 9	at BAL	1-1	3-7	1-3	1-3	6-14
Sep. 16	LAC	1-3	1-2	0-2	1-2	3-9
Sep. 23	at MIN	4-6	0-3	1-5	0-0	5-14
Sep. 30	at GB	7-8	3-4	0-1	1-6	11-19
Oct. 7	TEN	2-4	1-2	1-3	2-3	6-12
Oct. 14	at HOU	2-3	0-3	0-3	1-4	3-13
Oct. 21	at IND	3-4	4-7	0-0	0-2	7-13
Oct. 29	NE	1-2	2-3	2-6	0-3	5-14
Nov. 4	CHI	0-2	0-2	1-3	2-4	3-11
Nov. 11	at NYJ	1-4	0-3	0-3	0-2	1-12
Nov. 25	JAX	4-6	0-3	0-1	1-3	5-13
Dec. 2	at MIA	0-1	0-2	2-4	0-2	2-9
Dec. 9	NYJ	3-4	1-2	1-2	1-5	6-13
Dec. 16	DET	2-4	1-2	1-5	1-2	5-13
Dec. 23	at NE	2-4	1-5	0-1	0-1	3-12
Dec. 30	MIA	1-2	1-3	1-5	0-1	3-12
	TOTALS	34-58	18-53	11-46	11-43	74-203
	PCT.	58.6%	34%	23.9%	26.2%	25.6%

BILLS RED ZONE						
Date	Opp.	ATT	TD	FG	PTS	TD%
Sep. 9	at BAL	1	0	1	3	0%
Sep. 16	LAC	3	2	1	17	66.7%
Sep. 23	at MIN	3	2	0	14	66.7%
Sep. 30	at GB	0	0	0	0	---
Oct. 7	TEN	3	1	0	7	33.3%
Oct. 14	at HOU	2	1	1	10	50%
Oct. 21	at IND	1	0	1	3	0%
Oct. 29	NE	0	0	0	0	0%
Nov. 4	CHI	1	1	0	6	100%
Nov. 11	at NYJ	5	4	1	31	80%
Nov. 25	JAX	3	2	1	17	66.7%
Dec. 2	at MIA	3	2	1	17	66.7%
Dec. 9	NYJ	5	2	3	23	40%
Dec. 16	DET	2	1	0	7	50%
Dec. 23	at NE	1	0	0	3	0%
Dec. 30	MIA	4	4	0	28	100%
	TOTALS	37	22	10	186	59.6%

OPPONENTS RED ZONE						
Date	Opp.	ATT	TD	FG	PTS	TD%
Sep. 9	at BAL	6	6	0	41	100%
Sep. 16	LAC	4	3	1	24	75%
Sep. 23	at MIN	1	1	0	7	100%
Sep. 30	at GB	3	2	1	16	66.7%
Oct. 7	TEN	1	0	1	3	0%
Oct. 14	at HOU	4	1	2	13	25%
Oct. 21	at IND	4	3	1	23	75%
Oct. 29	NE	3	1	2	12	33.3%
Nov. 4	CHI	4	3	1	24	75%
Nov. 11	at NYJ	1	1	0	7	100%
Nov. 25	JAX	4	3	0	21	75%
Dec. 2	at MIA	3	3	0	21	100%
Dec. 9	NYJ	4	3	1	24	75%
Dec. 16	DET	2	2	0	13	100%
Dec. 23	at NE	2	1	1	10	50%
Dec. 30	MIA	2	1	1	10	50%
	TOTALS	48	34	12	269	70.8%

2018 TURNOVER BREAKDOWN



BILLS TAKEAWAYS					
DATE	OPP.	TURNOVER	YARD LINE	QTR	RESULT
Sep. 9	at BAL	Matt Milano FR (Tremaine Edmunds FF)	BAL-40	2	MFG
Sep. 16	LAC	None	---	---	---
Sep. 23	at MIN	Lorenzo Alexander FR (Trent Murphy FF)	MIN-10	1	FG
		Matt Milano FR (Jerry Hughes FF)	MIN-27	1	TD
		Matt Milano INT (Kirk Cousins)	BUF-42	3	PUNT
Sep. 30	at GB	Jordan Poyer INT (Aaron Rodgers)	GB-49	2	PUNT
		Kyle Williams FR (Taron Johnson FF)	BUF-46	4	PUNT
Oct. 7	TEN	Matt Milano FR (T. Edmunds FF)	TEN-38	1	TD
		Taron Johnson INT (Marcus Mariota)	TEN-27	2	DOWNS
		Jordan Poyer FR (Shaq Lawson FF)	TEN-48	3	FG
Oct. 14	at HOU	Jordan Poyer INT (Deshaun Watson)	BUF-28	2	HALF
		Lorenzo Alexander INT (Deshaun Watson)	HST-35	3	FG
		Harrison Phillips FR (Trent Murphy FF)	HST-24	3	TD
Oct. 21	at IND	None	---	---	---
Oct. 29	NE	None	---	---	---
Nov. 4	CHI	Tre'Davious White INT (Mitchell Trubisky)	CHI-42	3	DOWNS
Nov. 11	at NYJ	Matt Milano INT (Josh McCown)	BUF-46	2	TD
		Micah Hyde INT (Josh McCown)	BUF-46	4	PUNT
Nov. 25	JAX	Matt Milano INT (Blake Bortles)	BUF-39	2	HALF
		Jordan Poyer INT (Blake Bortles)	JAX-18	4	FG
Dec. 2	at MIA	Micah Hyde INT (Ryan Tannehill)	BUF-17	3	TD (8pts)
Dec. 9	NYJ	Marcus Murphy FR (Siran Neal FF)	NYJ-13	3	FG
		Tremaine Edmunds INT (Sam Darnold)	BUF-14	3	PUNT
Dec. 16	DET	None	---	---	---
Dec. 23	at NE	Micah Hyde FR (Corey Thompson FF)	NE-40	1	MISS FG
		Lorenzo Alexander INT (Tom Brady)	BUF-29	2	DOWNS
		Jordan Poyer INT (Tom Brady)	NE-24	3	FG
Dec. 30	MIA	Tremaine Edmunds INT (Ryan Tannehill)	MIA-18	1	TD
		Tre'Davious White INT (Ryan Tannehill)	BUF-38	1	MISS FG
		Jordan Phillips FR (Shaq Lawson FF)	MIA-23	3	TD
		Trent Murphy FR	BUF-48	4	TD
TOTALS: 27 takeaways for 75 points					

2018 TURNOVER BREAKDOWN



BILLS GIVEAWAYS					
DATE	OPP.	TURNOVER	YARD LINE	QTR	RESULT
Sep. 9	at BAL	Nathan Peterman INT (Tony Jefferson)	BUF-18	2	FG
		Nathan Peterman INT (Brandon Carr)	BUF-26	3	TD
Sep. 16	LAC	Josh Allen INT (Adrian Phillips)	LAC-36	3	PUNT
		Josh Allen INT (Kyzir White)	BUF-25	4	FG
Sep. 23	at MIN	None	---	---	---
Sep. 30	at GB	Josh Allen INT (Jaire Alexander)	GB-20	2	FG
		Josh Allen INT (Ha Ha Clinton-Dix)	BUF-49	3	DOWNS
		Josh Allen fumble	GB-29	4	FG
Oct. 7	TEN	Josh Allen INT (Adoree' Jackson)	BUF-40	4	FG
Oct. 14	at HOU	Ray-Ray McCloud III muffed punt	HST-26	1	TD
		Nathan Peterman INT (Johnathan Joseph)	BUF-25	4	TD
		Nathan Peterman INT (Kareem Jackson)	BUF-30	4	GAME
Oct. 21	at IND	Charles Clay fumble	IND-22	2	TD (2 PT.)
		Derek Anderson INT (Mike Mitchell)	IND-43	2	FG
		Derek Anderson fumble	BUF-31	4	TD
		Derek Anderson INT (Kenny Moore II)	BUF-13	4	TD
		Derek Anderson INT (Corey Moore)	BUF-49	4	GAME
Oct. 29	NE	Derek Anderson fumble	BUF-29	3	FG
		Derek Anderson INT (Devin McCourty)	END ZONE	4	TD
Nov. 4	CHI	Jason Croom fumble	END ZONE	2	TD
		Nathan Peterman INT (Adrian Amos)	BUF-38	2	PUNT
		Nathan Peterman INT (Leonard Floyd)	END ZONE	2	TD
		Nathan Peterman INT (Kyle Fuller)	BUF-28	4	FG
Nov. 11	at NYJ	None	---	---	---
Nov. 25	JAX	None	---	---	---
Dec. 2	at MIA	Isaiah McKenzie muffed punt	BUF-36	2	TD
		Josh Allen INT (Xavien Howard)	MIA-15	2	HALF
		Josh Allen INT (Xavien Howard)	MIA-44	3	INT
Dec. 9	NYJ	Josh Allen fumble	BUF-32	1	FG
		Josh Allen INT (Trumaine Johnson)	BUF-45	2	PUNT
		Josh Allen INT (Trumaine Johnson)	BUF-45	4	GAME
Dec. 16	DET	None	---	---	---
Dec. 23	at NE	Josh Allen INT (J.C. Jackson)	BUF-49	2	INT
		Jason Croom fumble	NE-6	3	PUNT
		Josh Allen INT (Jason McCourty)	NE-39	4	PUNT
Dec. 30	MIA	Josh Allen INT (Reshad Jones)	END ZONE	2	TD

TOTALS: 32 giveaways for 105 points

2018 DRIVE EFFICIENCY



BILLS GAME-BY-GAME DRIVES

DATE	OPP.	QB	POSS	TD	FG	MFG	PUNT	INT	FUM	SAF	Downs	Clock	PTS	Pts/Poss
Sep. 9	at BAL	Peterman	10	0	0	1	5	2	0	0	1	1	0	0.0
		Allen	5	0	1	0	3	0	0	0	0	1	3	0.6
Sep. 16	LAC	Allen	11	2	2	0	5	2	0	0	0	0	20	1.8
Sep. 23	at MIN	Allen	11	3	2	0	6	0	0	0	0	0	27	2.5
Sep. 30	at GB	Allen	12	0	0	0	8	2	1	0	0	1	0	0.0
Oct. 7	TEN	Allen	9	1	2	0	4	1	0	0	1	0	13	1.4
Oct. 14	at HOU	Allen	8	0	2	0	5	0	1	0	0	1	6	1.3
		Peterman	4	1	0	0	1	2	0	0	0	0	7	1.8
Oct. 21	at IND	Anderson	11	0	1	0	4	3	2	1	1	0	5	0.5
Oct. 29	NE	Anderson	12	0	2	0	5	1	1	0	2	1	6	0.5
Nov. 4	CHI	Peterman	14	1	1	0	5	3	1	0	2	1	9	0.6
Nov. 11	at NYJ	Barkley	12	5	2	0	4	0	0	0	0	1	41	3.4
Nov. 25	JAX	Allen	13	3	1	0	7	0	0	0	0	2	24	1.9
Dec. 2	at MIA	Allen	11	2	1	1	4	2	1	0	1	0	17	1.6
Dec. 9	NYJ	Allen	11	2	3	2	1	2	1	0	0	0	23	2.1
Dec. 16	DET	Allen	11	2	0	0	6	0	0	0	1	2	14	1.3
Dec. 23	at NE	Allen	15	1	2	1	6	2	1	0	1	1	12	0.8
Dec. 30	MIA	Allen	13	6	0	1	3	1	0	0	1	1	42	3.2
TOTALS			193	29	22	6	82	23	9	1	11	13	269	1.4

OPPONENT GAME-BY-GAME DRIVES

DATE	OPP.	QB	POSS	TD	FG	MFG	PUNT	INT	FUM	SAF	Downs	Clock	PTS	Pts/Poss
Sep. 9	at BAL	Flacco	10	5	2	0	2	0	1	0	0	0	40	4.0
		Jackson	4	1	0	0	3	0	0	0	0	0	7	1.8
Sep. 16	LAC	Rivers	11	4	1	0	5	0	0	0	0	1	31	2.6
		Smith	1	0	0	0	0	0	0	0	0	1	0	0.0
Sep. 23	at MIN	Cousins	12	1	0	0	5	1	2	0	1	2	6	0.5
Sep. 30	at GB	Rodgers	12	2	3	0	4	1	1	0	1	0	22	1.8
Oct. 7	TEN	Mariota	9	0	4	0	2	1	2	0	0	0	12	1.3
Oct. 14	at HOU	Watson	13	2	2	0	5	2	1	0	0	2	20	1.5
Oct. 21	at IND	Luck	10	4	1	0	4	0	0	0	0	0	31	3.1
		Brissett	2	1	0	0	0	0	0	0	1	0	6	3.0
Oct. 29	NE	Brady	10	2	4	1	4	0	0	0	0	0	25	2.5
		Hoyer	1	0	0	0	0	0	0	0	0	1	0	0
Nov. 4	CHI	Trubisky	11	5	2	0	5	1	0	0	0	0	41	3.7
		Daniel	1	0	0	0	0	0	0	0	0	1	0	0.0
Nov. 11	at NYJ	McCown	12	1	1	0	7	2	0	0	1	0	10	0.8
Nov. 25	JAX	Bortles	12	3	0	1	6	2	0	0	0	0	21	1.8
Dec. 2	at MIA	Tannehill	12	3	0	0	7	1	0	0	0	1	21	1.8
Dec. 9	NYJ	Darnold	11	3	2	0	3	1	1	0	0	1	27	2.5
Dec. 16	DET	Stafford	10	2	0	1	7	0	0	0	0	0	13	1.3
Dec. 23	at NE	Brady	12	3	1	0	5	2	1	0	0	0	24	2.0
		Hoyer	3	0	0	0	1	0	0	0	1	1	0	0.0
Dec. 30	MIA	Tannehill	12	2	1	0	5	2	2	0	0	1	17	1.4
TOTALS			191	44	24	3	80	16	11	0	5	12	374	1.9

THE LAST TIME ...



PUNT RETURNED FOR A TD

By Bills: Marcus Thigpen vs. Green Bay Packers 12/14/14 (75 yards)
By Opponent: Travis Benjamin at Cleveland Browns, 10/3/13 (79 yards)

KICKOFF RETURNED FOR A TD

By Bills: CJ Spiller vs. Miami Dolphins 9/14/14 (102+ yards)
By Opponent: Marcus Thigpen vs. Miami Dolphins, 11/15/12 (96 yards)

INTERCEPTION RETURNED FOR A TD

By Bills: Jordan Poyer (19 yards) at New England Patriots, 12/24/17
By Opponent: Reshad Jones (29 yards) vs. Miami Dolphins, 12/30/18

AT LEAST TWO INTERCEPTIONS IN A GAME

By Bills: Micah Hyde (2) at Atlanta Falcons, 10/1/17
By Opponent: Trumaine Johnson (2) vs. New York Jets, 12/9/18

FUMBLE RETURNED FOR A TD

By Bills: Matt Milano (40 yards) vs. Oakland Raiders, 10/29/17
By Opponent: Eddie Jackson (65 yards) vs. Chicago Bears, 11/4/18

PUNT BLOCKED

By Bills: Jerry Hughes at Seattle Seahawks, 11/7/16
By Opponent: Matthew Slater at New England Patriots, 12/23/18

PUNT BLOCK RETURNED FOR A TD

By Bills: Manny Lawson vs. N.Y. Jets 11/24/14 (in end zone - Boobie Dixon blocked Ryan Quigley's punt)
By Opponent: Lex Hilliard at Miami Dolphins, 11/20/11 (in end zone - Chris Clemons blocked P Brian Moorman's punt)

FIELD GOAL BLOCKED

By Bills: Stephen Hauschka vs. New York Jets, 12/9/18 By Opponent: Joe Haden vs. Cleveland Browns, 11/30/14

FIELD GOAL BLOCK RETURNED FOR TD

By Bills: Cornelius Bennett vs. Denver Broncos, 9/30/90 (80 yards after Nate Odomes blocked David Treadwell's att.)
By Opponent: Lemar Parrish, Cincinnati Bengals, 11/8/70 (83 yards after Ken Riley blocked Grant Guthrie's att.)

EXTRA POINT BLOCKED

By Bills: Alex Carrington at San Diego Chargers, 12/11/11 By Opponent: Cam Thomas at LA, 10/9/16

EXTRA POINT MISSED

By Bills: Missed - Stephen Hauschka at Miami Dolphins, 12/2/2018
By Opponent: Missed- Adam Vinatieri at Indianapolis Colts, 10/21/18

TWO POINT CONVERSION ATTEMPTED AND SUCCESSFUL

By Bills: Josh Allen pass to Zay Jones at Miami Dolphins, 12/2/2018
By Opponent: Marlon Mack run vs. Indianapolis Colts, 10/21/18

TWO POINT CONVERSION FAILED

By Bills: Matt Darr pass incomplete at New England Patriots, 12/23/18
By Opponent: Sam Martin pass incomplete vs. Detroit Lions, 12/16/18

SAFETY RECORDED

By Bills: Andrew Luck fumble out of bound in end zone for a safety vs. Indianapolis Colts, 10/21/18
By Opponent: LeSean McCoy tackled in the end zone for a safety vs. Arizona Cardinals, 9/25/16

100 YARD INDIVIDUAL RUSHING GAME

By Bills: Josh Allen (101) vs. New York Jets, 12/9/2018
By Opponent: Sony Michel (116) at New England Patriots, 12/23/18

THE LAST TIME ...



200 YARD INDIVIDUAL RUSHING GAME

By Bills: Fred Jackson (212) vs. Indianapolis Colts, 1/3/10
By Opponent: Jay Ajayi (206) vs. Miami Dolphins, 12/24/16

TWO 100 YARD RUSHERS IN THE SAME GAME

By Bills: LeSean McCoy (112) & Karlos Williams (110) vs. Miami Dolphins 11/8/15
By Opponent: Mark Ingram (131) & Alvin Kamara (106) vs. New Orleans Saints 11/12/2017

100 YARD INDIVIDUAL RECEIVING GAME

By Bills: Robert Foster (108) vs. Detroit Lions, 12/16/18
By Opponent: Kenny Golladay (146) vs. Detroit Lions, 12/16/18

200 YARD INDIVIDUAL RECEIVING GAME

By Bills: Lee Evans (265 yards) at Houston Texans, 11/19/06
By Opponent: Wes Welker (217 yards) vs. New England Patriots, 9/25/11

TWO 100 YARD RECEIVERS IN THE SAME GAME

By Bills: Stevie Johnson (158 yards) and Lee Evans (105 yards) at Baltimore Ravens, 10/24/10
By Opponent: Eric Decker (126) and Brandon Marshall (101) vs. New York Jets, 9/15/16

300+ YARD INDIVIDUAL PASSING GAME

By Bills: Tyrod Taylor (329) vs. Miami Dolphins, 12/24/16
By Opponent: Tom Brady (324) vs. New England Patriots, 10/29/18

FIVE TOUCHDOWNS RUSHING

By Bills: Cookie Gilchrist vs. New York Titans, 12/8/63
By Opponent: Never accomplished

AT LEAST FOUR TOUCHDOWNS RUSHING

By Bills: Willis McGahee at Seattle Seahawks, 11/28/04
By Opponent: Clarence Williams at San Diego Chargers, 9/16/79

AT LEAST THREE TOUCHDOWNS RUSHING

By Bills: LeSean McCoy (3) vs. San Francisco 49ers, 10/16/16
By Opponent: Le'Veon Bell (3) vs. Pittsburgh Steelers, 12/11/16

AT LEAST TWO TOUCHDOWNS RUSHING

By Bills: Josh Allen (2) vs. Miami Dolphins, 12/30/18
By Opponents: Leonard Fournette (2) vs. Jacksonville Jaguars, 11/25/18

FOUR TD RECEPTIONS

By Bills: Don Beebe vs. Pittsburgh Steelers, 9/8/91
By Opponents: Randy Moss vs. New England Patriots, 11/18/07

AT LEAST THREE TD RECEPTIONS

By Bills: Steve Johnson at Cincinnati Bengals, 11/21/10
By Opponents: Marvin Harrison at Indianapolis Colts, 9/23/01

AT LEAST TWO TD RECEPTIONS

By Bills: Zay Jones (2) vs. Miami Dolphins, 12/30/18
By Opponents: T.Y. Hilton (2) at Indianapolis Colts, 10/21/18

SIX TD PASSES

By Bills: Jim Kelly vs. Pittsburgh Steelers, 9/8/91
By Opponents: Daryle Lamonica at Oakland Raiders, 10/19/69

AT LEAST FIVE TD PASSES

By Bills: Jim Kelly vs. Cincinnati Bengals, 10/21/91
By Opponent: Drew Brees at New Orleans Saints, 10/27/13

THE LAST TIME ...



AT LEAST FOUR TD PASSES

By Bills: Kyle Orton (4) at New York Jets, 10/26/14
By Opponent: Andrew Luck (4) at Indianapolis Colts, 10/21/18

AT LEAST THREE TD PASSES

By Bills: Tyrod Taylor (3) vs. Miami Dolphins, 12/24/16
By Opponents: Philip Rivers (3) vs. Los Angeles Chargers, 9/16/18

AT LEAST THREE SACKS

By Bills: (3.0) Lorenzo Alexander at LA Rams, 10/9/16
By Opponent: (3.0) Kyler Fackrell at Green Bay Packers, 9/30/18

LAST OVERTIME GAME

By Bills: 12/11/17 vs. Indianapolis Colts, W (13-7)

WON IN OVERTIME

By Bills: 12/11/17 vs. Indianapolis Colts (13-7)
By Opponent: 12/24/16 vs. Miami Dolphins (31-34)

SHUTOUT RECORDED

By Bills: 10/2/16 at New England Patriots (16-0)
By Opponent: 9/30/2018 at Green Bay Packers (22-0)

AT LEAST 200-YARDS RUSHING

By Bills: 212 vs. New York Jets, 11/11/18
By Opponent: 273 at New England Patriots, 12/23/18

AT LEAST 300-YARDS RUSHING

By Bills: 312 vs. San Francisco, 10/16/16 By Opponent: 311 at San Francisco, 10/7/12

AT LEAST 400 NET YARDS PASSING

By Bills: 437 at Minnesota Vikings, 9/15/02
By Opponent: 451 vs. New England Patriots, 09/20/15

AT LEAST 300 NET YARDS PASSING

By Bills: 317 vs. Miami Dolphins, 12/24/16
By Opponent: 311 vs. New England Patriots, 10/29/18

AT LEAST 500 TOTAL YARDS

By Bills: 589 vs. Miami Dolphins, 12/24/16
By Opponent: 507 vs. New England Patriots, 09/20/15

AT LEAST 400 TOTAL YARDS

By Bills: 415 at Miami Dolphins, 12/2/18
By Opponent: 423 at Green Bay Packers, 9/30/18

50 OR MORE POINTS

By Bills: 54 at Kansas City Chiefs, 11/23/08
By Opponent: 54 at Los Angeles Chargers, 11/19/17

40 OR MORE POINTS

By Bills: 42 vs. Miami Dolphins, 12/30/18
By Opponent: 41 vs. Chicago, 11/4/18

SCORED A TOUCHDOWN ON OFFENSE, DEFENSE AND SPECIAL TEAMS

By Bills: at Denver Broncos, 12/24/11 (C. Spiller rushing TD, J. Byrd interception return and Sp. Johnson fumble return), L. McKelvin punt return)
By Opponent: at Cleveland Browns 10/3/13 (Josh Gordon receiving TD, T.J. Ward interception return, Travis Benjamin punt return TD)

RAVENS 47, BILLS 3

SUNDAY, SEPTEMBER 9, 2018 - M&T BANK STADIUM



EDMUNDS

TEAM STATISTICS

Bills		Ravens
10	First Downs	26
153	Net Yards Gained	369
22/83	Rushes/Yards	34/117
70	Net Yards Passing	252
33/11/2	Att/Comp/INT	38/26/0
6/28	Sacked/Yards Lost	2/8
8/49.6	Punts/Average	5/51.4
1/0	Fumbles/Lost	4/1
10/100	Penalties/Yards	9/78
24:46	Time of Possession	35:14
2-15	3rd Down Efficiency	6-14
2	Turnovers	1

BILLS INDIVIDUAL STATISTICS

- 
RUSHING
 M. Murphy 3-31, J. Allen 4-26, L. McCoy 7-22, C. Ivory 3-3, N. Peterman 1-1, C. Bojorquez 1-0
- 
RECEIVING
 Z. Jones 3-26, J. Croom 2-18, J. Kerley 2-7, L. Thomas 1-24, A. Holmes 1-14, K. Benjamin 1-10, L. McCoy 1--1
- 
PASSING
 Josh Allen 6-15-74-0TD
 Nathan Peterman 5-18-24-0TD-2INT
- 
SACKS
 T. Edmunds 1.0/0, K. Williams 0.5/4, T. Murphy 0.5/4
- 
FIELD GOALS
 S. Hauschka (52N, 35G)

SCORING RECAP

	1st	2nd	3rd	4th	Pts
Buffalo	0	0	3	0	3
Baltimore	14	12	14	7	47

- 1**
 - BAL - A. Collins, 8 run (10-80, 6:18)
 - BAL - J. Brown, 7 pass from Flacco (10-66, 3:59)
- 2**
 - BAL - J. Tucker, 41 FG (4--3, 0:49)
 - BAL - J. Tucker, 39 FG (4-8, 1:22)
 - BAL - M. Crabtree, 12 pass from Flacco (9-85, 2:35)
- 3**
 - BAL - W. Snead, 13 pass from Flacco (3-14, 1:20)
 - BAL - J. Allen, 1 run (1-1, 0:04)
 - BUF - S. Hauschka, 35 FG (12-46, 5:31)
- 4**
 - BAL - K. Dixon, 2 run (13-89, 8:03)

NOTABLES

- LB Tremaine Edmunds** became the youngest starting linebacker on opening day in the NFL Super Bowl Era. He also was the first Bills rookie with a sack in the season opener since 2002.
- QB Josh Allen, TE Jason Croom, WR Robert Foster, LB Tremaine Edmunds, DT Harrison Phillips, CB Taron Johnson, S Siran Neal and P Corey Bojorquez** all made their NFL debuts against the Ravens, while **S Rafael Bush, CB Phillip Gaines, RB Chris Ivory, WR Jeremy Kerley, DT Star Lotulelei, DE Trent Murphy and T Marshall Newhouse** made their Bills debut.

RAVENS INDIVIDUAL STATISTICS

- 
RUSHING
 K. Dixon 13-44, L. Jackson 7-39, J. Allen 4-17, A. Collins 7-13, J. Flacco 2-3, J. Brown 1-1
- 
RECEIVING
 J. Allen 5-15, W. Snead 4-49, J. Brown 3-44, N. Boyle 3-40, M. Crabtree 3-38, M. Williams 3-32, M. Andrews 3-31, A. Collins 1-6, C. Moore 1-5
- 
PASSING
 Joe Flacco 25-34-236-3TD
 Lamar Jackson 1-4-24-0TD
- 
SACKS
 T. Young 2.0/7, T. Williams 1.0/12, T. Suggs 1.0/5, Z. Smith 1.0/4, K. Young 1.0/0
- 
FIELD GOALS
 J. Tucker (41G, 39G)

CHARGERS 31, BILLS 20

SUNDAY, SEPTEMBER 16, 2018 - NEW ERA FIELD



ALLEN

TEAM STATISTICS

Bills		Chargers
17	First Downs	21
293	Net Yards Gained	349
22/84	Rushes/Yards	26/109
209	Net Yards Passing	240
33/18/2	Att/Comp/INT	27/23/0
5/36	Sacked/Yards Lost	2/16
5/44.6	Punts/Average	5/46.6
1/0	Fumbles/Lost	2/0
6/31	Penalties/Yards	6/45
26:58	Time of Possession	33:02
5-14	3rd Down Efficiency	3-9
2	Turnovers	0
67%	Red Zone TD %	75%

BILLS INDIVIDUAL STATISTICS

RUSHING

L. McCoy 9-39, J. Allen 8-32, C. Ivory 2-7-1TD, M. Murphy 3-6

RECEIVING

Z. Jones 2-63, C. Ivory 1-30, C. Clay 2-29, L. McCoy 4-29, P. DiMarco 1-24, A. Holmes 1-19, K. Benjamin 2-19, R. Foster 1-11, J. Croom 2-7, M. Murphy 1-7, L. Thomas 1-7

PASSING

Josh Allen 8-33-245-1TD-2INT

SACKS

J. Hughes 1.0/9, L. Alexander 1.0/7

FIELD GOALS

S. Hauschka (43G, 40G)

SCORING RECAP

	1st	2nd	3rd	4th	Pts
Los Angeles	14	14	0	3	31
Buffalo	0	6	7	7	20

- LA - M. Williams, 10 pass from Rivers (3-38, 1:27)
 - LA - M. Gordon, 20 run (6-61, 3:24)
- BUF - S. Hauschka, 43 FG (12-51, 5:40)
 - LA - M. Gordon, 9 pass from Rivers (5-75, 2:55)
 - LA - M. Gordon, 2 pass from Rivers (12-81, 6:46)
 - BUF - S. Hauschka, 40 FG (6-52, 1:08)
- BUF - C. Ivory, 1 run (7-75, 3:54)
- LA - C. Sturgis, 24 FG (7-11, 3:10)
 - BUF - K. Benjamin, 3 pass from Allen (12-75, 3:12)

NOTABLES

- QB Josh Allen** made his first NFL start, becoming the 13th rookie to start at the quarterback position in team history.
- DE Jerry Hughes** logged a sack against Chargers QB Philip Rivers, moving him into sole possession of eighth place on the Bills all-time sack list with 36.
- LB Julian Stanford, DT Robert Thomas** and **DE Nate Orchard** all made their debuts in Bills' uniforms.
- WR Kelvin Benjamin** scored his 20th career touchdown in the fourth quarter on a 3-yard pass from QB Josh Allen.

CHARGERS INDIVIDUAL STATISTICS

RUSHING

A. Ekeler 11-77, M. Gordon 9-28-1TD, P. Rivers 3-5, J. Jones 1-0, D. Newsome 1-0, G. Smith 1--1

RECEIVING

K. Allen 6-67, V. Green 3-55, Ty. Williams 3-48, M. Gordon 6-38-2TD, M. Williams 2-27-1TD, A. Ekeler 3-21

PASSING

P. Rivers 23-27-256-3TD

SACKS

M. Ingram 1.5/13.5, J. Brown 1.0/8, D. James 1.0/6, U. Nwosu 1.0/3, D. Square 0.5/5.5

FIELD GOALS

C. Sturgis (24G)

BILLS 27, VIKINGS 6

SUNDAY, SEPTEMBER 23, 2018 - U.S. BANK STADIUM



TEAM STATISTICS

Bills		Vikings
16	First Downs	21
292	Net Yards Gained	292
38/128	Rushes/Yards	6/14
164	Net Yards Passing	278
22/15/0	Att/Comp/INT	55/40/1
3/32	Sacked/Yards Lost	4/18
6/43.2	Punts/Average	5/51.8
3/0	Fumbles/Lost	4/2
12/84	Penalties/Yards	6/59
35:45	Time of Possession	24:15
4-13	3rd Down Efficiency	5-14
0	Turnovers	3
67%	Red Zone TD %	100%

BILLS INDIVIDUAL STATISTICS

RUSHING

C. Ivory 20-56, J. Allen 10-39-2TD, M. Murphy 8-33

RECEIVING

C. Ivory 3-70, K. Benjamin 3-29, A. Holmes 3-29, J. Croom 1-26-1TD, C. Clay 2-18, Z. Jones 1-17, R. McCloud 1-6, M. Murphy 1-1

PASSING

Josh Allen 5-22-196-1TD

SACKS/INTERCEPTIONS

M. Milano 1.0/8, K. Williams 1.0/8, J. Hughes 1.0/2, T. Murphy 1.0/0 / M. Milano 1-0

FIELD GOALS

S. Hauschka (50G)

SCORING RECAP

	1st	2nd	3rd	4th	Pts
Buffalo	17	10	0	0	27
Minnesota	0	0	0	6	6

- 1**
- BUF - J. Allen, 10 run (9-75, 4:59)
 - BUF - S. Hauschka, 30 FG (4-4, 1:57)
 - BUF - J. Croom, 26 pass from Allen (2-25, 0:48)

- 2**
- BUF - J. Allen, 1 run (11-65, 5:45)
 - BUF - S. Hauschka, 50 FG (8-17,3:46)

- 3**
- None

- 4**
- MIN - K. Rudolph, 4 pass from Cousins (13-92, 4:20)

NOTABLES

- **The Bills' defense** held the Vikings to only 14 rushing yards -- the second-best performance in franchise history against the rush (5 at NYJ, 10/30/66).
- **QB Josh Allen** became only the 3rd rookie QB in Super Bowl Era history to have two rushing touchdowns and one passing in the first half of a game, joining Russell Wilson (12/16/12) and Virgil Carter (11/10/68).
- 17 points in the first quarter is the most by the **Bills** since the final game of the 2011 season vs. the Patriots.
- **WR Ray-Ray McCloud III** made his NFL debut.

VIKINGS INDIVIDUAL STATISTICS

RUSHING

M. Boone 2-11, K. Cousins 2-2, L. Murray 2-1

RECEIVING

A. Thielen 14-105, K. Rudolph 5-48-1TD, C. Ham 5-47, L. Murray 5-30, L. Treadwell 4-33, S. Diggs 4-17, A. Robinson 1-9, T. Conklin 1-7

PASSING

Kirk Cousins 40-55-296-1TD-1INT

SACKS

H. Smith 1.0/19, D. Hunter 1.0/7, S. Weatherly 1.0/6

FIELD GOALS

None

PACKERS 22, BILLS 0

SUNDAY, SEPTEMBER 30, 2018 - LAMBEAU FIELD



TEAM STATISTICS

Bills		Packers
11	First Downs	22
145	Net Yards Gained	423
16/58	Rushes/Yards	32/141
87	Net Yards Passing	282
33/16/2	Att/Comp/INT	40/22/1
7/64	Sacked/Yards Lost	2/16
8/43.5	Punts/Average	4/42.8
1/1	Fumbles/Lost	3/1
3/20	Penalties/Yards	5/60
25:23	Time of Possession	34:37
3-16	3rd Down Efficiency	11-19
3	Turnovers	2
0%	Red Zone TD %	67%

BILLS INDIVIDUAL STATISTICS

RUSHING

L. McCoy 5-24, J. Allen 5-19, C. Ivory 6-15

RECEIVING

C. Clay 4-40, Z. Jones 4-38, L. McCoy 3-13, A. Holmes 2-8, K. Benjamin 1-34, J. Croom 1-13, K. Lee 1-5

PASSING

Josh Allen 6-33-151-0TD-2INT

SACKS/INTERCEPTIONS

S. Neal 1.0/10, T. Johnson 1.0/6
J. Poyer 1-11

FIELD GOALS

None

SCORING RECAP

	1st	2nd	3rd	4th	Pts
Buffalo	0	0	0	0	0
Green Bay	6	10	3	3	22

1 • GB - J. Graham, 3 pass from Rodgers (PAT failed), (6-56, 2:39)

2 • GB - A. Jones, 3 run (9-83, 5:22)
• GB - M. Crosby, 52 FG (7-40, 0:43)

3 • GB - M. Crosby, 36 FG (10-57, 3:47)

4 • GB - M. Crosby, 52 FG (7-39, 2:26)

NOTABLES

- **CB Taron Johnson** and **S Siran Neal** became the first pair of rookie defensive backs to each record a sack in the same game.
- With his 24 rushing yards, **RB LeSean McCoy** moved in to sixth place on the Bills' all-time rushing list.
- **S Jordan Poyer** recorded his first interception of the 2018 season and ended Aaron Rodgers' streak of 150 passes without an interception.
- **TE Charles Clay** brought his career receiving total to 3,534 yards.

PACKERS INDIVIDUAL STATISTICS

RUSHING

A. Jones 11-65-1TD, A. Rodger 5-31, J. Williams 11-27, T. Montgomery 5-18

RECEIVING

D. Adams 8-81, G. Allison 6-80, J. Graham 3-21-1TD, T. Montgomery 2-56, M. Valdes-Scantling 1-38, A. Jones 1-17, L. Kendricks 1-5

PASSING

Aaron Rodgers 22-40-298-1TD-1INT

SACKS

K. Fackrell 3.0/24, J. Whitehead 1.0/16, B. Martinez 1.0/8, R. Gilbert 1.0/7, C. Matthews 0.5/4.5, N. Perry 0.5/4.5

FIELD GOALS

Mason Crosby (52G, 36G, 52G)

BILLS 13, TITANS 12

SUNDAY, OCTOBER 7, 2018 - NEW ERA FIELD



TEAM STATISTICS

Titans		Bills	
15	First Downs	18	
221	Net Yards Gained	223	
25/100	Rushes/Yards	43/144	
121	Net Yards Passing	79	
26/14/1	Att/Comp/INT	20/10/1	
2/8	Sacked/Yards Lost	1/3	
2/53.0	Punts/Average	4/43.8	
3/2	Fumbles/Lost	0/0	
5/40	Penalties/Yards	4/30	
26:11	Time of Possession	33:49	
6-12	3rd Down Efficiency	4-13	
3	Turnovers	1	
0%	Red Zone TD %	33.3%	

BILLS INDIVIDUAL STATISTICS

RUSHING

L. McCoy 24-85, C. Ivory 14-43, J. Allen 4-19-1TD, R. McCloud 1--3

RECEIVING

Z. Jones 3-20, L. McCoy 2-23, J. Croom 2-9, C. Clay 1-12, K. Benjamin 1-11, R. McCloud 1-7

PASSING

Josh Allen 10-19-82-0TD-1INT

SACKS/INTERCEPTIONS

T. Murphy 1.0/5, J. Hughes 1.0/3, T. Johnson 1-2

FIELD GOALS

Stephen Hauschka (40G, 46G)

SCORING RECAP

	1st	2nd	3rd	4th	Pts
Tennessee	3	3	0	6	12
Buffalo	7	0	3	3	13

- BUF - J. Allen, 14 run (11-47, 5:26)
 - TEN - R. Succop, 25 FG (7-18, 3:27)
- TEN - R. Succop, 54 FG (11-52, 5:03)
- BUF - S. Hauschka, 40 FG (7-27, 3:47)
- TEN - R. Succop, 39 FG (14-54, 6:29)
 - TEN - R. Succop, 50 FG (7-22, 3:08)
 - BUF - S. Hauschka, 46 FG (11-47, 4:43)

NOTABLES

- **The Buffalo Bills** forced three fumbles and recovered two in their win against the Titans. The Titans had not lost a fumble in the 2018 season.
- **QB Josh Allen** rushed for a 14-yard touchdown in the first quarter. With the score, Allen set a new Bills' rookie record for the most rushing touchdowns in a season (3).
- **Head coach Sean McDermott** is off to a 7-3 start at home in his career. That record is second amongst all Bills head coaches (Wade Phillips, 8-2).

TITANS INDIVIDUAL STATISTICS

RUSHING

D. Henry 11-56, D. Lewis 12-34, M. Mariota 2-10

RECEIVING

C. Davis 4-49, T. Taylor 3-30, T. Sharpe 3-30, D. Lewis 3-14, D. Jennings 1-6

PASSING

Marcus Mariota 14-26-129-0TD-1INT

SACKS/INTERCEPTIONS

J. Brown 1.0/3, A. Jackson 1-7

FIELD GOALS

Ryan Succop (25G, 54G, 39G, 50G)

TEXANS 20, BILLS 13

SUNDAY, OCTOBER 14, 2018 - NRG STADIUM



TEAM STATISTICS

Bills		Texans
12	First Downs	15
229	Net Yards Gained	216
27/100	Rushes/Yards	24/74
129	Net Yards Passing	142
29/16/2	Att/Comp/INT	26/15/2
2/16	Sacked/Yards Lost	7/35
6/40.5	Punts/Average	5/40.6
2/1	Fumbles/Lost	3/1
12/104	Penalties/Yards	6/50
33:00	Time of Possession	27:00
6-15	3rd Down Efficiency	3-13
3	Turnovers	3
50%	Red Zone TD %	25%

BILLS INDIVIDUAL STATISTICS

RUSHING

L. McCoy 16-73, J. Allen 4-20, C. Ivory 6-5, N. Peterman 1-2

RECEIVING

K. Benjamin 2-43, Z. Jones 3-35-1TD, L. McCoy 3-21, C. Clay 4-20, A. Holmes 1-20, C. Ivory 1-4, R. McCloud 1-2

PASSING

Josh Allen 10-17-84-0TD
Nathan Peterman 6-12-61-1TD-2INT

SACKS

K. Williams 2.0/13, L. Alexander 1.5/11.5, J. Hughes 1.5/6, S. Lawson 1.0/2, R. Bush 0.5/1.5, T. Murphy 0.5/10

FIELD GOALS

Stephen Hauschka (23G, 52G)

SCORING RECAP

	1st	2nd	3rd	4th	Pts
Buffalo	0	0	6	7	13
Houston	7	3	0	10	20

- 1** • HOU - D. Hopkins, 13 pass from Watson (5-29, 2:52)
- 2** • HOU - K. Fairbairn, 33 FG (4-7, 1:40)
- 3** • BUF - S. Hauschka, 23 FG (9-26, 4:11)
• BUF - S. Hauschka, 52 FG (5-45, 1:19)
- 4** • BUF - Z. Jones, 16 pass from Peterman (5-32, 2:46)
• HOU - K. Fairbairn, 27 FG (9-84, 2:21)
• HOU - J. Joseph, 28 INT Return

NOTABLES

- **S Jordan Poyer** picked off Houston QB DeShaun Watson, making it the third consecutive game Poyer had a takeaway. It marks his second three-game takeaway streak in two years.
- **DT Kyle Williams** tied his single-game career high with two sacks.
- K Stephen Hauschka made a 53-yard field goal, marking his 25th career make from 50+ and ninth since joining the Bills. Only Matt Bryant (ATL) has more 50+ yard field goals since the start of 2017.
- **RB LeSean McCoy** moved to 29th on the all-time career rushing list with 10,335 yards.

TEXANS INDIVIDUAL STATISTICS

RUSHING

L. Miller 15-46, A. Blue 7-26, D. Watson 2-2

RECEIVING

D. Hopkins 5-63-1TD, K. Coutee 3-33, W. Fuller 2-33, L. Miller 2-25, A. Blue 2-17, J. Akins 1-6

PASSING

DeShaun Watson 15-25-177-1TD-2INT
DeAndre Hopkins 0-1-0

SACKS

J. Watt 1.0/11, B. McKinney 1.0/5

FIELD GOALS

Ka'imi Fairbairn (33G, 27G)

COLTS 37, BILLS 5

SUNDAY, OCTOBER 21, 2018 - LUCAS OIL STADIUM



IVORY

TEAM STATISTICS

Bills		Colts
15	First Downs	22
303	Net Yards Gained	376
22/135	Rushes/Yards	37/220
168	Net Yards Passing	156
31/20/3	Att/Comp/INT	23/17/0
2/7	Sacked/Yards Lost	0/0
4/46.3	Punts/Average	4/47.0
2/2	Fumbles/Lost	1/0
7/59	Penalties/Yards	4/35
26:41	Time of Possession	33:19
2-9	3rd Down Efficiency	7-13
5	Turnovers	0
0%	Red Zone TD %	75%

BILLS INDIVIDUAL STATISTICS

RUSHING

C. Ivory 16-81, M. Murphy 4-53, L. McCoy 2-1

RECEIVING

M. Murphy 6-17, K. Benjamin 4-71, Z. Jones 3-27, C. Ivory 3-25, C. Clay 3-14, A. Holmes 1-13, J. Croom 1-8

PASSING

Derek Anderson 20-31-175-0TD-3INT

INTERCEPTIONS

None

FIELD GOALS

Stephen Hauschka (34G)

SCORING RECAP

	1st	2nd	3rd	4th	Pts
Buffalo	0	0	5	0	5
Indianapolis	0	24	0	13	37

1

• None

2

- IND - E. Swoope, 17 pass from Luck (13-75, 6:53)
- IND - M. Mack, 29 pass from Luck (3-74, 1:29)
- IND - T. Hilton, 5 pass from Luck (9-82, 5:35)
- IND - A. Vinatieri, 36 FG (3-14, 0:13)

3

- BUF - S. Hauschka, 34 FG (12-56, 7:18)
- BUF - A. Luck, Fumble out of bounds for safety

4

- IND - T. Hilton, 1 pass from Luck (3-2, 1:31)
- IND - M. Mack, 20 run (1-20, 0:06)

NOTABLES

- **The Bills** recorded their first safety since against the Dolphins on 11/8/15 when Andrew Luck fumbled the ball out of the end zone.
- With his 81 rushing yards, **RB Chris Ivory** brought his career rushing total to 5,062 yards and career receptions to 102.
- **RB Marcus Murphy** recorded career highs in receptions (5) and rushing yards (53).
- **WR Kelvin Benjamin** had season highs in both receptions (4) and receiving yards (71).
- **WR Cam Phillips** made his NFL debut against the Colts.

COLTS INDIVIDUAL STATISTICS

RUSHING

M. Mack 19-126-1TD, N. Hines 5-47, J. Wilkins 6-46, A. Luck 3-5, J. Brissett 4--4

RECEIVING

C. Rogers 4-40, T. Hilton 425-2TD, E. Ebron 3-31, M. Mack 2-33-1TD, E. Swoope 1-17-1T, J. Wilkins 1-8, M. Alie-Cox 1-7, N. Hines 1--5

PASSING

Andrew Luck 17-23-156-4TD-0INT

INTERCEPTIONS

M. Mitchell 1-47, K. Moore II 1-4, C. Moore 1-0

FIELD GOALS

Adam Vinatieri (36G)

PATRIOTS 25, BILLS 6

MONDAY, OCTOBER 29, 2018 - NEW ERA FIELD



ALEXANDER

TEAM STATISTICS

Patriots		Bills
22	First Downs	16
387	Net Yards Gained	333
25/76	Rushes/Yards	19/46
311	Net Yards Passing	287
45/29/0	Att/Comp/INT	41/24/1
2/13	Sacked/Yards Lost	3/26
4/37.0	Punts/Average	5/39.6
1/0	Fumbles/Lost	3/1
5/33	Penalties/Yards	6/51
31:50	Time of Possession	28:10
5-14	3rd Down Efficiency	4-14
0	Turnovers	2
33	Red Zone TD %	0

BILLS INDIVIDUAL STATISTICS

RUSHING

C. Ivory 6-34, L. McCoy 12-13, D. Anderson 1-1

RECEIVING

L. McCoy 6-82, Z. Jones 6-55, C. Clay 3-36, K. Benjamin 2-45, A. Holmes 2-45, R. McCloud 1-16, J. Croom 1-14, C. Ivory 1-11, C. Phillips 1-9, P. DiMarco 1-0

PASSING

Derek Anderson 22-39-290-0TD-1INT
Nathan Peterman 2-2-23

SACKS

L. Alexander 2.0/13

FIELD GOALS

Stephen Hauschka (47G, 51G)

SCORING RECAP

	1st	2nd	3rd	4th	Pts
New England	3	6	3	13	26
Buffalo	0	3	3	0	6

- NE - S. Gostkowski, 25 FG (15-73, 5:15)
- NE - S. Gostkowski, 40 FG (11-58, 4:53)
• NE - S. Gostkowski, 38 FG (8-42, 4:27)
• BUF - S. Hauschka, 47 FG (10-46, 4:03)
- BUF - S. Hauschka, 51 FG (4-2, 1:37)
• NE - S. Gostkowski, 25 FG (5-22, 0:52)
- NE - J. White, 1 run (pass failed) (10-85, 4:50)
• NE - D. McCourtney, 84 INT return

NOTABLES

- Bills' Hall of Fame running back **Thurman Thomas** became the third player in franchise history to have his number retired. He was honored at halftime and joins QB Jim Kelly and DE Bruce Smith.
- **K Stephen Hauschka** scored six points, bringing his career total to 1,003. He became the 58th player in league history to surpass 1,000 career points.
- **WR Zay Jones** tied his career high in receptions with 6.
- **The Bills** tied a team record, having 10 different receivers record a catch.

PATRIOTS INDIVIDUAL STATISTICS

RUSHING

C. Patterson 10-38, J. White 8-15-1TD, J. Edelman 2-13, T. Brady 1-8, K. Barner 2-4, B. Hoyer 2-2

RECEIVING

J. Edelman 9-104, J. White 10-79, C. Hogan 2-49, R. Gronkowski 3-43, J. Gordon 4-42, J. Develin 1-7

PASSING

Tom Brady 29-45-324-0TD-0INT

SACKS

K. Van Noy 2.0/14, A. Clayborn 1.0/12

FIELD GOALS

Stephen Gostkowski (25G, 40G, 38G, 50WR, 25G)

BEARS 41, BILLS 9

SUNDAY, NOVEMBER 4, 2018 - NEW ERA FIELD



TEAM STATISTICS

Bears		Bills
11	First Downs	22
190	Net Yards Gained	264
25/64	Rushes/Yards	28/9
126	Net Yards Passing	167
20/12/1	Att/Comp/INT	49/31/3
1/9	Sacked/Yards Lost	4/22
5/40.0	Punts/Average	5/37.6
2/0	Fumbles/Lost	1/1
14/129	Penalties/Yards	10/163
25:57	Time of Possession	34:03
3-11	3rd Down Efficiency	6-18
1	Turnovers	4
75%	Red Zone TD %	100%

BILLS INDIVIDUAL STATISTICS

RUSHING

N. Peterman 8-46-1TD, C. Ivory 7-36, L. McCoy 10-10, M. Murphy 1-6, Z. Jones 1-0, T. Pryor 1--1

RECEIVING

L. Thomas 7-40, K. Benjamin 4-40, J. Croom 3-36, C. Ivory 3-20, L. McCoy 4-19, Z. Jones 4-18, T. Pryor 2-17, A. Holmes 1-6, M. Murphy 3-7

PASSING

Nathan Peterman 31-49-189-3INT

SACKS

J. Stanford 1.0/9

FIELD GOALS

Stephen Hauschka (41G)

SCORING RECAP

	1st	2nd	3rd	4th	Pts
Chicago	0	28	3	10	41
Buffalo	0	0	3	6	9

1

• None

2

- CHI - J. Howard, 1 run (6-37, 2:52)
- CHI - E. Jackson, 65 fumble return
- CHI - L. Floyd, 19 INT return
- CHI - J. Howard, 18 run (2-23, 0:39)

3

- BUF - S. Hauschka, 41 FG (12-52, 3:59)
- CHI - C. Parkey, 23 FG (5-70, 2:48)

4

- CHI - C. Parkey, 45 FG (4-1, 1:27)
- BUF - N. Peterman, 1 run (pass failed) (15-75, 7:52)
- CHI - T. Burton, 2 pass from Trubisky (4-50, 1:05)

NOTABLES

- Bills **QB Nathan Peterman's** rushing touchdown was the first scored on the Bears defense during the 2018 season.
- **CB Tre'Davious White** came away with his first interception of the 2018 season.
- **LB Julian Stanford** forced a fumble on the Bears' opening drive as he sacked QB Mitchell Trubisky. It was the first FF and sack of his career.
- **WR Terrelle Pryor Sr.** made his Bills debut.
- **TE Logan Thomas** recorded a career-high 7 receptions.

PATRIOTS INDIVIDUAL STATISTICS

RUSHING

J. Howard 14-47-2TD, A. Miller 1-9, M. Trubisky 1-6, T. Cohen 6-5, C. Daniel 3--3

RECEIVING

A. Miller 5-49, T. Gabriel 3-45, T. Burton 2-28-1TD, T. Cohen 1-8, T. Mizzell 1-5

PASSING

Mitchell Trubisky 20-12-135-1TD-1INT

SACKS

I. Irving 1.0/9, R. Robertson-Harris 1.0/9, A. Moses 1.0/2, A. Lynch 1.0/2

FIELD GOALS

Cody Parkey (23G, 45G)

BILLS 41, JETS 10

SUNDAY, NOVEMBER 11, 2018 - METLIFE STADIUM



TEAM STATISTICS

Bills		Jets
23	First Downs	12
451	Net Yards Gained	199
46/212	Rushes/Yards	18/83
239	Net Yards Passing	83
26/16/0	Att/Comp/INT	34/17/2
1/8	Sacked/Yards Lost	3/19
4/43.5	Punts/Average	7/44.6
1/0	Fumbles/Lost	0/0
4/30	Penalties/Yards	1/10
39:22	Time of Possession	20:38
8-16	3rd Down Efficiency	1-12
0	Turnovers	2
80%	Red Zone TD %	100%

BILLS INDIVIDUAL STATISTICS

RUSHING

L. McCoy 26-113-2TD, M. Murphy 14-69, I. McKenzie 3-32, M. Barkley 3--2

RECEIVING

R. Foster 3-105, Z. Jones 8-93-1TD, A. Holmes 1-22, I. McKenzie 1-14, D. Dawkins 1-7-1TD, L. McCoy 1-5, L. Thomas 1-1

PASSING

Matt Barkley 25-15-232-2TD-0INT
Logan Thomas 1-1-15

SACKS

J. Hughes 1.0/8, J. Poyer 1.0/6, S. Lawson 1.0/5

FIELD GOALS

Stephen Hauschka (54G, 31G)

SCORING RECAP

	1st	2nd	3rd	4th	Pts
Buffalo	14	17	7	3	41
New York	0	3	7	0	10

- BUF - L. McCoy, 28 run (2-75, 0:49)
 - BUF - J. Croom, FR in end zone (14-73, 7:17)
- BUF - S. Hauschka, 54 FG (5-37, 2:25)
 - BUF - D. Dawkins, 7 pass from Barkley (9-64, 4:54)
 - BUF - L. McCoy, 1 run (7-54, 3:13)
 - NY - J. Myers, 55 FG (6-26, 0:42)
- NY - I. Crowell, 5 run (7-73, 3:38)
 - BUF - Z. Jones, 8 pass from Barkley (12-65, 5:59)
- BUF - S. Hauschka, 31 FG (9-35, 5:21)

NOTABLES

- **RB LeSean McCoy** rushed for 113 yards against the Jets, moving him to 26th place on the NFL's all-time rushing list. He moved past Marshawn Lynch, Eddie George and Tiki Barber after starting the day ranked 29th on the list.
- **LT Dion Dawkins** caught a 7-yard touchdown pass from Barkley in the second quarter. Dawkins score was the first by a Bills' offensive lineman since Jason Peters in 2005.
- **The Bills** scored 31 points in the first half, which is the most scored in a half since 2011 against the Raiders when the team scored 35 in the second half.

JETS INDIVIDUAL STATISTICS

RUSHING

E. McGuire 6-30, T. Cannon 4-30, I. Crowell 7-19-1TD, J. McCown 1-4

RECEIVING

C. Herndon 3-34, E. McGuire 3-27, Q. Enunwa 4-18, I. Crowell 2-18, J. Kearse 2-16, C. Peake 1-11, J. Leggett 1-6, T. Cannon 1-5

PASSING

Josh McCown 34-17-135-0TD-2INT

SACKS

J. Adams 0.5/4, J. Jenkins 0.5/4

FIELD GOALS

Jason Myers (55G)

BILLS 24, JAGUARS 21

SUNDAY, NOVEMBER 26, 2018 - NEW ERA FIELD



FOSTER

TEAM STATISTICS

Jaguars		Bills
25	First Downs	18
333	Net Yards Gained	327
39/226	Rushes/Yards	35/167
107	Net Yards Passing	160
23/12/2	Att/Comp/INT	19/8/0
3/20	Sacked/Yards Lost	0/0
6/47.8	Punts/Average	7/44.9
0/0	Fumbles/Lost	2/0
10/90	Penalties/Yards	13/80
32:42	Time of Possession	27:18
5-13	3rd Down Efficiency	2-10
2	Turnovers	0
75%	Red Zone TD %	67%

BILLS INDIVIDUAL STATISTICS

RUSHING

J. Allen 13-99-1TD, L. McCoy 17-46, C. Ivory 3-14, I. McKenzie 2-8-1TD

RECEIVING

R. Foster 2-94, K. Benjamin 1-32, J. Croom 2-16, I. McKenzie 2-11, L. McCoy 1-7

PASSING

Josh Allen 19-8-160-1TD

SACKS

K. Williams 1.5/13.5, L. Alexander 1.0/1, J. Hughes 0.5/5

FIELD GOALS

Stephen Hauschka (22G)

SCORING RECAP

	1st	2nd	3rd	4th	Pts
Jacksonville	0	14	0	7	21
Buffalo	14	0	0	10	24

- 1**
- BUF - I. McKenzie, 6 run (5-75, 2:23)
 - BUF - R. Foster, 75 pass from Allen (3-86, 1:19)

- 2**
- JAX - L. Fournette, 5 run (11-74, 6:41)
 - JAX - L. Fournette, 1 run (6-74, 3:18)

- 3**
- None

- 4**
- BUF - J. Allen, 14 run (3-68, 0:43)
 - BUF - S. Hauschka, 22 FG (6-14, 1:55)
 - JAX - D. Westbrook, 13 pass from Bortles (8-70, 1:46)

NOTABLES

- **QB Josh Allen** established a franchise record with 99 rushing yards - the most by any Bills' QB in a game. In addition, his 75-yard touchdown pass to WR Robert Foster was the longest completion by a rookie QB in Bills' history.
- **K Stephen Hauschka** connected on a 22-yard field goal in the fourth quarter, extending his streak to 16 consecutive makes. 16 ties Rian Lindell for the longest Bills FG streak since 2012.
- **WR Isaiah McKenzie** scored the first touchdown of the day on a 6-yard rush. It was the 2nd-year receiver's first career touchdown.

JAGUARS INDIVIDUAL STATISTICS

RUSHING

L. Fournette 18-95-2TD, D. Westbrook 1-43, B. Bortles 6-39, C. Hyde 10-33, T. Yeldon 3-16, T. Bohanon 1-0

RECEIVING

D. Westbrook 3-44-1TD, D. Moncrief 1-29, T. Bohanon 2-19, T. Yeldon 2-17, L. Fournette 3-13, B. Bell 1-5

PASSING

Blake Bortles 23-12-127-1TD-2INT

SACKS

None

FIELD GOALS

Josh Lambo (42WL)

DOLPHINS 21, BILLS 17

SUNDAY, DECEMBER 2, 2018 - HARD ROCK STADIUM



TEAM STATISTICS

Bills		Dolphins
24	First Downs	15
415	Net Yards Gained	175
31/198	Rushes/Yards	23/60
217	Net Yards Passing	115
33/18/2	Att/Comp/INT	24/16/1
2/14	Sacked/Yards Lost	3/22
4/45.8	Punts/Average	7/45.7
3/1	Fumbles/Lost	1/0
13/120	Penalties/Yards	8/89
32:57	Time of Possession	27:03
5-13	3rd Down Efficiency	2-9
3	Turnovers	1
67%	Red Zone TD %	100%

BILLS INDIVIDUAL STATISTICS

RUSHING

J. Allen 9-135, L. McCoy 15-52, M. Murphy 1-7, C. Ivory 6-4

RECEIVING

Z. Jones 4-67-2TD, I. McKenzie 4-46, P. DiMarco 1-38, R. Foster 1-27, K. Benjamin 2-20, L. McCoy 4-12, D. Thompson 1-12, C. Clay 1-9

PASSING

Josh Allen 18-33-231-2TD-2INT

SACKS

L. Alexander 1.0/8, R. Bush 1.0/8, T. Murphy 1.0/6

FIELD GOALS

Stephen Hauschka (32G, 55WL)

SCORING RECAP

	1st	2nd	3rd	4th	Pts
Buffalo	0	6	3	8	17
Miami	7	7	0	7	21

- 1** • MIA - D. Parker, 18 pass from Tannehill (10-75, 5:18)
- 2** • BUF - Z. Jones, 15 pass from Allen (9-55, 5:05) (kick failed)
• MIA - K. Drake, 3 pass from Tannehill (6-36, 3:01)
- 3** • BUF - S. Hauschka, 32 FG (10-79, 5:58)
- 4** • BUF - Z. Jones, 25 pass from Allen (6-83, 3:24) (2-point attempt successful)
• MIA - K. Stills, 13 pass from Tannehill (6-75, 3:18)

NOTABLES

- **QB Josh Allen** broke his own franchise record for most rushing yards by a quarterback in a game, finishing with 135 yards on the ground. He became the first NFL QB in Super Bowl Era to rush for 95+ yards in consecutive games.
- **WR Zay Jones** caught a career-high two touchdowns, becoming the first Bill with two receiving touchdowns in a game since Charles Clay in 2016 (12/24 vs. MIA). He also caught a pass from Allen to successfully convert the two-point attempt.
- **S Micah Hyde** came away with his second interception of the season and seventh as a Bill.

DOLPHINS INDIVIDUAL STATISTICS

RUSHING

K. Drake 7-31, F. Gore 8-21, B. Bolden 1-10, K. Ballage 4-3, R. Tannehill 3--5

RECEIVING

D. Parker 4-43-1TD, K. Stills 4-37-1TD, B. Butler 4-25, K. Drake 2-13-1TD, F. Gore 1-10, N. O'Leary 1-9

PASSING

Ryan Tannehill 16-24-137-3TD-1INT

SACKS

R. Quinn 1.0/7, B. McCain 1.0/7

FIELD GOALS

None

JETS 27, BILLS 23

SUNDAY, DECEMBER 9, 2018 - NEW ERA FIELD



TEAM STATISTICS

Jets		Bills
15	First Downs	24
248	Net Yards Gained	368
28/78	Rushes/Yards	31/176
170	Net Yards Passing	192
25/16/1	Att/Comp/INT	37/18/2
0/0	Sacked/Yards Lost	3/14
3/40.0	Punts/Average	1/40.0
2/1	Fumbles/Lost	1/1
7/93	Penalties/Yards	7/47
26:13	Time of Possession	33:47
6-13	3rd Down Efficiency	7-14
2	Turnovers	3
75%	Red Zone TD %	40%

BILLS INDIVIDUAL STATISTICS

RUSHING

J. Allen 9-101-1TD, C. Ivory 12-42, I. McKenzie 4-22-1TD, M. Murphy 4-10, L. McCoy 2-1

RECEIVING

R. Foster 7-104, I. McKenzie 4-47, Z. Jones 3-22, D. Thompson 1-14, M. Murphy 1-8, C. Clay 1-6, L. Thomas 1-5

PASSING

Josh Allen 18-36-206-0TD-2INT
Zay Jones 0-1-0

INTERCEPTIONS

T. Edmunds 1/2

FIELD GOALS

Stephen Hauschka (31G, 49B, 29G, 54WL, 36G)

SCORING RECAP

	1st	2nd	3rd	4th	Pts
New York	3	10	0	14	27
Buffalo	14	3	3	3	23

- 1**
 - BUF - J. Allen, 6 run (11-73, 5:48)
 - NYJ - J. Myers, 47 FG (4-3, 1:20)
 - BUF - I. McKenzie, 15 run (7-75, 3:27)
- 2**
 - NYJ - J. Myers, 21 FG (10-43, 4:57)
 - BUF - S. Hauschka, 31 FG (8-58, 3:56)
 - NYJ - T. Cannon, 4 run (1-8, 0:43)
- 3**
 - BUF - S. Hauschka, 29 FG (4-2, 1:29)
- 4**
 - NYJ - R. Anderson, 7 pass from Darnold (11-85, 6:02)
 - BUF - S. Hauschka, 36 FG (9-62, 3:45)
 - NYJ - E. McGuire, 1 run (9-61, 1:14)

NOTABLES

- **QB Josh Allen** surpassed 95+ yards rushing in three consecutive games, joining Fred Jackson, Thurman Thomas and O.J. Simpson as the only Bills player to ever do so.
- **LB Tremaine Edmunds** became the youngest-ever player to intercept a pass in the NFL.
- **WR Ishaiah McKenzie** became the first Bills wide receiver since Elbert 'Golden Wheels' Dubenion in 1961 with multiple rushing TDs in a season.
- **Buffalo Bills** players participated in the league-wide 'My Cause, My Cleats' initiative by wearing cleats designed for their causes.

JETS INDIVIDUAL STATISTICS

RUSHING

E. McGuire 17-60-1TD, S. Darnold 4-10, I. Crowell 2-5, T. Cannon 5-3

RECEIVING

R. Anderson 4-76-1TD, E. McGuire 3-23, Q. Enunwa 3-22, C. Herndon 1-14, J. Leggett 1-13, J. Kearse 1-10, R. Matthews 1-6, T. Cannon 1-4, I. Crowell 1-2

PASSING

Sam Darnold 16-24-170-1TD-1INT
Josh McCown 0-1-0

INTERCEPTIONS

T. Johnson 2/0

FIELD GOALS

Jason Myers (47G, 21G)

BILLS 14, LIONS 13

SUNDAY, DECEMBER 16, 2018 - NEW ERA FIELD



POYER

TEAM STATISTICS

Lions		Bills
14	First Downs	20
313	Net Yards Gained	312
26/105	Rushes/Yards	37/117
208	Net Yards Passing	195
29/22/0	Att/Comp/INT	26/13/0
0/0	Sacked/Yards Lost	1/9
7/40.9	Punts/Average	6/35.5
0/0	Fumbles/Lost	1/0
4/81	Penalties/Yards	3/20
28:54	Time of Possession	31:06
5-13	3rd Down Efficiency	3-12
0	Turnovers	0
100%	Red Zone TD %	50%

BILLS INDIVIDUAL STATISTICS

RUSHING

K. Ford 14-46, M. Murphy 11-35, J. Allen 9-16-1TD, P. DiMarco 1-9, R. McCloud 1-7, I. McKenzie 1-4

RECEIVING

R. Foster 4-108-1TD, I. McKenzie 6-53, J. Croom 1-25, Z. Jones 1-11, K. Ford 1-7

PASSING

Josh Allen 13-26-204-1TD

SACKS

None

FIELD GOALS

None

SCORING RECAP

	1st	2nd	3rd	4th	Pts
Detroit	0	13	0	0	13
Buffalo	0	7	0	7	14

1

• None

2

- DET - A. Jones, 4 pass from Stafford (pass failed) (9-75, 4:26)
- BUF - J. Allen, 3 run (5-87, 2:50)
- DET - Z. Zenner, 1 run (9-77, 4:09)

3

• None

4

- BUF - R. Foster, 42 pass from Allen (2-61, 1:17)

NOTABLES

- **S Jordan Poyer** led the team with 11 tackles, marking the most by any Bills player in a game this year.
- **WR Robert Foster** logged 108 receiving yards, putting him over the 100-yard mark for the third game this season. He is the first Bills' WR with 3+ 100-yard games in a season since Sammy Watkins in 2015 and first rookie since Watkins in 2014.
- 6 rookie undrafted free agents logged playing time against the Lions - WR Robert Foster, DE Mike Love, CB Levi Wallace, G Ike Boettger, RB Keith Ford and LB Corey Thompson.

LIONS INDIVIDUAL STATISTICS

RUSHING

T. Riddick 8-47, Z. Zenner 10-45-1TD, L. Blount 7-9, B. Powell 1-4

RECEIVING

K. Golladay 7-146, L. Toilolo 4-28, B. Powell 3-11, A. Jones 2-9-1TD, T. Riddick 2-9, T. Jones 1-5

PASSING

Matthew Stafford 22-29-208-1TD

SACKS

D. Kennard 1.0/9

FIELD GOALS

None

PATRIOTS 24, BILLS 12

SUNDAY, DECEMBER 23, 2018 - GILLETTE STADIUM



TEAM STATISTICS

Bills		Patriots
14	First Downs	20
289	Net Yards Gained	390
18/72	Rushes/Yards	47/273
217	Net Yards Passing	117
41/20/2	Att/Comp/INT	25/13/2
0/0	Sacked/Yards Lost	1/9
6/38.3	Punts/Average	6/43.2
1/1	Fumbles/Lost	1/1
3/29	Penalties/Yards	5/49
24:22	Time of Possession	35:38
2-12	3rd Down Efficiency	3-12
3	Turnovers	3
0%	Red Zone TD %	50%

BILLS INDIVIDUAL STATISTICS

RUSHING

K. Ford 7-33, J. Allen 5-30, L. McCoy 6-9

RECEIVING

Z. Jones 5-67-1TD, J. Croom 4-55, R. Foster 4-52, K. Ford 2-14, D. Thompson 1-11, L. McCoy 3-10, I. McKenzie 1-8

PASSING

Josh Allen 20-41-217-1TD-2INT

INTERCEPTIONS

L. Alexander 1-8, J. Poyer 1-0

FIELD GOALS

Stephen Hauschka (43CR, 35G, 41G)

SCORING RECAP

	1st	2nd	3rd	4th	Pts
Buffalo	0	0	6	6	12
New England	7	7	7	3	24

- NE - S. Michel, 4 run (6-55, 3:22)
- NE - J. White, 27 run (5-56, 2:20)
- BUF - S. Hauschka, 35 FG (4-7, 1:19)
• BUF - S. Hauschka, 41 FG (5-36, 1:10)
• NE - J. Edelman, 32 pass from Brady (10-88, 5:01)
- NE - S. Gostkowski, 24 FG (6-19, 3:11)
• BUF - Z. Jones, 31 pass from Allen (9-80, 1:51) (pass failed)

NOTABLES

- **LB Lorenzo Alexander** recorded 14 tackles and an interception, racking up the most tackles in a single game for the team this year.
- **LB Corey Thompson** logged his first career forced fumble when he knocked the ball away from Patriots' RB Rex Burkhead.
- **WR Robert Foster** extended his streak of games with a 25+ yard reception to 6, which is the longest streak by a Bill since Jerry Butler in 1985-86 and longest ever by a Bills rookie.
- **WR Zay Jones** caught a touchdown pass from Josh Allen, establishing a new career-high 5 touchdowns this season.

PATRIOTS INDIVIDUAL STATISTICS

RUSHING

S. Michel 18-116-1TD, C. Patterson 4-66, J. White 8-41-1TD, R. Burkhead 13-39, P. Dorsett 2-13, B. Hoyer 2--2

RECEIVING

J. Edelman 6-70-1TD, R. Burkhead 4-40, J. White 2-13, C. Patterson 1-3

PASSING

Tom Brady 13-24-126-1TD-2INT
Brian Hoyer 0-1

INTERCEPTIONS

J. Jackson 1-9, J. McCourty 1-0

FIELD GOALS

Stephen Gostkowski (24G)

BILLS 42, DOLPHINS 17

SUNDAY, DECEMBER 30, 2018 - NEW ERA FIELD



TEAM STATISTICS

Dolphins		Bills
17	First Downs	23
225	Net Yards Gained	381
25/99	Rushes/Yards	33/166
126	Net Yards Passing	215
32/19/2	Att/Comp/INT	26/17/1
4/24	Sacked/Yards Lost	1/9
5/35.0	Punts/Average	3/37.0
3/2	Fumbles/Lost	0/0
4/35	Penalties/Yards	3/24
29:42	Time of Possession	30:18
3-12	3rd Down Efficiency	5-11
4	Turnovers	1
50%	Red Zone TD %	100%

BILLS INDIVIDUAL STATISTICS

RUSHING

J. Allen 9-95-2TD, C. Ivory 14-45, L. McCoy 10-26-1TD

RECEIVING

Z. Jones 6-93-2TD, C. Ivory 1-46, J. Croom 2-32, R. Foster 4-21-1TD, L. McCoy 2-18, K. Williams 1-9, R. McCloud 1-5

PASSING

Josh Allen 17-26-224-3TD-1INT

INTERCEPTIONS

T. Edmunds 1-17, T. White 1-0

FIELD GOALS

Stephen Hauschka (42SH)

SCORING RECAP

	1st	2nd	3rd	4th	Pts
Miami	0	14	3	0	17
Buffalo	14	0	14	14	42

- BUF - J. Allen, 1 run (9-66, 4:46)
 - BUF - Z. Jones, 18 pass from Allen (1-18, 0:07)
- MIA - R. Tannehill, 3 pass from Stills (11-51, 3:31)
 - MIA - R. Jones, 29 INT return
- BUF - R. Foster, 5 pass from Allen (10-78, 4:37)
 - BUF - L. McCoy, 9 run (5-23, 1:48)
 - MIA - J. Sanders, 29 FG (11-55, 5:29)
- BUF - J. Allen, 30 run (3-70, 1:17)
 - BUF - Z. Jones, 26 pass from Allen (2-52, 0:25)

NOTABLES

- **DT Kyle Williams** played in his 183rd game, finishing his career with the most games played by a defensive tackle in Bills' history.
- **DE Shaq Lawson** finished the game with 2.0 sacks and 2 tackles. His 2 sacks are a career-high and the third time a Bills' player has had at least 2 sacks in a game in 2018.
- **RB LeSean McCoy** finished the game with 26 yards and a rushing touchdown. He moved into 25th place on the league's all-time rushing list and tied for 50th place on the all-time touchdown list.

DOLPHINS INDIVIDUAL STATISTICS

RUSHING

K. Ballage 12-47, K. Drake 11-43, R. Tannehill 2-9

RECEIVING

K. Drake 5-52, K. Stills 3-27, D. Amendola 4-26, M. Gesicki 1-18, D. Smythe 3-14, B. Bolden 1-9, R. Tannehill 1-3-1TD, K. Ballage 1-1

PASSING

Ryan Tannehill 18-31-147-0TD-2INT
Kenny Stills 1-1-3-1TD

INTERCEPTIONS

R. Jones 1-29-1TD

FIELD GOALS

Jason Sanders (29G)



HISTORY

ALL-TIME REGULAR SEASON SERVICE



MOST SEASONS PLAYED

Rank	No.	Name
1.	15	WR Andre Reed (1985-99) DE Bruce Smith (1985-99)
2.	14	G Jim Ritcher (1980-93)
4.	13	OL Joe Devlin (1976-82, 1984-89) P Brian Moorman (2001-13) DT Kyle Williams (2006-2018)

MOST REGULAR SEASON GAMES PLAYED

Rank	Games	Name
1.	221	WR Andre Reed (1985-99)
2.	217	DE Bruce Smith (1985-99)
3.	203	G Jim Ritcher (1980-93)
4.	191	OL Joe Devlin (1976-82, 1984-89)
5.	190	P Brian Moorman (2001-13)
6.	188	LB Darryl Talley (1983-1994)
7.	183	DT Kyle Williams (2006-2018)
8.	178	S Steve Freeman (1975-1986)
9.	173	LB Mike Pike (1987-1998) 173 RB Thurman Thomas (1988-1999)

MOST GAMES PLAYED BY POSITION

QUARTERBACKS

Rank	Games	Name
1.	164	QB Joe Ferguson (1973-84)
2.	160	QB Jim Kelly (1986-1996)
3.	93	QB Frank Reich (1985-94)

OFFENSIVE LINEMAN

Rank	Games	Name
1.	203	G Jim Ritcher (1980-93)
2.	191	OL Joe Devlin (1976-82, 1984-89)
3.	170	C Kent Hull (1986-1996)

WIDE RECEIVERS/TIGHT ENDS

Rank	Games	Name
1.	221	WR Andre Reed (1985-99)
2.	160	WR Steve Tasker (1986-97)
3.	156	TE Pete Metzelaars (1985-1994)

RUNNING BACKS

Rank	Games	Name
1.	173	RB Thurman Thomas (1988-99)
2.	112	RB O.J. Simpson (1969-77)
3.	106	RB Fred Jackson (2007-14)

DEFENSIVE LINEMAN

Rank	Games	Name
1.	217	DE Bruce Smith (1985-99)
2.	183	DT Kyle Williams (2006-2018)
3.	162	NT Fred Smerlas (1979-89)

LINEBACKERS

Rank	Games	Name
1.	188	LB Darryl Talley (1983-1994)
2.	173	LB Mark Pike (1987-1998)
3.	142	LB Mike Stratton (1962-1972)

SECONDARY

Rank	Games	Name
1.	178	DB Steve Freeman (1975-86)
2.	151	DB Charles Romes (1977-86)
3.	144	DB Henry Jones (1991-00)

SPECIALISTS

Rank	Games	Name
1.	190	P Brian Moorman (2001-13)
2.	159	P Chris Mohr (1991-2000)
3.	152	K Rian Lindell (2003-12)

ALL-TIME REGULAR SEASON SCORING



ALL-TIME LEADING SCORERS

Rank	Points	Player
1.	1,011	K Steve Christie (1992-2000)
2.	980	K Rian Lindell (2003-12)
3.	670	K Scott Norwood (1985-91)
4.	522	RB Thurman Thomas (1988-99) WR Andre Reed (1985-99)
5.	464	K Dan Carpenter (2013-16)

MOST POINTS, CAREER

Rank	Points	Player
1.	1,011	K Steve Christie (1992-2000)
2.	980	K Rian Lindell (2003-12)
3.	670	K Scott Norwood (1985-91)
4.	522	RB Thurman Thomas (1988-99) WR Andre Reed (1985-99)

MOST TOUCHDOWNS, CAREER

Rank	TDs	Player
1.	87	RB Thurman Thomas (1988-99) WR Andre Reed (1985-99)
3.	70	RB O.J. Simpson (1969-77)
4.	49	WR Eric Moulds (1996-2005)
5.	43	WR Lee Evans (2004-10)

MOST FIELD GOALS MADE, CAREER

Rank	FGs	Player
1.	234	K Steve Christie (1992-2000)
2.	225	K Rian Lindell (2003-12)
3.	133	K Scott Norwood (1985-91)
4.	109	K Dan Carpenter (2013-16)
5.	74	K John Leypoldt (1971-76)

MOST POINTS, SEASON

Rank	Points	Player/Season
1.	140	K Steve Christie (1998)
2.	138	RB O.J. Simpson (1975)
3.	133	K Dan Carpenter (2014)
4.	131	K Dan Carpenter (2013)
5.	129	K Scott Norwood (1988)

MOST TOUCHDOWNS, SEASON

Rank	TDs	Player/Season
1.	16	RB O.J. Simpson (1975)
2.	13	RB Cookie Gilchrist (1962) RB Travis Henry (2002) RB Willis McGahee (2004) RB LeSean McCoy (2016)

MOST FIELD GOALS MADE, SEASON

Rank	FGs	Player/Season
1.	34	Dan Carpenter (2014)
2.	33	Steve Christie (1998) Dan Carpenter (2013)
4.	32	Scott Norwood (1988)
5.	31	Steve Christie (1995)

ALL-TIME SCORING

Overall TDs	2,067
TDs by rushing	770
TDs by reception	1,092
TDs by INT return	89
TDs by kickoff return	25
TDs by punt return	24
TDs by fumble return	55
TDs by blocked punt/FG	13
FGs made	1,158

ALL-TIME REGULAR SEASON SCORING



MOST POINTS, GAME

Rank	Points	Player/Game
1.	30	Cookie Gilchrist, vs. N.Y. Jets 12/8/63 (5 tdr)
2.	24	O.J. Simpson, vs. New England 11/23/75 (2 tdr, 2 tdp) Roland Hooks, vs. Cincinnati 9/9/79 (4 tdr) Jerry Butler, vs. N.Y. Jets 9/23/79 (4 tdp) Don Beebe, vs. Pittsburgh 9/8/91 (4 tdp) Thurman Thomas, vs. L.A. Rams 9/6/92 (3 tdr, 1 tdp) Willis McGahee, at Seattle 11/28/04 (4 tdr)

MOST TOUCHDOWNS, GAME

Rank	Points	Player/Game
1.	5	Cookie Gilchrist, vs. N.Y. Jets 12/8/63 (5 rush)
2.	4	O.J. Simpson, vs. New England 11/23/75 (2 rush, 2 rec.) Roland Hooks, vs. Cincinnati 9/9/79 (4 rush) Jerry Butler, vs. N.Y. Jets 9/23/79 (4 rec.) Don Beebe, vs. Pittsburgh 9/8/91 (4 rec.) Thurman Thomas, vs. L.A. Rams 9/6/92 (3 rush, 1 rec.) Willis McGahee, at Seattle 11/28/04 (4 rush)

MOST FIELD GOALS MADE, GAME

Rank	FGs	Player/Game
1.	6	Steve Christie, at N.Y. Jets 10/20/96
2.	5	Pete Gogolak, at Houston 12/5/65 Scott Norwood, vs. Pittsburgh 9/25/88 Steve Christie, at Houston 9/18/94 Steve Christie, vs. N.Y. Jets 10/8/95 Rian Lindell, vs. Houston 9/11/05 Rian Lindell, vs. Tennessee 12/24/06 Rian Lindell, at Washington 12/2/07 Dan Carpenter, vs. Miami 9/14/14

LONGEST FIELD GOAL

Rank	LG	Player/Game
1.	59	Steve Christie, 9/26/93 vs. Miami
2.	58	Dan Carpenter, 10/5/15 at Detroit
3.	56	Stephen Hauschka, 11/26/17 at KC Stephen Hauschka, 10/1/17 at Atlanta Rian Lindell, 11/29/09 vs. Miami Dave Rayner, 11/20/11 at Miami

MOST CONSECUTIVE GAMES WITH A TD

Rank	Games	Player/Season
1.	14	O.J. Simpson (1975)
2.	7	Cookie Gilchrist (1962)
3.	6	Cookie Gilchrist (1963) Robb Riddick (1988) Thurman Thomas (1989) Thurman Thomas (1990) C.J. Spiller (2011-12) Karlos Williams (2015)

ALL-TIME REGULAR SEASON PASSING



ALL-TIME LEADING PASSERS

Player	Seasons	G	Att	Cmp	Pct	Yds	TD	Lg	Rate
1. Jim Kelly	1986-1996(11)	160	4779	2874	60.1	35467	237	84t	84.4
2. Joe Ferguson	1973-1984(12)	164	4166	2188	52.5	27590	181	92t	68.9
3. Jack Kemp	1962-1969(7)	88	2240	1039	46.4	15134	77	94	55.8
4. Ryan Fitzpatrick	2009-2012(4)	55	1742	1041	59.8	11654	80	98t	79.8
5. Drew Bledsoe	2002-2004(3)	48	1531	905	59.1	10151	55	73t	79.2
6. Tyrod Taylor	2015-2017(3)	44	1236	774	62.6	8857	51	84t	92.5
7. Doug Flutie	1998-2000(3)	39	1063	598	56.3	7582	47	84t	81.7
8. Dennis Shaw	1970-1973(4)	45	916	485	52.9	6286	35	75t	57.1
9. J.P. Losman	2004-2008(5)	42	941	558	59.3	6211	33	87t	75.6
10. Trent Edwards	2007-2010(4)	34	878	535	60.9	5739	25	70t	76.8
11. Rob Johnson	1998-2001(4)	30	663	401	60.5	4798	27	74t	85.5
12. EJ Manuel	2013-2016(4)	28	547	319	58.3	3502	19	80t	77.5
13. Todd Collins	1995-1997(3)	28	519	284	54.7	3218	16	95t	68.5
14. Kyle Orton	2014-2014(1)	12	447	287	64.2	3018	18	84	87.8
15. Alex Van Pelt	1995-2003(9)	32	477	262	54.9	2985	16	80t	64.1
16. Frank Reich	1985-1994(9)	93	377	222	58.9	2540	18	63t	81.9
17. Daryle Lamonica	1963-1966(4)	56	353	150	42.5	2499	16	93	55
18. Johnny Green	1960-1961(2)	18	354	145	41	2170	16	70	59.2
19. Josh Allen	2018-2018 (1)	12	320	169	52.8	2074	10	75t	67.9
20. Warren Rabb	1961-1962(2)	23	251	101	40.2	1782	15	76	58.6

MOST TD PASSES, CAREER

Player	TDs
1. Jim Kelly.....	237
2. Joe Ferguson	181
3. Ryan Fitzpatrick	80

MOST COMPLETIONS, CAREER

Player	Comps
1. Jim Kelly.....	2,874
2. Joe Ferguson	2,188
3. Ryan Fitzpatrick	1,041

BEST QB RATING, CAREER

Player	QB Rating
1. Tyrod Taylor.....	92.5
2. Jim Kelly.....	84.4
3. Ryan Fitzpatrick	79.8

MOST ATTEMPTS, CAREER

Player	Atts
1. Jim Kelly.....	4,779
2. Joe Ferguson	4,166
3. Jack Kemp.....	2,240

BEST COMPLETION %, CAREER

Player	Comp%
1. Tyrod Taylor.....	62.6
2. Jim Kelly.....	60.1
3. Ryan Fitzpatrick	59.8

[Min. 500 attempts]

MOST INTS, CAREER

Player	INTs
1. Joe Ferguson	190
2. Jim Kelly.....	175
3. Jack Kemp.....	132

ALL-TIME REGULAR SEASON PASSING



MOST PASSING YARDS, SEASON

Player	Season	G	Att	Cmp	Pct	Yds	TD	Int	Lg	Rate
1. Drew Bledsoe	2002	16	610	375	61.5	4359	24	15	73t	86
2. Jim Kelly	1991	15	474	304	64.1	3844	33	17	77t	97.6
3. Ryan Fitzpatrick	2011	16	569	353	62	3832	24	23	60t	79.1
4. Joe Ferguson	1981	16	498	252	50.6	3652	24	20	67t	74.1
5. Jim Kelly	1986	16	480	285	59.4	3593	22	17	84t	83.3
6. Joe Ferguson	1979	16	458	238	52	3572	14	15	84t	74.4
7. Jim Kelly	1992	16	462	269	58.2	3457	23	19	65t	81.2
8. Ryan Fitzpatrick	2012	16	505	306	60.6	3400	24	16	68t	83.3
9. Jim Kelly	1993	16	470	288	61.3	3382	18	18	65t	79.9
10. Jim Kelly	1988	16	452	269	59.5	3380	15	17	66t	78.2

MOST ATTEMPTS, SEASON

Player	Atts
1. Drew Bledsoe (2002).....	610
2. Ryan Fitzpatrick (2011) ..	569
3. Joe Ferguson (1983)	508

BEST COMPLETION %, SEASON

Player	Comp%
1. Kelly Holcomb (2005).....	67.4
2. Trent Edwards (2008)	65.5
3. Kyle Orton (2014).....	64.2

LOWEST INT %, SEASON

Player	INT %
1. Joe Ferguson (1976)	0.7
2. Tyrod Taylor (2017).....	1.0
3. Doug Flutie (2000)	1.3

MOST COMPLETIONS, SEASON

Player	Comps
1. Drew Bledsoe (2002).....	375
2. Ryan Fitzpatrick (2011) ..	353
3. Ryan Fitzpatrick (2012) ..	306

BEST QB RATING, SEASON

Player	QB Rating
1. Jim Kelly (1990).....	101.2
2. Tyrod Taylor (2015).....	99.4
3. Jim Kelly (1991).....	97.6

MOST INTS, SEASON

Player	INTs
1. Dennis Shaw (1971).....	26
2. Joe Ferguson (1983)	25
3. Joe Ferguson (1977)	24

MOST TD PASSES, SEASON

Player	TDs
1. Jim Kelly (1991).....	33
2. Joe Ferguson (1983)	26
3. Joe Ferguson (1975)	25

FEWEST INTS, SEASON

Player	INTs
1. Joe Ferguson (1976).....	1
2. Doug Flutie (2000)	3
3. Tyrod Taylor (2017)	4

LONGEST PASSING PLAYS

Yards	Player	Game
98	Ryan Fitzpatrick (to Terrell Owens)	11/22/09 at Jax.
95	Todd Collins (to Quinn Early)	12/1/96 at Indianapolis
94	Jack Kemp (to Glenn Bass)	10/11/64 at Houston
92	Joe Ferguson (to Frank Lewis)	9/17/78 at Miami

ALL-TIME REGULAR SEASON PASSING



MOST PASSING YARDS, GAME

Rank	Yards	Player/Game
1.	463	Drew Bledsoe 9/15/02 at Minnesota
2.	419	Joe Ferguson 10/9/83 vs. Miami
3.	417	Drew Bledsoe 10/6/02 vs. Oakland
4.	403	Jim Kelly 9/13/92 at San Francisco
5.	392	Jim Kelly 10/21/91 vs. Cincinnati

MOST TOUCHDOWN PASSES, GAME

Rank	TDs	Player/Game
1.	6	Jim Kelly 9/8/91 vs. Pittsburgh
2.	5	Joe Ferguson 9/23/79 vs. N.Y. Jets Joe Ferguson 10/9/83 at Miami Jim Kelly 9/24/89 at Houston (OT) Jim Kelly 10/21/91 vs. Cincinnati

MOST ATTEMPTS, GAME

Rank	Atts	Player/Game
1.	57	Kyle Orton 12/7/14 at Denver
2.	55	Joe Ferguson 10/9/83 at Miami
3.	53	Drew Bledsoe 10/6/02 vs. Oakland
4.	52	Jim Kelly 12/8/91 at L.A. Raiders
5.	51	Drew Bledsoe 12/8/02 at NE Ryan Fitzpatrick 11/7/10 vs. Chicago

MOST COMPLETIONS, GAME

Rank	Comps	Player/Game
1.	38	Joe Ferguson 10/9/83 at Miami Kyle Orton 12/7/14 at Denver
3.	35	Drew Bledsoe 9/15/02 at Minnesota
4.	33	Jim Kelly 12/8/91 at L.A. Raiders

BEST COMPLETION %, GAME

Rank	Comp%	Player/Game
1.	83.33%	Trent Edwards (25-30) 10/19/08 vs. San Diego
2.	82.86%	Jim Kelly (29-35) 11/24/94 at Detroit
3.	82.61%	Jim Kelly (19-23) 11/3/96 vs. Washington
4.	82.14%	Doug Flutie (23-28) 10/11/98 at Indianapolis
5.	81.81%	Doug Flutie (18-22) 10/25/98 at Carolina

MOST INTERCEPTIONS, GAME

Rank	INTs	Player/Game
1.	6	Joe Ferguson 11/10/74 vs. Houston

MOST CONSECUTIVE COMPLETIONS

Player	Game(s)	COMP
1. Trent Edwards	9/7/08 vs. SEA - 9/14/08 at JAX	16
2. Jim Kelly	2/23/89 at NYJ - 9/9/90 vs. Ind	15

ALL-TIME REGULAR SEASON RUSHING



ALL-TIME LEADING RUSHERS

Player	Season	G	Att	Yds	Avg	Lg	TD	Att/G	Yds/G
1. Thurman Thomas	1988-1999(12)	173	2849	11938	4.19	80†	65	16.5	69.0
2. O.J. Simpson	1969-1977(9)	112	2123	10183	4.80	94†	57	19	90.9
3. Fred Jackson	2007-2014(8)	106	1279	5646	4.41	80†	30	12.1	53.3
4. Joe Cribbs	1980-1985(5)	64	1082	4445	4.11	62†	21	16.9	69.5
5. Travis Henry	2001-2004(4)	54	963	3849	4.00	64	27	17.8	71.3
6. LeSean McCoy	2015-2018(4)	57	885	3814	4.31	75†	24	15.5	66.9
7. Wray Carlton	1960-1967(8)	87	819	3368	4.11	80	29	9.4	38.7
8. Willis McGahee	2004-2006(3)	46	868	3365	3.88	57†	24	18.9	73.2
9. C.J. Spiller	2010-2014(5)	70	668	3321	4.97	77	12	9.5	47.4
10. Cookie Gilchrist	1962-1964(3)	42	676	3056	4.52	67	31	16.1	72.8
11. Antowain Smith	1997-2000(4)	57	760	2932	3.86	59	26	13.3	51.4
12. Jim Braxton	1971-1978(8)	80	721	2842	3.94	36	23	9	35.5
13. Marshawn Lynch	2007-2010(4)	45	687	2765	4.02	56†	17	15.3	61.4
14. Kenneth Davis	1989-1994(6)	96	561	2460	4.39	78†	23	5.8	25.6
15. Greg Bell	1984-1987(4)	40	589	2420	4.11	85†	19	14.7	60.5
16. Curtis Brown	1977-1982(6)	76	564	2171	3.85	58†	8	7.4	28.6
17. Roland Hooks	1976-1982(7)	98	399	1682	4.22	66	12	4.1	17.2
18. Terry Miller	1978-1980(3)	47	389	1579	4.06	75	8	8.3	33.6
19. Tyrod Taylor	2015-2017(3)	44	283	1575	5.57	49	14	6.4	35.8
20. Darick Holmes	1995-1998(4)	48	385	1383	3.59	38†	10	8	28.8

MOST RUSHING YARDS, SEASON

Player	Season	G	Att	Yds	Avg	Lg	TD	Att/G	Yds/G
1. O.J. Simpson	1973 Buf	14	332	2003	6.03	80†	12	23.7	143.1
2. O.J. Simpson	1975 Buf	14	329	1817	5.52	88†	16	23.5	129.8
3. O.J. Simpson	1976 Buf	14	290	1503	5.18	75†	8	20.7	107.4
4. Thurman Thomas	1992 Buf	16	312	1487	4.77	44	9	19.5	92.9
5. Travis Henry	2002 Buf	16	325	1438	4.42	34	13	20.3	89.9
6. Thurman Thomas	1991 Buf	15	288	1407	4.89	33	7	19.2	93.8
7. Travis Henry	2003 Buf	15	331	1356	4.1	64	10	22.1	90.4
8. Thurman Thomas	1993 Buf	16	355	1315	3.7	27	6	22.2	82.2
9. Thurman Thomas	1990 Buf	16	271	1297	4.79	80†	11	16.9	81.1
10. LeSean McCoy	2016 Buf	15	234	1267	5.41	75†	13	15.6	84.5
11. O.J. Simpson	1972 Buf	14	292	1251	4.28	94†	6	20.9	89.4
12. Willis McGahee	2005 Buf	16	325	1247	3.84	27	5	20.3	77.9
13†. C.J. Spiller	2012 Buf	16	207	1244	6.01	62	6	12.9	77.8
13†. Thurman Thomas	1989 Buf	16	298	1244	4.17	38	6	18.6	77.8
15. Joe Cribbs	1980 Buf	16	306	1185	3.87	48	11	19.1	74.1

ALL-TIME REGULAR SEASON RUSHING



MOST RUSHING ATTEMPTS, CAREER

Rank	Atts	Player/Seasons
1.	2,849	Thurman Thomas 1988-99
2.	2,123	O.J. Simpson 1969-77
3.	1,279	Fred Jackson 2007-14
4.	1,082	Joe Cribbs 1980-83, 1985
5.	963	Travis Henry 2001-04

MOST RUSHING TOUCHDOWNS, CAREER

Rank	TDs	Player/Seasons
1.	65	Thurman Thomas 1988-99
2.	57	O.J. Simpson 1969-77
3.	31	Cookie Gilchrist 1962-64
4.	30	Fred Jackson 2007-14
5.	29	Wray Carlton 1960-67

BEST RUSHING AVERAGE, CAREER

Rank	Avg	Player/Seasons
1.	5.57	Tyrod Taylor 2015-2017
2.	4.97	C.J. Spiller 2010-14
3.	4.80	O.J. Simpson 1969-77
4.	4.52	Cookie Gilchrist 1962-64
5.	4.41	Fred Jackson 2007-14

MOST 100 YARD GAMES, CAREER

Rank	Games	Player/Seasons
1.	46	Thurman Thomas 1988-99
2.	41	O.J. Simpson 1969-77
3.	15	Fred Jackson 2007-14

LONGEST RUSHING PLAYS

Player	Game	Long
1. O.J. Simpson	10/29/72 vs. PITT	94t
2. O.J. Simpson	9/28/75 vs. PITT	88t
3. Greg Bell	11/18/84 vs. DAL	85t
4t. Wray Carlton	12/5/65 at HOU	80t
4t. O.J. Simpson	11/18/84 vs. DAL	80t
4t. Thurman Thomas	11/18/90 vs. NE	80t
4t. Fred Jackson	10/16/11 at NYG	80t

MOST RUSHING ATTEMPTS, SEASON

Rank	ATTs	Player/Season
1.	355	Thurman Thomas 1993
2.	332	O.J. Simpson 1973
3.	331	Travis Henry 2003
4.	329	O.J. Simpson 1975
5.	325	Travis Henry 2002
		Willis McGahee 2005

MOST RUSHING TOUCHDOWNS, SEASON

Rank	TDs	Player/Season
1.	16	O.J. Simpson 1975
2.	13	Cookie Gilchrist 1962
		Travis Henry 2002
		Willis McGahee 2004
		LeSean McCoy 2016

BEST RUSHING AVERAGE, SEASON

Rank	Avg	Player/Season
1.	6.03	O.J. Simpson 1973
2.	6.01	C.J. Spiller 2012
3.	5.52	O.J. Simpson 1975
4.	5.49	Fred Jackson 2011
5.	5.46	Tyrod Taylor 2015

MOST 1,000 YARD RUSHING SEASONS

Rank	1,000 Yard Seasons	Player
1.	8	Thurman Thomas
2.	5	O.J. Simpson
3.	3	Joe Cribbs

MOST 100 YARD GAMES, SEASON

Rank	Games	Player/Seasons
1.	11	O.J. Simpson 1973
2.	9	Thurman Thomas 1992
3.	8	O.J. Simpson 1975
		Thurman Thomas 1991

ALL-TIME REGULAR SEASON RUSHING



MOST RUSHING YARDS, GAME

Rank	Yards	Player/Game
1.	273	O.J. Simpson 11/25/76 at Detroit
2.	250	O.J. Simpson 9/16/73 at New England
3.	243	Cookie Gilchrist 12/8/63 vs. N.Y. Jets
4.	227	O.J. Simpson 9/28/75 at Pittsburgh
5.	219	O.J. Simpson 12/9/73 vs. New England

MOST RUSHING ATTEMPTS, GAME

Rank	Atts	Player/Game
1.	39	O.J. Simpson 10/29/73 vs. Kansas City
2.	37	Thurman Thomas 11/8/92 vs. Pittsburgh Willis McGahee 11/7/04 vs. N.Y. Jets
4.	36	Cookie Gilchrist 12/8/63 vs. N.Y. Jets Joe Cribbs 12/4/83 at Kansas City

MOST RUSHING TOUCHDOWNS, GAME

Rank	TDs	Player/Game
1.	5	Cookie Gilchrist 12/8/63 vs. N.Y. Jets
2.	4	Roland Hooks 9/9/79 vs. Cincinnati Willis McGahee 11/28/04 at Seattle

BEST RUSHING AVERAGE, GAME

Rank	AVG	Player/Game
1.	13.45	Wray Carlton 12/5/65 at Houston
2.	12.07	C.J. Spiller 9/9/12 at N.Y. Jets
3.	11.89	Thurman Thomas 9/24/90 at N.Y. Jets
4.	11.59	O.J. Simpson 11/17/75 at Cincinnati
5.	10.75	Antowain Smith 9/21/97 vs. Indianapolis

*Min. 10 attempts

MOST CONSECUTIVE RUSHING TD GAMES

Player	Games	Total
1t. Cookie Gilchrist	9/30/62 at DAL - 11/11/62 at SD	7
1t. O.J. Simpson	11/9/75 vs. BAL - 12/20/75 vs. MIN	7
3t. O.J. Simpson	9/21/75 vs. NYJ - 10/26/75 vs. MIA	6
3t. Robb Riddick	(10/9/88 vs. IND - 11/14/88 at MIA	6

LONGEST NON-SCORING RUSHING PLAYS

Player	Game	Long
1. C.J. Spiller	12/1/13 vs. ATL	77
2. Terry Miller	11/18/79 vs. GB	75
3. Wayne Patrick	10/11/69 vs. BOS	72
4. O.J. Simpson	12/9/73 vs. NE	71
5. Ben Gregory	9/29/68 vs. NYJ	67

ALL-TIME REGULAR SEASON RECEIVING



ALL-TIME LEADING RECEIVERS

Player	Season	G	Rec	Yds	Avg	Lg	TD
1. Andre Reed	1985-1999(15)	221	941	13095	13.9	83t	86
2. Eric Moulds	1996-2005(10)	154	675	9096	13.5	84t	48
3. Thurman Thomas	1988-1999(12)	173	456	4341	9.5	74t	22
4. Lee Evans	2004-2010(7)	109	377	5934	15.7	87t	43
5. Fred Jackson	2007-2014(8)	106	322	2640	8.2	65t	7
6. Josh Reed	2002-2009(8)	115	311	3575	11.5	52	10
7. Pete Metzelaars	1985-1994(10)	156	302	2921	9.7	53t	25
8. Stevie Johnson	2008-2013(6)	75	301	3832	12.7	63	28
9. Bob Chandler	1971-1979(9)	116	295	3999	13.6	58t	34
10. Elbert Dubenion	1960-1968(9)	103	294	5294	18	89	35
11. Peerless Price	1999-2007(6)	84	288	3772	13.1	73t	25
12. Jerry Butler	1979-1986(7)	88	278	4301	15.5	75t	29
13. Frank Lewis	1978-1983(6)	80	269	4638	17.2	92t	24
14. Jay Riemersma	1997-2002(6)	90	204	2304	11.3	38	20
15. Robert Woods	2013-2016(4)	57	203	2451	12.1	57	12
16. Scott Chandler	2010-2014(5)	65	182	2120	11.6	43	17
17. Joe Cribbs	1980-1985(5)	64	180	1783	9.9	65t	15
18. Charles Clay	2015-2018(4)	54	178	1822	10.2	44	9
19. O.J. Simpson	1969-1977(9)	112	175	1924	11	64t	12
20. LeSean McCoy	2015-2018 (4)	57	175	1334	7.6	41	5

MOST RECEIVING YARDS, CAREER

Rank	Yards	Player/Seasons
1.	13,095	Andre Reed 1985-99
2.	9,096	Eric Moulds 1996-2005
3.	5,934	Lee Evans 2004-10
4.	5,294	Elbert Dubenion 1960-68
5.	4,638	Frank Lewis 1978-83

BEST RECEIVING AVERAGE, CAREER

Rank	Yards	Player/Seasons
1.	18.12	James Lofton 1989-92
2.	18.09	Haven Moses 1968-72
3.	17.94	Elbert Dubenion 1960-68
4.	17.28	Glenn Bass 1961-66
5.	17.24	Frank Lewis 1978-83

MOST RECEIVING TOUCHDOWNS, CAREER

Rank	TDs	Player/Seasons
1.	86	Andre Reed 1985-99
2.	48	Eric Moulds 1996-2005
3.	43	Lee Evans 2004-10
4.	35	Elbert Dubenion 1960-68
5.	34	Bob Chandler 1971-79

100-YARD RECEIVING GAMES, CAREER

Rank	Games	Player/Seasons
1.	36	Andre Reed 1985-99
2.	26	Eric Moulds 1996-2005
3.	16	Elbert Dubenion 1960-68
4.	14	Frank Lewis 1978-83
		Lee Evans 2004-10

ALL-TIME REGULAR SEASON RECEIVING



MOST RECEIVING YARDS, SEASON

Rank	Yards	Player/Season
1.	1,368	Eric Moulds 1998
2.	1,326	Eric Moulds 2000
3.	1,312	Andre Reed 1989
4.	1,303	Andre Reed 1994
5.	1,292	Eric Moulds 2002 Lee Evans 2006

MOST RECEPTIONS, SEASON

Rank	Rec	Player/Season
1.	100	Eric Moulds 2002
2.	94	Eric Moulds 2000 Peerless Price 2002
4.	90	Andre Reed 1994
5.	88	Andre Reed 1989 Eric Moulds 2004

MOST RECEIVING TOUCHDOWNS, SEASON

Rank	Rec	Player/Season
1.	11	Bill Brooks 1995
2.	10	Elbert Dubenion 1964 Bob Chandler 1976 Andre Reed 1991 Eric Moulds 2002 Stevie Johnson 2010

BEST RECEIVING AVERAGE, SEASON

Rank	Avg	Player/Season
1.	27.12	Elbert Dubenion 1964
2.	22.88	Chris Burkett 1986
3.	20.86	Glenn Bass 1964
4.	20.42	Eric Moulds 1998
5.	20.34	James Lofton 1990

100-YARD RECEIVING GAMES, SEASON

Rank	Games	Player/Seasons
1.	7	Andre Reed 1989 Eric Moulds 2000

MOST RECEIVING YARDS, GAME

Rank	Yards	Player/Game
1.	265	Lee Evans 11/19/06 at Houston
2.	255	Jerry Butler 9/23/79 vs. N.Y. Jets
3.	231	Glenn Bass 11/8/64 at N.Y. Jets
4.	220	James Lofton 10/21/91 vs. Cincinnati
5.	218	Elbert Dubenion 10/24/64 vs. N.Y. Jets

MOST RECEPTIONS, GAME

Rank	Rec	Player/Game
1.	15	Andre Reed 11/20/94 vs. GB
2.	13	Greg Bell 9/8/85 vs. San Diego Andre Reed 9/18/89 vs. Denver Thurman Thomas 9/15/91 at N.Y. Jets Peerless Price 9/15/02 at Minnesota

MOST RECEIVING TOUCHDOWNS, GAME

Rank	Rec	Player/Game
1.	4	Jerry Butler 9/23/79 vs. N.Y. Jets Don Beebe 9/8/91 vs. Pittsburgh

CONSECUTIVE 100-YARD RECEIVING GAMES

Player	Games	Total
1t. Elbert Dubenion	10/11/64 at HOU - 10/24/64 vs. NYJ	3
1t. Andre Reed	9/18/89 vs. DEN - 10/1/89 vs. NE	3
1t. Eric Moulds	10/15/00 vs. SD - 10/29/00 vs. NYJ	3

ALL-TIME REGULAR SEASON SCRIMMAGE YARDS



ALL-TIME LEADING SCRIMMAGE YARDS

	Player	Season	G	Touch	Scrim Yards	ScrimYds /Game	Scrim TD
1	Thurman Thomas	1988-1999(12)	173	3305	16279	94.1	87
2	Andre Reed	1985-1999(15)	221	1016	13595	61.5	87
3	O.J. Simpson	1969-1977(9)	112	2298	12107	108.1	69
4	Eric Moulds	1996-2005(10)	154	703	9253	60.1	48
5	Fred Jackson	2007-2014(8)	106	1601	8286	78.2	37

MOST TOTAL YARDS FROM SCRIMMAGE, SEASON

	Player	Season	G	Touch	Scrim Yards	ScrimYds /Game	Scrim TD
1	O.J. Simpson	1975	14	357	2243	160.2	23
2	Thurman Thomas	1992	16	370	2113	132.1	12
3	O.J. Simpson	1973	14	338	2073	148.1	12
4	Thurman Thomas	1991	15	350	2038	135.9	12
5	Thurman Thomas	1989	16	358	1913	119.6	12

MOST TOUCHES, CAREER

Rank	Touches	Player/Seasons
1.	3,305	Thurman Thomas 1988-99
2.	2,298	O.J. Simpson 1969-77
3.	1,601	Fred Jackson 2007-14
4.	1,262	Joe Cribbs 1980-85
5.	1,066	Travis Henry 2001-04

MOST TOUCHES, SEASON

Rank	Touches	Player/Season
1.	403	Thurman Thomas 1993
2.	370	Thurman Thomas 1992
3.	368	Travis Henry 2002
4.	359	Travis Henry 2003
5.	358	Thurman Thomas 1989
	358	O.J. Simpson 1975

BEST YARDS PER TOUCH, CAREER

Rank	Avg	Player/Seasons
1.	13.4	Andre Reed 1985-99
2.	5.5	C.J. Spiller 2010-14
3.	5.3	O.J. Simpson 1969-77
4.	5.2	Cookie Gilchrist 1962-1964
5.	5.2	Fred Jackson 2007-14

BEST YARDS PER TOUCH, SEASON

Rank	Avg	Player/Season
1.	13.9	Andre Reed 1994
2.	12.9	Eric Moulds 2002
3.	6.8	Larry Centers 2001
4.	6.8	C.J. Spiller 2012

TOP SINGLE-GAME SCRIMMAGE YARD TOTALS

Yards	Player	Game
273	O.J. Simpson	11/25/76 at Detroit
268	Thurman Thomas	9/1/91 vs. Miami

ALL-TIME REGULAR SEASON INTERCEPTIONS



ALL-TIME INTERCEPTIONS LEADERS

Player	Season	G	Int	Yds	Avg	Long	TD
1. Butch Byrd	1964-1971(8)	112	40	666	16.7	75	5
2. Tony Greene	1971-1979(9)	128	37	628	17.0	101†	2
3. Mark Kelso	1986-1993(8)	99	30	327	10.9	78†	1
4. Charles Romes	1977-1986(10)	151	28	493	17.6	85†	1
5. Nate Odomes	1987-1993(7)	108	26	224	8.6	48	1
6. Mario Clark	1976-1983(8)	115	25	438	17.5	53	0
7†. Nate Clements	2001-2006(6)	96	23	341	14.8	58†	5
7†. Booker Edgerson	1962-1969(8)	100	23	421	18.3	91	2
7†. Steve Freeman	1975-1986(12)	178	23	329	14.3	50†	3
10†. Jarius Byrd	2009-2013(5)	73	22	409	18.6	57	2
10†. George Saimes	1963-1969(7)	91	22	238	10.8	32	0

LONGEST INT RETURN

Player	Long
1. Tony Greene (1976)	101†
2. Tom Janik (1972)	100†
3. Booker Edgerson (1964)	91
4†. Charles Romes (1978)	85†
4†. Henry Jones (1993)	85†

MOST INTERCEPTIONS, SEASON

Rank	Touches	Player/Seasons
1	10	Billy Atkins 1961 Tom Janik 1967
3.	9	Tony Greene 1974 Tony Greene 1977 Nate Odomes 1993 Jarius Byrd 2009

MOST INTS RETURNED FOR A TD, CAREER

Rank	TDs	Player/Seasons
1.	5	George "Butch" Byrd 1964-70 Tom Janik 1965-68 Nate Clements 2001-06
2.	4	Henry Jones 1991-2000
3.	3	Steve Freeman 1975-80

MOST INTERCEPTIONS, GAME

Rank	Rec	Player/Game
1.	3	Billy Atkins 10/16/60 vs. N.Y. Titans Marv Matuszak 10/7/62 at Houston Charley Warner 9/19/65 at Denver Tom Janik 12/9/67 at Boston George "Butch" Byrd 10/5/69 at Houston Tony Greene 10/30/77 at Seattle Jeff Nixon 9/7/80 vs. Miami Mark Kelso 12/12/92 vs. Denver Nate Clements 10/20/02 at Miami

MOST INTS RETURNED FOR A TD, SEASON

Rank	TDs	Player/Season
1.	2	Tom Janik 1966 Tom Janik 1967 Booker Edgerson 1968 Henry Jones 1992 Brandon Spoon 2001 Takeo Spikes 2004 Jabari Greer 2008

MOST INTERCEPTION YARDS, CAREER

Rank	Yards	Player/Seasons
1.	666	George "Butch" Byrd 1964-70
2.	628	Tony Greene 1971-79
3.	495	Tom Janik 1965-68
4.	493	Charles Romes 1977-86

ALL-TIME REGULAR SEASON SACKS/MISC TDS



MOST SACKS, CAREER

Rank	Sacks	Player/Seasons
1.	171.0	Bruce Smith 1985-99
2.	78.0	Aaron Schobel 2001-09
3.	61.5	Phil Hansen 1991-2001
4.	52.5	Cornelius Bennett 1987-95
5.	48.5	Kyle Williams 2006-2018
6.	43.0	Mario Williams 2012-15
7.	41.0	Jerry Hughes 2013-present
8.	38.5	Darryl Talley 1983-94
9.	35.0	Marcell Dareus 2011-2017

MOST SACKS, SEASON

Rank	Sacks	Player/Season
1.	19.0	Bruce Smith 1990
2.	17.5	Bryce Paup 1995
3.	15.0	Bruce Smith 1986
4.	14.5	Mario Williams 2014
5.	14.0	Bruce Smith 1993 Bruce Smith 1992 Bruce Smith 1997

MOST SACKS, GAME

Rank	Sacks	Player/Game
1.	4.5	Mario Williams 9/15/13 vs. Carolina
2.	4.0	Cornelius Bennett 12/27/87 at Philadelphia Bruce Smith 12/9/90 at Indianapolis Bruce Smith 9/18/94 at Houston
5.	3.5	Mario Williams 11/13/14 at Miami

Note: The Bills record book only includes figures since 1982 when sacks first became an official NFL statistic

LONGEST FUMBLE RETURN FOR A TD

Rank	Return	Player/Game
1.	87	Dave Kilson 9/25/83 vs. Houston
2.	74	Da'Norris Searcy 9/8/13 vs. New England
3.	68	Terrence McGee 11/12/06 at Indianapolis

MOST FUMBLE RETURN TDS, CAREER

Rank	Returns	Player/Seasons
1.	2	Mike Lodish 1990-94 Nate Odomes 1987-1993 Ahmad Rashad 1987-1993

LONGEST BLOCKED PUNT TD RETURN

Rank	Return	Player/Game
1.	38	James Williams 10/7/90 vs. L.A. Raiders
2.	36	Stan David 12/8/84 at N.Y. Jets
3.	18	Gabe Northern 11/10/96 at Philadelphia

LONGEST BLOCKED FIELD GOAL TD RETURN

Rank	Return	Player/Game
1.	80	Cornelius Bennett 9/30/90 vs. Denver
2.	76	Charles Romea 9/2/79 vs. Miami Mark Kelso 9/24/89 at Houston
4.	72	Jim Dunaway 11/13/66 vs. N.Y. Jets

ALL-TIME REGULAR SEASON PUNTING



ALL-TIME LEADING PUNTERS, GROSS AVERAGE

Player	Season	G	Punt	Blk	Yds	Avg	TB	In20
1. Colton Schmidt	2014-2018 (5)	68	346	0	15,224	44.0	21	110
2. Brian Moorman	2001-2013(13)	190	923	2	40370	43.7	82	259
3. Paul Maguire	1964-1970(7)	98	552	3	23249	42.1	-	-
4. Marv Bateman	1974-1977(4)	47	262	5	10937	41.7	24	30
5. Chris Mohr	1991-2000(10)	159	769	2	31220	40.6	67	187

MOST PUNTS, CAREER

Rank	Punts	Player/Seasons
1.	923	Brian Moorman 2001-13
2.	769	Chris Mohr 1991-2000
3.	552	Paul Maguire 1964-70

MOST PUNTS INSIDE THE 20, CAREER

Rank	Punts	Player/Seasons
1.	259	Brian Moorman 2001-13
2.	190	Chris Mohr 1991-2000
3.	130	Paul Maguire 1964-70

LONGEST PUNT

Rank	Punt	Player/Game
1.	84	Brian Moorman 12/22/02 at Green Bay
2.	80	Chris Mohr 10/13/96 vs. Miami Brian Moorman 9/12/04 vs. Jacksonville

MOST PUNTS, SEASON

Rank	Punts	Player/Season
1.	101	Chris Mohr 1996
2.	100	Paul Maguire 1968
3.	96	Rusty Jackson 1979

MOST PUNTS INSIDE THE 20, SEASON

Rank	Punts	Player/Season
1.	33	John Kidd 1985 Brian Moorman 2006
3.	31	Colton Schmidt 2014

BEST GROSS AVERAGE, SEASON

Rank	Avg	Player/Season
1.	48.22	Brian Moorman 2011
2.	46.58	Brian Moorman 2009
3.	46.30	Colton Schmidt 2015

BEST GROSS AVERAGE, GAME

Rank	Avg	Player/Game
1.	57.83	Brian Moorman 10/8/06 at Chicago
2.	56.50	Brian Moorman 9/7/03 vs. New England
3.	55.14	Paul Maguire 9/21/69 vs. Houston

MOST PUNTS, GAME

Rank	Punts	Player/Game
1.	11	Paul Maguire 10/15/67 vs. Oakland Paul Maguire 12/7/68 at Houston Marv Bateman 11/15/76 at Dallas Chris Mohr 10/6/96 vs. Indianapolis

ALL-TIME REGULAR SEASON PUNT RETURNS



ALL-TIME LEADING PUNT RETURNERS

	Player	Season	G	PR	FC	Yds	Avg	Lg	TD
1	Roscoe Parrish	2005-2011(7)	77	135	52	1622	12	82†	3
2	Jeff Burris	1994-1997(4)	54	100	22	1045	10.5	57	0
3	Leodis McKelvin	2008-2015(8)	98	99	53	1021	10.3	88†	3
4	Keith Moody	1976-1979(4)	58	88	29	920	10.5	91†	3
5	Kevin Williams	1998-1999(2)	32	70	28	700	10	73	0

MOST PUNT RETURNS, CAREER

Rank	Returns	Player/Seasons
1.	135	Roscoe Parrish 2005-11
2.	100	Jeff Burris 1994-97
3.	99	Leodis McKelvin 2008-15

MOST PUNT RETURN YARDS, CAREER

Rank	Yards	Player/Seasons
1.	1,622	Roscoe Parrish 2005-11
2.	1,045	Jeff Burris 1994-97
3.	1,021	Leodis McKelvin 2008-15

MOST PUNT RETURN TDS, CAREER

Rank	TDs	Player/Seasons
1.	3	Keith Moody 1976-79 Roscoe Parrish 2005-11 Leodis McKelvin 2008-15

BEST PUNT RETURN AVERAGE, CAREER

Rank	Avg	Player/Seasons
1.	12.08	C.J. Spiller 2010-14
2.	12.01	Roscoe Parrish 2005-11
3.	12.00	Clifford Hicks 1990-92

LONGEST PUNT RETURN

Rank	Return	Player/Game
1.	91	Keith Moody 10/23/77 vs. Cleveland
2.	88	Leodis McKelvin 9/16/12 vs. Kansas City
3.	86	Nate Clements 11/21/04 vs. St. Louis

MOST PUNT RETURNS, SEASON

Rank	Returns	Player/Season
1.	43	Donnie Walker 1974
2.	42	Robb Riddick 1983
3.	38	Keith Moody 1979

MOST PUNT RETURN YARDS, SEASON

Rank	Yards	Player/Season
1.	440	Roscoe Parrish 2007
2.	431	Leodis McKelvin 2012
3.	384	Donnie Walker 1974

MOST PUNT RETURN TDS, SEASON

Rank	TDs	Player/Season
1.	2	Leodis McKelvin 2012
2.	1	On 22 occasions (Last: Marcus Thigpen 2014)

BEST PUNT RETURN AVERAGE, SEASON

Rank	Avg	Player/Season
1.	18.74	Leodis McKelvin 2012
2.	16.30	Roscoe Parrish 2007
3.	15.33	Roscoe Parrish 2008

ALL-TIME REGULAR SEASON KICK RETURNS



ALL-TIME LEADING KICK RETURNERS

	Player	Season	G	KR	Yds	Avg	Lg	TD
1	Terrence McGee	2003-2012(10)	122	207	5450	26.3	104†	5
2	Leodis McKelvin	2008-2015(8)	98	95	2471	26	98†	1
3	Keith Moody	1976-1979(4)	58	101	2168	21.5	45	0
4	Eric Moulds	1996-2005(10)	154	96	2128	22.2	97†	1
5	Kevin Williams	1998-1999(2)	32	89	1899	21.3	62	0

MOST KICK RETURNS, CAREER

Rank	Returns	Player/Seasons
1.	207	Terrence McGee 2003-12
2.	101	Keith Moody 1976-79
3.	96	Eric Moulds 1996-2005
4.	95	Leodis McKelvin 2008-15

MOST KICK RETURN YARDS, CAREER

Rank	Yards	Player/Seasons
1.	5,450	Terrence McGee 2003-12
2.	2,471	Leodis McKelvin 2008-15
3.	2,168	Keith Moody 1976-79

MOST KICK RETURN TDS, CAREER

Rank	TDs	Player/Seasons
1.	5	Terrence McGee 2003-12
2.	3	Charley Warner 1964-66
3.	2	Wallace Francis 1973-74 C.J. Spiller 2010-14

BEST KICK RETURN AVERAGE, CAREER

Rank	Avg	Player/Seasons
1.	30.00	O.J. Simpson 1969-77
2.	27.23	Wallace Francis 1973-74
3.	26.78	Mike Mosley 1982-84

LONGEST KICK RETURN

Rank	Return	Player/Game
1.	104	Terrence McGee 12/5/04 at Miami (TD)
2.	103	Terrence McGee 10/8/07 vs. Dallas (TD)

MOST KICK RETURNS, SEASON

Rank	Returns	Player/Season
1.	64	Charlie Rogers 2002
2.	52	Eric Moulds 1996 Terrence McGee 2004 Terrence McGee 2006 Leodis McKelvin 2008

MOST KICK RETURN YARDS, SEASON

Rank	Yards	Player/Season
1.	1,468	Leodis McKelvin 2008
2.	1,391	Terrence McGee 2005
3.	1,370	Terrence McGee 2004

MOST KICK RETURN TDS, SEASON

Rank	TDs	Player/Season
1.	3	Terrence McGee 2004
2.	2	Charley Warner 1965 Wallace Francis 1973

BEST KICK RETURN AVERAGE, SEASON

Rank	Avg	Player/Season
1.	30.24	Terrence McGee 2005
2.	29.87	Wallace Francis 1973
3.	28.33	Leodis McKelvin 2012

ALL-TIME REGULAR SEASON ROOKIE RECORDS



PASSING

MOST ATTEMPTS, Season

1. Dennis Shaw, 1970 321
2. **Josh Allen, 2018** **320**
3. EJ Manuel, 2013..... 306
4. Trent Edwards, 2007 269
5. John Green, 1960..... 228

MOST COMPLETIONS, Season

1. EJ Manuel, 2013..... 180
2. Dennis Shaw, 1970 178
3. **Josh Allen, 2018** **169**
4. Trent Edwards, 2007 151
5. Dan Darragh, 1968 92

MOST YARDS, Season

1. Dennis Shaw, 1970 2,507
2. **Josh Allen, 2018** **2,074**
3. EJ Manuel, 2013..... 1,972
4. Trent Edwards, 2007 1,630
5. John Green, 1960..... 1,267

MOST TD PASSES, Season

1. EJ Manuel, 2013..... 11
- 2t. **Josh Allen, 2018** **10**
- 2t. John Green, 1960..... 10
- 2t. Dennis Shaw, 1970 10
- 4t. Trent Edwards, 2007 7

RUSHING

MOST ATTEMPTS, Season

1. Joe Cribbs, 1980..... 306
2. Willis McGahee, 2004 284
3. Marshawn Lynch, 2007 .. 280
4. Greg Bell, 1984..... 262
5. Terry Miller, 1978 238

MOST YARDS, Season

1. Joe Cribbs, 1980..... 1,185
2. Willis McGahee, 2004 ... 1,128
3. Marshawn Lynch, 2007 1,115
4. Greg Bell, 1984..... 1,100
5. Terry Miller, 1978 1,060

MOST TOUCHDOWNS, Season

1. Willis McGahee, 2004 13
2. Joe Cribbs, 1980..... 11
- 3t. **Josh Allen, 2018** **8**
- 3t. Antowain Smith, 1997..... 8
- 5t. Terry Miller, 1978..... 7
- 5t. Greg Bell, 1984 7
- 5t. Marshawn Lynch, 2007 ... 7
- 5t. Karlos Williams, 2015..... 7

MOST RECEIVING

MOST RECEPTIONS, Season

1. Sammy Watkins, 2014 65
2. Joe Cribbs, 1980 52
3. Glenn Bass, 1961 50
- 4t. Jerry Butler, 1979..... 48
- 4t. Andre Reed, 1985 48

MOST YARDS, Season

1. Sammy Watkins, 2014 ... 982
2. Lee Evans, 2004 843
3. Jerry Butler, 1979..... 834
4. Glenn Bass, 1961 765
5. Elbert Dubenion, 1960 ... 752

MOST TOUCHDOWNS, Season

1. Lee Evans, 2004 9
2. Elbert Dubenion, 1960 7
3. Sammy Watkins, 2014 6

TOTAL OFFENSE

MOST POINTS, Season

1. Pete Gogolak, 1964 102
2. Booth Lusteg, 1966 98
3. Willis McGahee, 2004 78
4. Joe Cribbs, 1980 72
- 5t. Grant Guthrie, 1970 54
- 5t. Lee Evans, 2004..... 54
- 5t. Karlos Williams, 2015.... 54

INTERCEPTIONS

MOST INTERCEPTIONS, Season

1. Jairus Byrd, 2009..... 9
2. Archie Matsos, 1960..... 8
- 3t. Carl Charon, 1962..... 7
- 3t. George "Butch" Byrd, 1964... 7

PUNT RETURNS

PUNT RETURN YARDS, Season

1. Jeff Burris, 1994 332
2. Hagood Clarke, 1964 317
3. Don Wilson, 1984 297
4. Russell Copeland, 1993.. 274
5. Donnie Walker, 1973..... 210

KICK RETURNS

KICK RETURN YARDS, Season

1. Leodis McKelvin, 2008 .. 1,468
2. Eric Moulds, 1996..... 1,205
3. C.J. Spiller, 2010 1,014
4. Max Anderson, 1968..... 971
5. Darick Holmes, 1995 799

300-YARD PASSING PERFORMANCES

REGULAR SEASON ONLY



YARDS	ATT	COMP	TD	INT	PLAYER	OPP.	DATE	H/A	SCORE	RECORD
334	49	18	2	1	John Green	v HOU	10/30/60	H	W, 25-24	1-0
300	24	12	2	2	Jack Kemp	@ KCY	10/13/63	A	W, 35-26	2-0
317	36	18	1	1	Jack Kemp (2)	v BOS	10/26/63	H	W, 28-21	3-0
378	26	14	3	3	Jack Kemp (3)	@ HOU	10/11/64	A	W, 48-17	4-0
317	21	12	2	2	Dennis Shaw	v NYJ	10/4/70	H	W, 33-31	5-0
358	32	24	2	2	Dennis Shaw (2)	v MIA	10/18/70	H	L, 14-33	5-1
353	30	18	4	3	Dennis Shaw (3)	v DAL	9/19/71	H	L, 37-49	5-2
331	40	25	1	3	Joe Ferguson	@ MIA	12/17/77	A	L, 14-31	5-3
367	30	19	5	0	Joe Ferguson (2)	v NYJ	9/23/79	H	W, 46-31	6-3
317	23	14	3	1	Joe Ferguson (3)	@ BAL	9/30/79	A	W, 31-13	7-3
339	35	17	1	2	Joe Ferguson (4)	@ DET	10/28/79	A	W, 20-17	8-3
316	46	27	0	1	Joe Ferguson (5)	v DEN	12/2/79	H	L, 9-16	8-4
338	29	20	3	0	Joe Ferguson (6)	v MIA	10/12/81	H	W, 31-21	9-4
301	42	19	1	4	Joe Ferguson (7)	@ DAL	11/9/81	A	L, 14-27	9-5
330	45	25	3	1	Joe Ferguson (8)	v MIN	9/16/82	H	W, 23-22	10-5
419	55	38	5	1	Joe Ferguson (9)	@ MIA	10/9/83	A	W, 38-35	11-5
340	46	31	2	0	Joe Ferguson (10)	v NYJ	9/23/84	H	L, 26-28	11-6
377	46	31	0	2	Vince Ferragamo	v SDC	9/8/85	H	L, 9-14	11-7
357	39	22	0	2	Bruce Mathison	v NYJ	12/8/85	H	L, 7-27	11-8
342	39	29	3	0	Jim Kelly	@ TAM	11/2/86	A	L, 28-34	11-9
315	39	20	2	0	Jim Kelly (2)	v CLE	12/7/86	H	L, 17-21	11-10
305	42	25	3	1	Jim Kelly (3)	v NYJ	9/13/87	H	L, 28-31	11-11
359	39	29	2	0	Jim Kelly (4)	@ MIA	10/25/87	A	W, 34-31	12-11
315	36	22	1	0	Jim Kelly (5)	@ RAI	12/6/87	A	L, 21-34	12-12
315	39	21	3	1	Jim Kelly (6)	v IND	10/9/88	H	W, 34-23	13-12
302	27	16	3	1	Jim Kelly (7)	@ NYJ	10/17/88	A	W, 37-14	14-12
363	29	17	5	1	Jim Kelly (8)	@ HOU	9/24/89	A	W, 47-41	15-12
356	41	21	1	2	Jim Kelly (9)	@ NEP	11/19/89	A	L, 24-33	15-13
334	32	19	3	1	Jim Kelly (10)	v PHI	12/2/90	H	W, 30-23	16-13
381	39	29	2	1	Jim Kelly (11)	v MIA	9/1/91	H	W, 35-31	17-13
363	43	31	6	2	Jim Kelly (12)	v PIT	9/8/91	H	W, 52-34	18-13
322	35	20	1	1	Jim Kelly (13)	@ TAM	9/22/91	A	W, 17-10	19-13
303	29	19	3	0	Jim Kelly (14)	v CHI	9/29/91	H	W, 35-20	20-13
392	27	18	5	3	Jim Kelly (15)	v CIN	10/21/91	H	W, 35-16	21-13
347	52	33	2	1	Jim Kelly (16)	@ RAI	12/8/91	A	W, 30-27	22-13
403	33	22	3	1	Jim Kelly (17)	@ SFR	9/13/92	A	W, 34-31	23-13
308	20	15	3	0	Jim Kelly (18)	@ NEP	9/27/92	A	W, 41-7	24-13
306	48	25	1	4	Jim Kelly (19)	v MIA	10/4/92	H	L, 10-37	24-14
302	45	26	0	1	Jim Kelly (20)	@ RAI	10/11/92	A	L, 3-20	24-15
317	46	29	1	0	Jim Kelly (21)	@ NEP	11/7/93	A	W, 13-10	25-15
328	41	25	4	3	Jim Kelly (22)	@ NEP	9/11/94	A	W, 38-35	26-15
365	44	32	2	1	Jim Kelly (23)	v GBY	11/20/94	H	W, 29-20	27-15
316	37	22	2	0	Jim Kelly (24)	@ NYJ	11/19/95	A	W, 28-26	28-15
313	41	24	1	1	Jim Kelly (25)	@ NYG	9/1/96	A	W, 23-20	29-15
309	44	23	1	0	Todd Collins	v IND	10/6/96	H	W, 16-13	30-15
324	41	24	1	2	Jim Kelly (26)	@ SEA	12/8/96	A	L, 18-26	30-16
339	39	21	2	0	Doug Flutie	@ NEP	11/29/98	A	L, 21-25	30-17
319	30	18	2	3	Doug Flutie (2)	@ CIN	12/6/98	A	W, 33-20	31-17
300	42	22	1	2	Doug Flutie (3)	@ IND	9/12/99	A	L, 14-31	31-18
321	47	29	1	1	Rob Johnson	v SDC	10/15/00	H	W, 27-24	32-18
366	25	20	3	0	Doug Flutie (4)	@ SEA	12/23/00	A	W, 42-23	33-18

300-YARD PASSING PERFORMANCES

REGULAR SEASON ONLY



YARDS	ATT	COMP	TD	INT	PLAYER	OPP.	DATE	H/A	SCORE	RECORD
310	37	24	1	1	Rob Johnson (2)	@ SDC	10/28/01	A	L, 24-27	33-19
316	42	28	2	0	Alex Van Pelt	v SEA	11/18/01	H	L, 20-23	33-20
309	34	21	3	1	Alex Van Pelt (2)	v MIA	11/25/01	H	L, 27-34	33-21
463	49	35	3	0	Drew Bledsoe	@ MIN	9/15/02	A	W, 45-39	34-21
328	36	28	4	0	Drew Bledsoe (2)	v CHI	9/29/02	H	W, 33-27	35-21
417	53	32	2	3	Drew Bledsoe (3)	v OAK	10/6/02	H	L, 31-49	35-22
302	36	21	1	0	Drew Bledsoe (4)	v DET	10/27/02	H	W, 24-17	36-22
302	45	28	1	1	Drew Bledsoe (5)	v NEP	11/3/02	H	L, 7-38	36-23
306	27	15	3	0	Drew Bledsoe (6)	v MIA	12/1/02	H	W, 38-21	37-23
328	51	32	2	4	Drew Bledsoe (7)	@ NEP	12/8/02	A	L, 17-27	37-24
314	25	19	2	0	Drew Bledsoe (8)	@ JAX	9/14/03	A	W, 38-17	38-24
308	31	24	1	1	Kelly Holcomb	@ CIN	12/24/05	A	W, 37-27	39-24
328	38	22	1	1	J.P. Losman	v NYJ	9/24/06	H	L, 20-28	39-25
340	38	26	3	1	J.P. Losman (2)	@ HOU	11/19/06	A	W, 24-21	40-25
374	43	29	4	2	Ryan Fitzpatrick	@ BAL	10/24/10	A	L, 34-37	40-26
316	34	21	4	2	Ryan Fitzpatrick (2)	@ CIN	11/21/10	A	W, 49-31	41-26
369	40	27	2	2	Ryan Fitzpatrick (3)	v NEP	9/25/11	H	W, 34-31	42-26
316	47	31	2	3	Ryan Fitzpatrick (4)	v MIA	12/18/11	H	L, 23-30	42-27
307	46	29	2	4	Ryan Fitzpatrick (5)	@ NEP	1/1/12	A	L, 21-49	42-28
350	39	22	4	4	Ryan Fitzpatrick (6)	v NEP	9/30/12	H	L, 28-52	42-29
337	40	27	2	1	Ryan Fitzpatrick (7)	@ NEP	11/11/12	A	L, 31-37	42-30
308	43	30	1	1	Kyle Orton	at DET	10/5/14	A	W, 17-14	43-30
355	57	38	1	2	Kyle Orton (2)	at DEN	12/7/14	A	L, 17-24	43-31
329	49	32	3	2	Kyle Orton (3)	at OAK	12/21/14	A	L, 24-26	43-32
329	39	26	3	0	Tyrod Taylor	vs MIA	12/24/16	H	L, 31-34 (OT)	43-33

100-YARD RECEIVING PERFORMANCES

REGULAR SEASON ONLY



REGULAR SEASON ONLY

YARDS	REC	AVG.	PLAYER	OPP.	DATE	H/A	SCORE	WITH1 (M/2)
112	3	37.3	Elbert Dubenion	v DEN	9/18/60	H	L, 21-27	0-1-0
110	5	22.0	Wray Carlton	v OAK	10/23/60	H	W, 38-9	1-1-0
177	6	29.5	Wray Carlton (2)	v HOU	10/30/60	H	W, 25-24	2-1-0
161	8	20.1	Elbert Dubenion (2)	v DLT	11/6/60	H	L, 28-45	2-2-0
123	10	12.3	Tom Rychlec	@ OAK	11/13/60	A	L, 7-20	2-3-0
134	6	22.3	Elbert Dubenion (3)	@ DEN	11/27/60	A	T, 38-38	2-3-1
102	4	25.5	Monte Crockett	@ HOU	10/8/61	A	W, 22-12	3-3-1
159	4	39.8	Glenn Bass	v DLT	10/15/61	H	W, 27-24	4-3-1
107	8	13.4	Perry Richards	@ BOS	10/22/61	A	L, 21-52	4-4-1
123	8	15.4	Glenn Bass (2)	v HOU	10/29/61	H	L, 16-28	4-5-1
100	4	25.0	Elbert Dubenion (4)	v OAK	11/5/61	H	L, 22-31	4-6-1
110	12	9.2	Glenn Bass (3)	@ OAK	12/3/61	A	W, 26-21	5-6-1
117	9	13.0	Ernie Warlick	v DLT	12/2/62	H	W, 23-14	6-6-1
108	7	15.4	Bill Miller	@ OAK	9/15/63	A	L, 17-35	6-7-1
146	8	18.3	Elbert Dubenion (5)	@ OAK	9/15/63	A	L, 17-35	(0-1)
100	5	20.0	Elbert Dubenion (6)	v KCY	9/22/63	H	T, 27-27	6-7-2
152	12	12.7	Bill Miller (2)	v OAK	10/5/63	H	W, 12-0	7-7-2
109	3	36.3	Charley Ferguson	v BOS	10/26/63	H	W, 28-21	8-7-2
119	5	23.8	Elbert Dubenion (7)	@ DEN	11/3/63	A	W, 30-28	9-7-2
100	4	25.0	Ed Rutkowski	v DEN	11/9/63	H	W, 27-17	10-7-2
112	6	18.7	Elbert Dubenion (8)	v SDC	11/17/63	H	L, 13-23	10-8-2
123	5	24.6	Elbert Dubenion (9)	v SDC	9/26/64	H	W, 30-3	11-8-2
183	5	36.6	Elbert Dubenion (10)	@ HOU	10/11/64	A	W, 48-17	12-8-2
147	5	29.4	Glenn Bass (4)	@ HOU	10/11/64	A	W, 48-17	(1-1)
122	5	24.4	Elbert Dubenion (11)	@ KCY	10/18/64	A	W, 35-22	13-8-2
218	5	43.6	Elbert Dubenion (12)	v NYJ	10/24/64	H	W, 34-24	14-8-2
231	8	28.9	Glenn Bass (5)	@ NYJ	11/8/64	A	W, 20-7	15-8-2
127	7	18.1	Ed Rutkowski (2)	v BOS	11/15/64	H	L, 28-36	15-9-2
141	6	23.5	Glenn Bass (6)	v BOS	11/15/64	H	L, 28-36	(1-2)
103	6	17.2	Glenn Bass (7)	@ BOS	12/20/64	A	W, 24-14	16-9-2
127	3	42.3	Elbert Dubenion (13)	@ BOS	12/20/64	A	W, 24-14	(2-2)
103	5	20.6	Elbert Dubenion (14)	@ DEN	9/19/65	A	W, 30-15	17-9-2
156	6	26.0	Billy Joe	v DEN	10/24/65	H	W, 31-13	18-9-2
106	3	35.3	Bo Roberson	@ HOU	12/5/65	A	W, 29-18	19-9-2
127	6	21.2	Bo Roberson (2)	v KCY	12/12/65	H	W, 34-25	20-9-2
101	5	20.2	Elbert Dubenion (15)	v MIA	9/18/66	H	W, 58-24	21-9-2
104	7	14.9	Elbert Dubenion (16)	v BOS	10/8/66	H	L, 10-20	21-10-2
138	7	19.7	Paul Costa	v DEN	11/19/67	H	L, 20-21	21-11-2
163	6	27.2	Paul Costa (2)	@ OAK	12/24/67	A	L, 21-28	21-12-2
108	5	21.6	Haven Moses	v KCY	10/5/68	H	L, 7-18	21-13-2
119	6	19.8	Marlin Briscoe	@ OAK	10/19/69	A	L, 21-50	21-14-2
147	6	24.5	Haven Moses (2)	@ NYJ	11/9/69	A	L, 6-16	21-15-2
130	6	21.7	Haven Moses (3)	@ BOS	11/23/69	A	L, 21-35	21-16-2
120	4	30.0	Marlin Briscoe (2)	v NYJ	10/4/70	H	W, 33-31	22-16-2
118	4	29.5	Haven Moses (4)	v NYJ	10/4/70	H	W, 33-31	(3-2)
122	4	30.5	Haven Moses (5)	@ PIT	10/11/70	A	L, 10-23	22-17-2
145	7	20.7	Marlin Briscoe (3)	v MIA	10/18/70	H	L, 14-33	22-18-2
121	6	20.2	Wayne Patrick	v MIA	10/18/70	H	L, 14-33	(3-3)

100-YARD RECEIVING PERFORMANCES

REGULAR SEASON ONLY



YARDS	REC	AVG.	PLAYER	OPP.	DATE	H/A	SCORE	W/H1 (W/2)
100	5	20.0	Marlin Briscoe (4)	@ NYJ	10/25/70	A	W, 10-6	23-18-2
109	5	21.8	Marlin Briscoe (5)	v CIN	11/8/70	H	L, 14-43	23-19-2
104	4	26.0	Marlin Briscoe (6)	v BOS	11/29/70	H	L, 10-14	23-20-2
100	6	16.7	Haven Moses (6)	v BAL	12/13/70	H	L, 14-20	23-21-2
113	3	37.7	Marlin Briscoe (7)	v DAL	9/19/71	H	L, 37-49	23-22-2
151	6	25.2	Haven Moses (7)	@ NYJ	10/17/71	A	L, 17-28	23-23-2
115	8	14.4	J.D. Hill	v BAL	10/1/72	H	L, 0-17	23-24-2
129	8	16.1	J.D. Hill (2)	v DET	12/10/72	H	T, 21-21	23-24-3
118	7	16.9	J.D. Hill (3)	@ SDC	9/23/73	A	L, 7-34	23-25-3
110	7	15.7	Ahmad Rashad	@ NEP	11/3/74	A	W, 29-28	24-25-3
121	6	20.2	John Holland	@ BAL	10/12/75	A	W, 38-31	25-25-3
118	7	16.9	Bob Chandler	v BAL	11/9/75	H	L, 35-42	25-26-3
147	4	36.8	J.D. Hill (4)	v NEP	11/23/75	H	W, 45-31	26-26-3
117	8	14.6	O.J. Simpson	@ MIA	12/7/75	A	L, 21-31	26-27-3
111	2	55.5	John Holland (2)	v MIA	9/13/76	H	L, 21-30	26-28-3
110	5	22.0	Bob Chandler (2)	@ TAM	9/26/76	A	W, 14-9	27-28-3
104	7	14.9	Bob Chandler (3)	@ NEP	11/7/76	A	L, 10-20	27-29-3
111	5	22.2	Reuben Gant	v CLE	10/23/77	H	L, 16-27	27-30-3
120	9	13.3	Bob Chandler (4)	@ OAK	11/28/77	A	L, 13-34	27-31-2
108	7	15.4	Bob Chandler (5)	@ NYJ	12/11/77	A	W, 14-10	28-31-3
100	6	16.7	Reuben Gant (2)	v NYJ	9/10/78	H	L, 20-21	28-32-2
153	5	30.6	Frank Lewis	@ MIA	9/17/78	A	L, 24-31	28-33-3
116	7	16.6	Bob Chandler (6)	v KYC	10/1/78	H	W, 28-13	29-33-3
114	7	16.3	Bob Chandler (7)	@ CLE	10/29/78	A	L, 20-41	29-34-3
126	7	18.0	Frank Lewis (2)	@ KYC	12/3/78	A	L, 10-14	29-35-3
116	7	16.6	Jerry Butler	v CIN	9/9/79	H	W, 51-24	30-35-3
157	8	19.6	Curtis Brown	@ SDC	9/16/79	A	L, 19-27	30-36-3
255	10	25.5	Jerry Butler (2)	v NYJ	9/23/79	H	W, 46-31	31-36-3
120	3	40.0	Frank Lewis (3)	@ BAL	9/30/79	A	W, 31-13	32-36-3
158	8	19.8	Frank Lewis (4)	v BAL	10/21/79	H	L, 13-14	32-37-3
190	7	27.1	Frank Lewis (5)	@ DET	10/28/79	A	W, 20-17	33-37-3
116	6	19.3	Frank Lewis (6)	v GBY	11/18/79	H	W, 19-12	34-37-3
111	8	13.9	Frank Lewis (7)	@ MIN	12/9/79	A	L, 3-10	34-38-3
133	5	26.6	Jerry Butler (3)	@ NOR	9/21/80	A	W, 35-26	35-38-3
122	9	13.6	Jerry Butler (4)	v ATL	11/2/80	H	L, 14-30	35-39-3
123	6	20.5	Jerry Butler (5)	v NYJ	9/6/81	H	W, 31-0	36-39-3
108	7	15.4	Frank Lewis (8)	v PHI	9/17/81	H	L, 14-20	36-40-3
132	8	16.5	Frank Lewis (9)	@ CIN	9/27/81	A	L, 24-27	36-41-3
106	5	21.2	Frank Lewis (10)	v MIA	10/12/81	H	W, 31-21	37-41-3
109	6	18.2	Frank Lewis (11)	@ NYJ	10/18/81	A	L, 14-33	37-42-3
163	5	32.6	Joe Cribbs	v CLE	11/1/81	H	W, 22-13	38-42-3
118	8	14.8	Jerry Butler (6)	@ DAL	11/9/81	A	L, 14-27	38-43-3
111	6	18.5	Roland Hooks	v NEP	11/22/81	H	W, 20-17	39-43-3
113	5	22.6	Frank Lewis (12)	@ SDC	12/6/81	A	W, 28-27	40-43-3
111	7	15.9	Jerry Butler (7)	v MIN	9/16/82	H	W, 23-22	41-43-3
113	7	16.1	Frank Lewis (13)	@ NEP	1/2/83	A	L, 19-30	41-44-3
116	7	16.6	Frank Lewis (14)	v NEP	10/23/83	H	L, 0-31	41-45-3
106	4	26.5	Byron Franklin	@ RAM	11/27/83	A	L, 17-41	41-46-3
103	6	17.2	Perry Tuttle	@ ATL	12/18/83	A	L, 14-31	41-47-3
140	4	35.0	Jerry Butler (8)	v SDC	9/8/85	H	L, 9-14	41-48-3
103	6	17.2	Andre Reed	@ SDC	12/1/85	A	L, 7-40	41-49-3

100-YARD RECEIVING PERFORMANCES

REGULAR SEASON ONLY



YARDS	REC	AVG.	PLAYER	OPP.	DATE	H/A	SCORE	WITH (W/2)
127	5	25.4	Chris Burkett	v NYJ	12/8/85	H	L, 7-27	41-50-3
113	7	16.1	Pete Metzelaars	@ TAM	11/2/86	A	L, 28-34	41-51-3
122	3	40.7	Chris Burkett (2)	v CLE	12/7/86	H	L, 17-21	41-52-3
145	5	29.0	Chris Burkett (3)	@ IND	12/14/86	A	L, 14-24	41-53-3
115	7	16.4	Chris Burkett (4)	v HOU	9/20/87	H	W, 34-30	42-53-3
130	9	14.4	Chris Burkett (5)	@ MIA	10/25/87	A	W, 34-31	43-53-3
108	8	13.5	Andre Reed (2)	v WAS	11/1/87	H	L, 7-27	43-54-3
153	7	21.9	Andre Reed (3)	@ RAI	12/6/87	A	L, 21-34	43-55-3
122	8	15.3	Andre Reed (4)	v MIA	9/11/88	H	W, 9-6	44-55-3
124	7	17.7	Andre Reed (5)	v IND	10/9/88	H	W, 34-23	45-55-3
132	7	18.9	Andre Reed (6)	@ NYJ	10/17/88	A	W, 37-14	46-55-3
132	6	22.0	Trumaine Johnson	v NEP	10/23/88	H	W, 23-20	47-55-3
157	13	12.1	Andre Reed (7)	v DEN	9/18/89	H	L, 14-28	47-56-3
135	5	27.0	Andre Reed (8)	@ HOU	9/24/89	A	W, 47-41	48-56-3
114	4	28.5	Andre Reed (9)	v NEP	10/1/89	H	W, 31-10	49-56-3
106	8	13.3	Andre Reed (10)	v RAM	10/16/89	H	W, 23-20	50-56-3
100	5	20.0	Andre Reed (11)	@ ATL	11/5/89	A	L, 28-30	50-57-3
107	6	17.8	Andre Reed (12)	@ NEP	11/19/89	A	L, 24-33	50-58-3
115	10	11.5	Andre Reed (13)	@ SFR	12/17/89	A	L, 10-21	50-59-3
116	8	14.5	Andre Reed (14)	v NYJ	10/21/90	H	W, 30-27	51-59-3
122	7	17.4	Andre Reed (15)	@ CLE	11/4/90	A	W, 42-0	52-59-3
174	5	34.8	James Lofton	v PHI	12/2/90	H	W, 30-23	53-59-3
154	11	14.0	Andre Reed (16)	v MIA	9/1/91	H	W, 35-31	54-59-3
103	8	12.9	Thurman Thomas	v MIA	9/1/91	H	W, 35-31	(4-3)
118	9	13.1	Andre Reed (17)	v PIT	9/8/91	H	W, 52-34	55-59-3
112	10	11.2	Don Beebe	v PIT	9/8/91	H	W, 52-34	(5-3)
112	13	8.6	Thurman Thomas (2)	@ NYJ	9/15/91	A	W, 23-20	56-59-3
122	4	30.5	James Lofton (2)	v CHI	9/29/91	H	W, 35-20	57-59-3
220	8	27.5	James Lofton (3)	v CIN	10/21/91	H	W, 35-16	58-59-3
121	5	24.2	Andre Reed (18)	v NEP	11/3/91	H	W, 22-17	59-59-3
114	6	19.0	James Lofton (4)	@ GBY	11/10/91	A	W, 34-24	60-59-3
109	5	21.8	James Lofton (5)	v NYJ	12/1/91	H	W, 24-13	61-59-3
107	8	13.4	Andre Reed (19)	@ RAI	12/8/91	A	W, 30-27	62-59-3
144	10	14.4	Andre Reed (20)	@ SFR	9/13/92	A	W, 34-31	63-59-3
113	4	28.3	Pete Metzelaars (2)	@ SFR	9/13/92	A	W, 34-31	(6-3)
168	9	18.7	Andre Reed (21)	@ NEP	9/27/92	A	W, 41-7	64-59-3
113	4	28.3	James Lofton (6)	@ NEP	9/27/92	A	W, 41-7	(7-3)
106	6	17.7	Don Beebe (2)	@ NYJ	10/26/92	A	W, 24-20	65-59-3
101	8	12.6	Don Beebe (3)	v PIT	11/8/92	H	W, 28-20	66-59-3
110	4	27.5	Don Beebe (4)	@ IND	11/29/92	A	L, 13-16	66-60-3
104	4	26.0	Don Beebe (5)	v DEN	12/12/92	H	W, 27-17	67-60-3
110	6	18.3	Andre Reed (22)	v NEP	9/5/93	H	W, 38-14	68-60-3
159	7	22.7	Andre Reed (23)	v WAS	11/1/93	H	W, 24-10	69-60-3
115	4	28.8	Don Beebe (6)	@ RAI	12/5/93	H	L, 24-25	69-61-3
142	7	20.3	Andre Reed (24)	@ NEP	9/11/94	A	W, 38-25	70-61-3
106	5	21.2	Andre Reed (25)	v KCY	10/30/94	H	W, 44-10	71-61-3
191	15	12.7	Andre Reed (26)	v GBY	11/20/94	H	W, 29-20	72-61-3
106	3	35.3	Andre Reed (27)	@ MIA	12/4/94	A	W, 42-31	73-61-3
112	6	18.7	Andre Reed (28)	v NEP	12/18/94	H	L, 17-41	73-62-3
111	8	13.9	Don Beebe (7)	@ IND	12/24/94	A	L, 9-10	73-63-3
112	2	56.0	Russell Copeland	v CAR	9/10/95	H	W, 31-9	74-63-3

100-YARD RECEIVING PERFORMANCES

REGULAR SEASON ONLY



YARDS	REC	AVG.	PLAYER	OPP.	DATE	H/A	SCORE	WITH1 (W/2)
109	6	18.2	Bill Brooks	v SEA	10/15/95	H	W, 27-21	75-63-3
101	7	14.4	Bill Brooks (2)	v ATL	11/12/95	H	W, 23-17	76-63-3
107	7	15.3	Bill Brooks (3)	@ NYJ	11/19/95	A	W, 28-26	77-63-3
138	5	27.6	Andre Reed (29)	@ NYG	9/1/96	A	W, 23-20	78-63-3
119	6	19.8	Quinn Early	v NEP	9/8/96	H	W, 17-10	79-63-3
111	8	13.9	Thurman Thomas (3)	v IND	10/6/96	H	W, 16-13	80-63-3
134	10	13.4	Andre Reed (30)	v MIA	10/13/96	H	L, 7-21	80-64-3
121	4	30.3	Andre Reed (31)	@ NEP	10/27/96	A	L, 25-28	80-65-3
105	6	17.5	Andre Reed (32)	v CIN	11/17/96	H	W, 31-17	81-65-3
160	6	26.7	Steve Tasker	v NYJ	11/24/96	H	W, 35-10	82-65-3
113	3	37.7	Quinn Early (2)	@ IND	12/1/96	A	L, 10-13	82-66-3
127	6	21.2	Andre Reed (33)	@ MIA	12/16/96	A	L, 14-16	82-67-3
142	7	20.3	Andre Reed (34)	v MIN	8/31/97	H	L, 13-34	82-68-3
105	4	26.3	Tim Tindale	@ NYJ	9/7/97	A	W, 28-22	83-68-3
113	4	28.3	Andre Reed (35)	@ KCY	9/14/97	A	L, 16-22	83-69-3
103	8	12.9	Quinn Early (3)	@ TEN	11/23/97	A	L, 14-31	83-70-3
120	7	17.1	Quinn Early (4)	@ GBY	12/20/97	A	L, 21-31	83-71-3
145	5	29.0	Eric Moulds	@ CAR	10/25/98	A	W, 30-14	84-71-3
108	6	18.0	Andre Reed (36)	v IND	11/22/98	H	W, 34-11	85-71-3
177	8	22.1	Eric Moulds (2)	@ NEP	11/29/98	A	L, 21-25	85-72-3
196	6	32.7	Eric Moulds (3)	@ CIN	12/6/98	A	W, 33-20	86-72-3
107	4	26.8	Eric Moulds (4)	v NYJ	12/19/98	H	L, 10-17	86-73-3
147	10	14.7	Eric Moulds (5)	@ IND	9/12/99	A	L, 14-31	86-74-3
122	6	20.3	Eric Moulds (6)	v PIT	10/10/99	H	W, 24-21	87-74-3
106	5	21.2	Peerless Price	@ SEA	10/24/99	A	L, 16-26	87-75-3
110	8	13.8	Eric Moulds (7)	v IND	1/2/00	H	W, 31-6	88-75-3
103	7	14.7	Eric Moulds (8)	v GBY	9/10/00	H	W, 27-18	89-75-3
112	9	12.4	Eric Moulds (9)	v IND	10/1/00	H	L, 16-18	89-76-3
170	11	15.5	Eric Moulds (10)	v SDC	10/15/00	H	W, 27-24	90-76-3
135	12	11.3	Eric Moulds (11)	@ MIN	10/22/00	A	L, 27-31	90-77-3
137	6	22.8	Eric Moulds (12)	v NYJ	10/29/00	H	W, 23-20	91-77-3
102	8	12.8	Eric Moulds (13)	@ TAM	11/26/00	A	L, 17-31	91-78-3
132	8	16.5	Peerless Price (2)	@ SEA	12/23/00	A	W, 42-23	92-78-3
101	4	25.3	Eric Moulds (14)	@ SEA	12/23/00	A	W, 42-23	(8-3)
107	5	21.4	Eric Moulds (15)	v NYJ	10/7/01	H	L, 36-42	92-79-3
103	4	25.8	Peerless Price (3)	v NYJ	10/7/01	H	L, 36-42	(8-4)
151	8	18.9	Peerless Price (4)	@ SDC	10/28/01	A	L, 24-27	92-80-3
138	10	13.8	Peerless Price (5)	v SEA	11/18/01	H	L, 20-23	92-81-3
196	6	32.7	Eric Moulds (16)	v MIA	11/25/01	H	L, 27-34	92-82-3
112	8	14.0	Eric Moulds (17)	v NYJ	9/8/02	H	L, 31-37	92-83-3
185	13	14.2	Peerless Price (6)	@ MIN	9/15/02	A	W, 45-39	93-83-3
110	8	13.8	Josh Reed	@ MIN	9/15/02	A	W, 45-39	(9-4)
124	8	15.5	Eric Moulds (18)	v CHI	9/29/02	H	W, 33-27	94-83-3
126	7	18.0	Peerless Price (7)	v OAK	10/6/02	H	L, 31-49	94-84-3
112	8	14.0	Eric Moulds (19)	v OAK	10/6/02	H	L, 31-49	(9-5)
121	8	15.1	Peerless Price (8)	@ HOU	10/13/02	A	W, 31-24	95-84-3
123	9	13.7	Eric Moulds (20)	v DET	10/27/02	H	W, 24-17	96-84-3
101	4	25.3	Peerless Price (9)	v DET	10/27/02	H	W, 24-17	(10-5)
130	5	26.0	Eric Moulds (21)	v MIA	12/1/02	H	W, 38-21	97-84-3
105	9	11.7	Peerless Price (10)	@ NEP	12/8/02	A	L, 17-27	97-85-3
133	7	19.0	Eric Moulds (22)	@ JAX	9/14/03	A	W, 38-17	98-85-3

100-YARD RECEIVING PERFORMANCES

REGULAR SEASON ONLY



YARDS	REC	AVG.	PLAYER	OPP.	DATE	H/A	SCORE	WITH (W/2)
114	8	14.3	Eric Moulds (23)	v PHI	9/28/03	H	L, 13-23	98-86-3
109	8	13.6	Josh Reed (2)	v WAS	10/19/03	H	W, 24-7	99-86-3
126	10	12.6	Eric Moulds (24)	v NEP	10/3/04	H	L, 17-31	99-87-3
110	4	27.5	Lee Evans	@ MIA	12/5/04	A	W, 42-32	100-87-3
101	5	20.2	Lee Evans (2)	@ CIN	12/19/04	A	W, 33-17	101-87-3
125	9	13.9	Eric Moulds (25)	@ NEP	10/30/05	A	L, 16-21	101-88-3
117	5	23.4	Lee Evans (3)	@ MIA	12/4/05	A	L, 23-24	101-89-3
110	9	12.2	Eric Moulds (26)	v DEN	12/17/05	H	L, 17-28	101-90-3
107	5	21.4	Lee Evans (4)	@ CIN	12/24/05	A	W, 37-27	102-90-3
107	8	13.4	Lee Evans (5)	v NYJ	9/24/06	H	L, 20-28	102-91-3
104	4	26.0	Roscoe Parrish	v NYJ	9/24/06	H	L, 20-28	(10-6)
265	11	24.1	Lee Evans (6)	@ HOU	11/19/06	A	W, 24-21	103-91-3
145	7	20.7	Lee Evans (7)	@ BAL	12/31/06	A	L, 7-19	103-92-3
138	5	27.6	Lee Evans (8)	@ NYJ	10/28/07	A	W, 13-3	104-92-3
165	9	18.3	Lee Evans (9)	v CIN	11/4/07	H	W, 33-21	105-92-3
102	4	25.5	Lee Evans (10)	v SEA	9/7/08	H	W, 34-10	106-92-3
100	2	50.0	Lee Evans (11)	@ ARI	10/5/08	A	L, 17-41	106-93-3
116	7	16.6	Lee Evans (12)	@ MIA	10/26/08	A	L, 16-25	106-94-3
110	5	22.0	Lee Evans (13)	@ KCY	11/23/08	A	W, 54-31	107-94-3
197	9	21.9	Terrell Owens	@ JAX	11/22/09	A	L, 15-18	107-95-3
158	8	19.8	Steve Johnson	@ BAL	10/24/10	A	L, 34-37	107-96-3
105	6	17.5	Lee Evans (14)	@ BAL	10/24/10	A	L, 34-37	(10-7)
145	11	13.2	Steve Johnson (2)	v CHI	11/7/10	H	L, 19-22	107-97-3
137	8	17.1	Steve Johnson (3)	@ CIN	11/21/10	A	W, 49-31	108-97-3
104	5	20.8	Fred Jackson	v PIT	11/28/10	H	L, 16-19	108-98-3
101	5	20.2	Donald Jones	v NEP	9/25/11	H	W, 34-31	109-98-3
116	4	29.0	Steve Johnson (4)	@ SDC	12/11/11	A	L, 10-37	109-99-3
106	6	17.7	Steve Johnson (5)	@ IND	11/25/12	A	L, 13-20	109-100-3
115	8	14.4	Steve Johnson (6)	v SEA	12/16/12	H	L, 17-50	109-101-3
111	6	18.5	Steve Johnson (7)	v NYJ	12/30/12	H	W, 28-9	110-101-3
111	8	13.9	Steve Johnson (8)	v CAR	9/15/13	H	W, 24-23	111-101-3
117	8	14.6	Sammy Watkins	v MIA	9/14/14	H	W, 29-10	112-101-3
105	6	17.5	Scott Chandler	v NEP	10/12/14	H	L, 22-37	112-102-3
122	9	13.6	Sammy Watkins (2)	v MIN	10/19/14	H	W, 17-16	113-102-3
157	3	52.3	Sammy Watkins (3)	@ NYJ	10/26/14	A	W, 43-23	114-102-3
118	9	13.1	Robert Woods	v NYJ	11/24/14	H	W, 38-3	115-102-3
127	7	18.1	Sammy Watkins (4)	@ DEN	12/7/14	A	L, 17-24	115-103-3
111	9	12.3	Charles Clay	v NYG	10/4/15	H	L, 10-24	115-104-3
168	8	21.0	Sammy Watkins (5)	v MIA	11/8/15	H	W, 33-17	116-104-3
158	6	26.3	Sammy Watkins (6)	@ KC	11/29/15	A	L, 22-30	116-105-3
109	3	36.3	Sammy Watkins (7)	v HOU	12/6/15	H	W, 30-21	117-105-3
106	5	21.2	Robert Woods (2)	@ PHI	12/13/15	A	L, 23-30	117-106-3
111	5	22.2	Sammy Watkins (8)	@ WAS	12/20/15	A	L, 25-35	117-107-3
136	11	12.4	Sammy Watkins (9)	v NYJ	1/3/16	H	W, 22-17	118-107-3
112	2	56.0	Marquise Goodwin	v NYJ	9/15/16	H	L, 31-37	118-108-3
162	10	16.2	Robert Woods (3)	@ SEA	11/7/16	A	L, 25-31	118-109-3
154	7	22.0	Sammy Watkins (10)	v MIA	12/24/16	H	L, 31-34	118-110-3
112	5	22.4	Charles Clay (2)	at Atlanta	10/1/17	A	W, 23-17	119-110-3
107	4	26.8	Deonte Thompson	v TB	10/22/17	H	W, 30-27	120-110-3
105	3	35.0	Robert Foster	@ NYJ	11/11/18	A	W, 41-10	121-110-3
104	7	14.9	Robert Foster (2)	v NYJ	12/9/18	H	L, 23-27	121-111-3
108	4	27.0	Robert Foster (3)	v DET	12/16/18	H	W, 14-13	122-111-3

100-YARD RUSHING PERFORMANCES

REGULAR SEASON ONLY



YARDS	ATT.	AVG.	PLAYER	OPP.	DATE	H/A	SCORE	RECORD (W/2)
120	15	8.0	Wilmer Fowler	@ DEN	11/27/60	A	T, 38-38	0-0-1
117	31	3.8	Art Baker	@ SDC	12/10/61	A	L, 10-28	0-1-1
131	15	8.7	Cookie Gilchrist	v DEN	9/15/62	H	L, 20-23	0-2-1
124	25	5.0	Cookie Gilchrist (2)	v SDC	10/13/62	H	W, 35-10	1-2-1
115	6	19.2	Wayne Crow	v SDC	10/13/62	H	W, 35-10	(1-0)
143	19	7.5	Cookie Gilchrist (3)	v OAK	10/20/62	H	W, 14-6	2-2-1
107	23	4.7	Cookie Gilchrist (4)	v BOS	11/3/62	H	T, 28-28	2-2-2
103	19	5.4	Cookie Gilchrist (5)	@ OAK	11/18/62	A	W, 10-6	3-2-2
143	17	8.4	Cookie Gilchrist (6)	@ NYT	12/8/62	A	W, 20-3	4-2-2
125	26	4.8	Cookie Gilchrist (7)	@ DEN	11/9/63	A	W, 30-28	5-2-2
243	36	6.8	Cookie Gilchrist (8)	v NYJ	12/8/63	H	W, 45-14	6-2-2
114	31	3.7	Cookie Gilchrist (9)	@ NYJ	12/14/63	A	W, 19-10	7-2-2
139	15	9.3	Cookie Gilchrist (10)	v HOU	11/1/64	H	W, 24-10	8-2-2
148	11	13.5	Wray Carlton	@ HOU	12/5/65	A	W, 29-18	9-2-2
138	27	5.1	Bobby Burnett	v SDC	10/16/66	H	T, 17-17	9-2-3
110	24	4.6	O.J. Simpson	v DEN	9/28/69	H	W, 41-28	10-2-3
131	17	7.7	Wayne Patrick	v BOS	10/11/69	H	W, 23-16	11-2-3
123	17	7.2	O.J. Simpson (2)	@ BOS	12/1/70	A	W, 45-10	12-2-3
106	18	5.9	O.J. Simpson (3)	@ SDC	10/23/71	A	L, 3-20	12-3-3
138	29	4.8	O.J. Simpson (4)	v SFR	9/24/72	H	W, 27-20	13-3-3
144	28	5.1	O.J. Simpson (5)	@ OAK	10/15/72	A	L, 16-28	13-4-3
189	22	8.6	O.J. Simpson (6)	v PIT	10/29/72	H	L, 21-38	13-5-3
103	22	4.7	O.J. Simpson (7)	@ NEP	11/19/72	A	W, 27-24	14-5-3
116	27	4.3	O.J. Simpson (8)	v DET	12/10/72	H	T, 21-21	14-5-4
101	26	3.9	O.J. Simpson (9)	@ WAS	12/17/72	A	W, 24-17	15-5-4
250	29	8.6	O.J. Simpson (10)	@ NEP	9/16/73	A	W, 31-13	16-5-4
105	18	5.8	Larry Watkins	@ NEP	9/16/73	A	W, 31-13	(2-0)
103	22	4.7	O.J. Simpson (11)	@ SDC	9/23/73	A	L, 7-34	16-6-4
123	24	5.1	O.J. Simpson (12)	v NYJ	9/30/73	H	W, 9-7	17-6-4
171	27	6.3	O.J. Simpson (13)	v PHI	10/7/73	H	W, 27-26	18-6-4
166	22	7.5	O.J. Simpson (14)	v BAL	10/14/73	H	W, 31-13	19-6-4
157	39	4.0	O.J. Simpson (15)	v KCY	10/29/73	H	W, 23-14	20-6-4
120	20	6.0	O.J. Simpson (16)	v MIA	11/18/73	H	L, 0-17	20-7-4
119	17	7.0	Jim Braxton	v MIA	11/18/73	H	L, 0-17	(2-1)
124	15	8.3	O.J. Simpson (17)	@ BAL	11/25/73	A	W, 24-17	21-7-4
137	24	5.7	O.J. Simpson (18)	@ ATL	12/2/73	A	W, 17-6	22-7-4
219	22	10.0	O.J. Simpson (19)	v NEP	12/9/73	H	W, 37-13	23-7-4
200	34	5.9	O.J. Simpson (20)	@ NYJ	12/16/73	A	W, 34-14	24-7-4
117	31	3.8	O.J. Simpson (21)	v NYJ	9/29/74	H	W, 16-12	25-7-4
127	23	5.5	O.J. Simpson (22)	@ BAL	10/13/74	A	W, 27-14	26-7-4
122	32	3.8	O.J. Simpson (23)	v NEP	10/20/74	H	W, 30-28	27-7-4
115	22	5.2	O.J. Simpson (24)	@ CLE	11/24/74	A	W, 15-10	28-7-4
173	32	5.4	O.J. Simpson (25)	v NYJ	9/21/75	H	W, 42-14	29-7-4
227	28	8.1	O.J. Simpson (26)	@ PIT	9/28/75	A	W, 30-21	30-7-4
138	26	5.3	O.J. Simpson (27)	v DEN	10/5/75	H	W, 38-14	31-7-4
102	17	6.0	Jim Braxton (2)	v DEN	10/5/75	H	W, 38-14	(3-1)
159	32	5.0	O.J. Simpson (28)	@ BAL	10/12/75	A	W, 38-31	32-7-4
126	34	3.7	O.J. Simpson (29)	v NYG	10/20/75	H	L, 14-17	32-8-4
123	19	6.5	O.J. Simpson (30)	v BAL	11/9/75	H	L, 35-42	32-9-4
197	17	11.6	O.J. Simpson (31)	@ CIN	11/17/75	A	L, 24-33	32-10-4
160	34	4.7	Jim Braxton (3)	@ STL	11/27/75	A	W, 32-14	33-10-4

100-YARD RUSHING PERFORMANCES

REGULAR SEASON ONLY



YARDS	ATT.	AVG.	PLAYER	OPP.	DATE	H/A	SCORE	RECORD (W/2)
185	21	8.8	O.J. Simpson (32)	@ NEP	12/14/75	A	W, 34-14	34-10-4
101	23	4.4	Jim Braxton (4)	@ NEP	12/14/75	A	W, 34-14	(4-1)
130	24	5.4	O.J. Simpson (33)	v KCY	10/3/76	H	W, 50-17	35-10-4
114	17	6.7	Jeff Kinney	v KCY	10/3/76	H	W, 50-17	(5-1)
110	25	4.4	O.J. Simpson (34)	v NEP	10/24/76	H	L, 22-26	35-11-4
166	29	5.7	O.J. Simpson (35)	v NYJ	10/31/76	H	L, 14-19	35-12-4
118	25	4.7	O.J. Simpson (36)	v SDC	11/21/76	H	L, 13-34	35-13-4
273	29	9.4	O.J. Simpson (37)	@ DET	11/25/76	A	L, 14-27	35-14-4
203	24	8.5	O.J. Simpson (38)	@ MIA	12/5/76	A	L, 27-45	35-15-4
171	28	6.1	O.J. Simpson (39)	@ BAL	12/12/76	A	L, 20-58	35-16-4
122	23	5.3	O.J. Simpson (40)	v NYJ	10/9/77	H	L, 19-24	35-17-4
138	23	6.0	O.J. Simpson (41)	v ATL	10/16/77	H	W, 3-0	36-17-4
155	27	5.7	Roland Hooks	@ NEP	11/6/77	A	W, 24-14	37-17-4
100	18	5.6	Curtis Brown	v CIN	10/22/78	H	W, 5-0	38-17-4
114	11	10.4	Curtis Brown (2)	v MIA	11/12/78	H	L, 24-25	38-18-4
208	21	9.9	Terry Miller	v NYG	11/26/78	H	W, 41-17	39-18-4
115	12	9.6	Roland Hooks (2)	v NYG	11/26/78	H	W, 41-17	(6-1)
123	15	8.2	Terry Miller (2)	@ BAL	12/17/78	A	W, 21-14	40-18-4
118	30	3.9	Joe Cribbs	v NEP	10/26/80	H	W, 31-13	41-18-4
110	24	4.6	Joe Cribbs (2)	v PIT	11/23/80	H	W, 28-13	42-18-4
128	18	7.1	Joe Cribbs (3)	@ SFR	12/21/80	A	W, 18-13	43-18-4
159	17	9.4	Joe Cribbs (4)	v BAL	10/4/81	H	W, 23-17	44-18-4
123	24	5.1	Joe Cribbs (5)	v DEN	10/25/81	H	W, 9-7	45-18-4
109	19	5.7	Roland Hooks (3)	v WAS	11/29/81	H	W, 21-14	46-18-4
153	33	4.6	Joe Cribbs (6)	@ NEP	12/13/81	A	W, 19-10	47-18-4
143	30	4.8	Joe Cribbs (7)	v PIT	12/12/82	H	W, 13-0	48-18-4
108	19	5.7	Joe Cribbs (8)	@ MIA	12/27/82	A	L, 10-27	48-19-4
104	17	6.1	Joe Cribbs (9)	@ NEP	1/2/83	A	L, 19-30	48-20-4
166	22	7.5	Joe Cribbs (10)	v HOU	9/25/83	H	W, 30-13	49-20-4
105	19	5.5	Joe Cribbs (11)	@ BAL	10/16/83	A	W, 30-7	50-20-4
185	36	5.1	Joe Cribbs (12)	@ KCY	12/4/83	A	W, 14-9	51-20-4
100	15	6.7	Joe Cribbs (13)	v SFR	12/11/83	H	L, 10-23	51-21-4
144	29	5.0	Greg Bell	@ IND	9/30/84	A	L, 17-31	51-22-4
113	28	4.0	Greg Bell (2)	@ SEA	10/14/84	A	L, 28-31	51-23-4
206	27	7.6	Greg Bell (3)	v DAL	11/18/84	H	W, 14-3	52-23-4
123	19	6.5	Greg Bell (4)	@ PIT	12/15/85	A	L, 24-30	52-24-4
108	25	4.3	Robb Riddick	v PIT	11/9/86	H	W, 16-12	53-24-4
118	27	4.4	Robb Riddick (2)	@ KCY	11/30/86	A	W, 17-14	54-24-4
139	25	5.6	Carl Byrum	v NYG	10/18/87	H	W, 6-3	55-24-4
119	23	5.2	Ronnie Harmon	v MIA	11/29/87	H	W, 27-0	56-24-4
116	23	5.0	Thurman Thomas	v GBY	10/30/88	H	W, 28-0	57-24-7
103	18	5.7	Robb Riddick (3)	v NYJ	11/20/88	H	W, 9-6	58-24-4
106	14	7.6	Thurman Thomas (2)	v RAI	12/11/88	H	W, 37-21	59-24-4
105	21	5.0	Thurman Thomas (3)	v NEP	10/1/89	H	W, 31-10	60-24-4
105	24	4.4	Thurman Thomas (4)	v RAM	10/16/89	H	W, 23-20	61-24-4
148	22	6.7	Thurman Thomas (5)	v MIA	10/29/89	H	W, 31-17	62-24-4
121	21	5.8	Larry Kinnebrew	v MIA	10/29/89	H	W, 31-17	(7-1)
127	29	4.4	Thurman Thomas (6)	v IND	11/12/89	H	W, 30-7	63-24-4
100	26	3.8	Thurman Thomas (7)	v CIN	11/26/89	H	W, 24-7	64-24-4
214	18	11.9	Thurman Thomas (8)	@ NYJ	9/24/90	A	W, 30-7	65-24-4
136	22	6.2	Thurman Thomas (9)	@ NEP	10/28/90	A	W, 27-10	66-24-4
112	26	4.3	Thurman Thomas (10)	v PHX	11/11/90	H	W, 45-14	67-24-4

100-YARD RUSHING PERFORMANCES

REGULAR SEASON ONLY



YARDS	ATT.	AVG.	PLAYER	OPP.	DATE	H/A	SCORE	RECORD (W/2)
165	22	7.5	Thurman Thomas (11)	v NEP	11/18/90	H	W, 14-0	68-24-4
154	30	5.1	Thurman Thomas (12)	v MIA	12/23/90	H	W, 24-14	69-24-4
165	25	6.6	Thurman Thomas (13)	v MIA	9/1/91	H	W, 35-31	70-24-4
107	15	7.1	Thurman Thomas (14)	v PIT	9/8/91	H	W, 52-34	71-24-4
117	25	4.7	Thurman Thomas (15)	v CHI	9/29/91	H	W, 35-20	72-24-4
117	20	5.9	Thurman Thomas (16)	v IND	10/13/91	H	W, 42-6	73-24-4
108	9	12.0	Kenneth Davis	v IND	10/13/91	H	W, 42-6	(8-1)
126	32	3.9	Thurman Thomas (17)	v NEP	11/3/91	H	W, 22-17	74-24-4
106	24	4.4	Thurman Thomas (18)	@ GBY	11/10/91	A	W, 34-24	75-24-4
135	23	5.9	Thurman Thomas (19)	@ MIA	11/18/91	A	W, 41-27	76-24-4
124	23	5.4	Thurman Thomas (20)	v NYJ	12/1/91	H	W, 24-13	77-24-4
118	25	4.7	Kenneth Davis (2)	v DET	12/22/91	H	L, 14-17	77-25-4
103	22	4.7	Thurman Thomas (21)	v RAM	9/6/92	H	W, 40-7	78-25-4
120	18	6.7	Thurman Thomas (22)	@ NEP	9/27/92	A	W, 41-7	79-25-4
142	21	6.8	Thurman Thomas (23)	@ NYJ	10/26/92	A	W, 24-20	80-25-4
155	37	4.2	Thurman Thomas (24)	v PIT	11/8/92	H	W, 28-20	81-25-4
181	20	9.1	Kenneth Davis (3)	v ATL	11/22/92	H	W, 41-14	82-25-4
103	13	7.9	Thurman Thomas (25)	v ATL	11/22/92	H	W, 41-14	(9-1)
102	21	4.9	Thurman Thomas (26)	@ IND	11/29/92	A	L, 13-16	82-26-4
116	18	6.4	Thurman Thomas (27)	v NYJ	12/6/92	H	L, 17-24	82-27-4
120	26	4.6	Thurman Thomas (28)	v DEN	12/12/92	H	W, 27-17	83-27-4
115	24	4.8	Thurman Thomas (29)	@ NOR	12/20/92	A	W, 20-16	84-27-4
114	24	4.8	Thurman Thomas (30)	v NEP	9/5/93	H	W, 38-14	85-27-4
122	26	4.7	Thurman Thomas (31)	v NYG	10/3/93	H	W, 17-14	86-27-4
117	27	4.3	Thurman Thomas (32)	@ NYJ	10/24/93	A	W, 19-10	87-27-4
129	28	4.6	Thurman Thomas (33)	v WAS	11/1/93	H	W, 24-10	88-27-4
111	30	3.7	Thurman Thomas (34)	@ NEP	11/7/93	A	W, 13-10	89-27-4
116	27	4.3	Thurman Thomas (35)	v IND	11/21/93	H	W, 23-9	90-27-4
110	26	4.2	Thurman Thomas (36)	@ IND	1/2/94	A	W, 30-10	91-27-4
106	26	4.1	Thurman Thomas (37)	@ NEP	9/11/94	A	W, 38-35	92-27-4
112	28	4.0	Thurman Thomas (38)	@ HOU	9/18/94	A	W, 15-7	93-27-4
103	17	6.1	Thurman Thomas (39)	v DEN	9/26/94	H	W, 27-20	94-27-4
125	31	4.0	Thurman Thomas (40)	v MIA	10/9/94	H	W, 21-11	95-27-4
133	27	4.9	Thurman Thomas (41)	v NYJ	10/8/95	H	W, 29-10	96-27-4
100	23	4.3	Darick Holmes	v ATL	11/12/95	H	W, 23-17	97-27-4
129	24	5.4	Thurman Thomas (42)	@ STL	12/10/95	A	W, 45-27	98-27-4
148	35	4.2	Thurman Thomas (43)	v MIA	12.1/17/95	H	W, 23-20	99-27-4
119	26	4.6	Thurman Thomas (44)	@ NEP	10/27/96	A	L, 25-28	99-28-4
122	22	5.5	Darick Holmes (2)	v WAS	11/3/96	H	W, 38-13	100-28-4
107	23	4.7	Thurman Thomas (45)	v WAS	11/3/96	H	W, 38-13	(10-1)
129	12	10.8	Antowain Smith	v IND	9/21/97	H	W, 37-35	101-28-4
104	18	5.8	Thurman Thomas (46)	v NYJ	11/30/97	H	W, 20-10	102-28-4
118	22	5.4	Antowain Smith (2)	v STL	9/20/98	H	L, 33-34	102-29-4
130	31	4.2	Antowain Smith (3)	@ IND	10/11/98	A	W, 31-24	103-29-4
107	23	4.7	Antowain Smith (4)	v IND	11/22/98	H	W, 34-11	104-29-4
113	30	3.8	Antowain Smith (5)	v NYJ	9/19/99	H	W, 17-3	105-29-4
126	29	4.3	Antowain Smith (6)	v MIA	11/14/99	H	W, 23-3	106-29-4
147	17	8.6	Antowain Smith (7)	@ SEA	12/23/00	A	W, 42-23	107-29-4
113	19	5.9	Travis Henry	v NYJ	10/7/01	H	L, 36-42	107-30-4
101	27	3.7	Travis Henry (2)	v CAR	12/9/01	H	W, 25-24	108-30-4
130	16	8.1	Shawn Bryson	@ ATL	12/23/01	A	L, 30-33	108-31-4
107	28	3.8	Shawn Bryson (2)	@ NYJ	12/30/01	A	W, 14-9	109-31-4

100-YARD RUSHING PERFORMANCES

REGULAR SEASON ONLY



YARDS	ATT.	AVG.	PLAYER	OPP.	DATE	H/A	SCORE	RECORD (W/2)
149	31	4.8	Travis Henry (3)	v NYJ	9/8/02	H	L, 31-37	109-32-4
159	28	5.7	Travis Henry (4)	@ HOU	10/13/02	A	W, 31-24	110-32-4
132	22	6.0	Travis Henry (5)	@ MIA	10/20/02	A	W, 23-10	111-32-4
126	24	5.3	Travis Henry (6)	@ KCY	11/17/02	A	L, 16-17	111-33-4
151	35	4.3	Travis Henry (7)	v MIA	12/1/02	H	W, 38-21	112-33-4
144	22	6.5	Travis Henry (8)	v SDC	12/15/02	H	W, 20-13	113-33-4
167	31	5.4	Travis Henry (9)	v WAS	10/19/03	H	W, 24-7	114-33-4
124	22	5.6	Travis Henry (10)	@ KCY	10/26/03	A	L, 5-38	114-34-4
149	23	6.5	Travis Henry (11)	v HOU	11/16/03	H	L, 10-12	114-35-4
113	26	4.3	Travis Henry (12)	@ NYG	11/30/03	A	W, 24-7	115-35-4
169	32	5.3	Travis Henry (13)	v NYJ	12/7/03	H	W, 17-6	116-35-4
111	26	4.3	Willis McGahee	v MIA	10/17/04	H	W, 20-13	117-35-4
102	30	3.4	Willis McGahee (2)	v ARI	10/31/04	H	W, 38-14	118-35-4
132	37	3.6	Willis McGahee (3)	v NYJ	11/7/04	H	W, 22-17	119-35-4
100	20	5.0	Willis McGahee (4)	v STL	11/21/04	H	W, 37-17	120-35-4
116	28	4.1	Willis McGahee (5)	@ SEA	11/28/04	A	W, 38-9	121-35-4
105	27	3.9	Willis McGahee (6)	v CLE	12/12/04	H	W, 37-7	122-35-4
102	15	6.8	Willis McGahee (7)	@ SFR	12/26/04	A	W, 41-7	123-35-4
117	22	5.3	Willis McGahee (8)	v HOU	9/11/05	H	W, 22-7	124-35-4
140	27	5.2	Willis McGahee (9)	v ATL	9/25/05	H	L, 16-24	124-36-4
143	29	4.9	Willis McGahee (10)	v NYJ	10/16/05	H	W, 27-17	125-36-4
136	31	4.4	Willis McGahee (11)	@ NEP	10/30/05	A	L, 16-21	125-37-4
113	22	5.1	Willis McGahee (12)	@ NYJ	1/1/06	A	L, 26-30	125-38-4
150	26	5.8	Willis McGahee (13)	v NYJ	9/24/06	H	L, 20-28	125-39-4
109	28	3.9	Anthony Thomas	@ IND	11/12/06	A	L, 16-17	125-40-4
125	16	7.8	Willis McGahee (14)	@ NYJ	12/10/06	A	W, 31-13	126-40-4
153	29	5.3	Marshawn Lynch	v CIN	11/4/07	H	W, 33-21	127-40-4
115	15	7.7	Fred Jackson	v MIA	12/9/07	H	W, 38-17	128-40-4
107	23	4.7	Marshawn Lynch (2)	v MIA	12/9/07	H	W, 38-17	(11-1)
105	22	4.8	Marshawn Lynch (3)	@ PHI	12/30/07	A	L, 9-17	128-41-4
119	23	5.2	Marshawn Lynch (4)	v CLE	11/17/08	H	L, 27-29	128-42-4
134	16	8.4	Marshawn Lynch (5)	v SFR	11/30/08	H	L, 3-10	128-43-4
127	21	6.0	Marshawn Lynch (6)	@ NYJ	12/14/08	A	L, 27-31	128-44-4
136	27	5.0	Fred Jackson (2)	v NEP	12/28/08	H	L, 0-13	128-45-4
163	28	5.8	Fred Jackson (3)	v TAM	9/20/09	H	W, 33-20	129-45-4
212	33	6.4	Fred Jackson (4)	v IND	1/3/10	H	W, 30-7	130-45-4
133	25	5.3	Fred Jackson (5)	v DET	11/14/10	H	W, 14-12	131-45-4
116	21	5.5	Fred Jackson (6)	@ CIN	11/21/10	A	W, 49-31	132-45-4
112	29	3.9	Fred Jackson (7)	v CLE	12/12/10	H	W, 13-6	133-45-4
112	20	5.6	Fred Jackson (8)	@ KCY	9/11/11	A	W, 41-7	134-45-4
117	15	7.8	Fred Jackson (9)	v OAK	9/18/11	H	W, 38-35	135-45-4
111	26	4.3	Fred Jackson (10)	v PHI	10/9/11	H	W, 31-24	136-45-4
121	16	7.6	Fred Jackson (11)	@ NYG	10/16/11	A	L, 24-27	136-46-4
120	26	4.6	Fred Jackson (12)	v WAS	10/30/11	H	W, 23-0	137-46-4
114	13	8.8	Fred Jackson (13)	@ DAL	11/13/11	A	L, 7-44	137-47-4
111	16	6.9	C.J. Spiller	v DEN	12/24/11	H	W, 40-14	138-47-4
169	14	12.1	C.J. Spiller (2)	@ NYJ	9/9/12	A	L, 28-48	138-48-4
123	15	8.2	C.J. Spiller (3)	v KCY	9/16/12	H	W, 35-17	139-48-4
107	14	7.6	C.J. Spiller (4)	@ IND	11/25/12	A	L, 13-20	139-49-4
109	25	4.4	Fred Jackson (14)	v JAX	12/2/12	H	W, 34-18	140-49-4
103	17	6.1	C.J. Spiller (5)	v SEA	12/16/12	H	L, 17-50	140-50-4
138	22	6.3	C.J. Spiller (6)	@ MIA	12/23/12	A	L, 10-24	140-51-4
103	16	6.4	C.J. Spiller (7)	v CAR	9/15/13	H	W, 24-23	141-51-4

100-YARD RUSHING PERFORMANCES

REGULAR SEASON ONLY



YARDS	ATT.	AVG.	PLAYER	OPP.	DATE	H/A	SCORE	RECORD (W/2)
116	12	9.7	C.J. Spiller (8)	v KCY	11/3/13	H	L, 13-23	141-52-4
149	15	9.9	C.J. Spiller (9)	v ATL	12/1/13	H	L, 31-34	141-53-4
111	19	5.8	Fred Jackson (15)	v MIA	12/22/13	H	W, 19-0	142-53-4
105	19	5.5	C.J. Spiller (10)	@ NEP	12/29/13	A	L, 20-34	142-54-4
110	12	9.2	Karlos Williams	@ MIA	9/27/15	A	W, 41-14	143-54-4
110	9	12.2	Karlos Williams (2)	v MIA	11/8/15	H	W, 33-17	144-54-4
112	16	7.0	LeSean McCoy	v MIA	11/8/15	H	W, 33-17	145-54-4
112	19	5.9	LeSean McCoy (2)	@ NYJ	11/12/15	A	W, 22-17	146-54-4
112	21	5.3	LeSean McCoy (3)	v HOU	12/6/15	H	W, 30-21	147-54-4
110	17	6.5	LeSean McCoy (4)	v ARI	9/25/16	H	W, 33-18	148-54-4
150	18	8.3	LeSean McCoy (5)	@ LAR	10/2/16	A	W, 30-19	149-54-4
140	19	7.4	LeSean McCoy (6)	v SF	10/9/16	H	W, 45-16	150-54-4
103	19	5.4	LeSean McCoy (7)	v JAX	11/27/16	H	W, 28-21	151-54-4
130	17	7.6	LeSean McCoy (8)	@ OAK	12/4/16	A	L, 24-38	151-55-4
153	19	8.1	LeSean McCoy (9)	v CLE	12/18/16	H	W, 33-13	152-55-4
128	24	5.3	LeSean McCoy (10)	v MIA	12/24/16	H	L, 31-34	152-56-4
110	22	5.0	LeSean McCoy (11)	v NYJ	9/10/17	H	W, 21-12	153-56-4
151	27	5.6	LeSean McCoy (12)	v OAK	10/29/17	H	W, 34-14	154-56-4
114	13	8.8	LeSean McCoy (13)	@ LAC	11/19/17	A	L, 54-24	154-57-4
156	32	4.9	LeSean McCoy (14)	v IND	12/10/17	H	W, 13-7	155-57-4
113	26	4.3	LeSean McCoy (15)	@ NYJ	11/11/18	A	W, 41-10	156-57-4
135	9	15.0	Josh Allen	@ MIA	12/2/18	A	L, 17-21	156-58-4
101	9	11.2	Josh Allen (2)	v NYJ	12/9/18	H	L, 23-27	156-59-4

BILLS IN PRIMETIME



PRIMETIME GAMES

THURSDAYS

DATE	OPPONENT	W/L	SCORE
9/17/81	PHI	L	14-20
9/16/82	MIN	W	23-22
10/18/01	@JAX	W	13-10
12/3/09	NYJ (Toronto)	L	13-19
11/15/12	MIA	W	19-14
10/3/13	@CLE	L	24-37
11/13/14	@MIA	L	9-22
11/12/15	@NYJ	W	22-17
9/15/16	NYJ	L	31-37
11/2/17	@NYJ	L	21-34

Total Games: 10 Wins: 4 Losses: 6

SATURDAYS

DATE	OPPONENT	W/L	SCORE
12/23/00	@SEA	W	42-23
12/17/05	DEN	L	17-28

Total Games: 2 Wins: 1 Losses: 1

SUNDAYS

DATE	OPPONENT	W/L	SCORE
10/7/90	LA Raiders	W	38-24
12/15/91	@IND	W	35-7
9/20/92	IND	W	38-0
12/27/92	@Houston Oilers	L	3-27
10/3/93	NYG	W	17-14
12/4/94	@MIA	W	42-31
9/3/95	@DEN	L	7-22
12/3/95	@SF	L	17-27
9/1/96	@NYG	W	23-20 (OT)
10/27/96	@NE	L	25-28
10/25/98	@CAR	W	30-14
9/19/99	NYJ	W	17-3
12/19/99	@ARI	W	31-21
9/3/00	TEN	W	16-13
12/2/01	@SF	L	0-35
9/21/03	@MIA	L	7-17
10/26/03	@KC	L	5-38
11/14/04	@NE	L	6-29
10/30/05	@NE	L	16-21
12/17/05	DEN	L	17-28
11/18/07	NE	L	10-56

Total Games: 21 Wins: 10 Losses: 11

MONDAYS

DATE	OPPONENT	W/L	SCORE
10/29/73	KC	W	23-14
9/16/74	OAK	W	21-20
10/20/75	NYG	L	14-17
11/17/75	@CIN	L	24-33
9/13/76	MIA	L	21-30
11/15/76	@DAL	L	10-17
11/28/77	@OAK	L	13-34
10/12/81	MIA	W	31-21
11/9/81	@DAL	L	14-27
12/27/82	@MIA	L	10-27
10/3/83	NYJ	L	10-34
9/17/84	MIA	L	17-21
10/17/88	@NYJ	W	37-14
11/14/88	@MIA	W	31-6
9/18/89	DEN	L	14-28
10/16/89	LA Rams	W	23-20
12/4/89	@SEA	L	16-17
9/24/90	@NYJ	W	30-7
11/26/90	@Houston Oilers	L	24-27
10/7/91	@KC	L	6-33
10/21/91	CIN	W	35-16
11/18/91	@MIA	W	41-27
10/26/92	@NYJ	W	24-20
11/16/92	@MIA	W	26-20
10/11/93	Houston Oilers	W	35-7
11/1/93	WAS	W	24-10
11/15/93	@PIT	L	0-23
9/26/94	DEN	W	27-20
11/14/94	@PIT	L	10-23
10/2/95	@CLE	W	22-19
10/23/95	@NE	L	14-27
9/16/96	@PIT	L	6-24
12/16/96	@MIA	L	14-16
10/20/97	@IND	W	9-6
11/17/97	@MIA	L	13-30
10/4/99	@MIA	W	23-18
12/11/00	@IND	L	20-44
10/8/07	DAL	L	24-25
11/17/08	CLE	L	27-29
9/14/09	@NE	L	24-25
11/23/15	@NE	L	13-20
11/7/16	@SEA	L	25-31
10/29/18	NE	L	6-25

Total Games: 43 Wins: 17 Losses: 26

BILLS OVERALL IN PRIMETIME

Total prime time games:	76
Total wins:	32
Total losses:	44

BILLS BEST PERFORMANCES



SCORING

MOST TOUCHDOWNS SCORED

5 Cookie Gilchrist, vs. N.Y. Jets 12/8/63

MOST FIELD GOALS

6 Steve Christie, at N.Y. Jets 10/20/96

LONGEST FIELD GOAL

59 Steve Christie, vs. Miami 9/26/93

RUSHING

MOST RUSHING ATTEMPTS

39 O.J. Simpson, vs. Kansas City 10/29/73

MOST RUSHING YARDS

273 O.J. Simpson, at Detroit 11/25/76

MOST RUSHING TOUCHDOWNS

5 Cookie Gilchrist, vs. N.Y. Jets 12/8/63

LONGEST RUN FROM SCRIMMAGE

80 Fred Jackson, at N.Y. Giants 10/16/11

PASSING

MOST PASS ATTEMPTS

57 Kyle Orton, at Denver 12/7/14

MOST PASSES COMPLETED

38 Kyle Orton, at Denver 12/7/14
Joe Ferguson, at Miami 10/9/83

MOST PASSING YARDS

463 Drew Bledsoe, at Minnesota 9/15/02

MOST TOUCHDOWN PASSES

6 Jim Kelly, vs. Pittsburgh 9/8/91

LONGEST PASS COMPLETION

98 Ryan Fitzpatrick, at Jacksonville 11/22/09

RECEIVING

MOST RECEPTIONS

15 Andre Reed, vs. Green Bay 11/20/94

MOST RECEIVING YARDS

265 Lee Evans, at Houston 11/19/06

MOST TOUCHDOWN RECEPTIONS

4 Don Beebe, vs. Pittsburgh 9/8/91
Jerry Butler, vs. N.Y. Jets 9/23/79

INTERCEPTIONS

MOST INTERCEPTIONS

3 10 times (most recent Nate Clements, at
Miami 10/20/02)

LONGEST INTERCEPTION RETURN

85 Henry Jones, vs. N.Y. Giants 10/3/93

MISCELLANEOUS

MOST PUNTS

11 Four times (most recent Chris Mohr vs.
Indianapolis 10/6/96)

LONGEST PUNT

84 Brian Moorman, at Green Bay 12/22/02

LONGEST KICKOFF RETURN

104 Terrence McGee, at Miami 12/5/04

LONGEST PUNT RETURN

88 Leodis McKelvin, vs. Kansas City 9/16/12

LONGEST FUMBLE RETURN

87 Dave Kilson, vs. Houston 9/25/83

BEST PERFORMANCES VS. BILLS



SCORING

MOST TOUCHDOWNS SCORED

- 4 Calvin Hill, Dallas 9/19/71
Lydell Mitchell, Baltimore 10/12/75
Chuck Foreman, Minnesota 12/20/1975
Clarence Williams, San Diego 9/16/1979
Randy Moss, New England 11/18/2007

MOST FIELD GOALS

- 6 Jim Turner, at N.Y. Jets 11/3/68

LONGEST FIELD GOAL

- 61 Jay Feely, at Arizona 10/14/12

RUSHING

MOST RUSHING ATTEMPTS

- 42 Terrell Davis, Denver 10/26/97
Ricky Williams, at Miami 9/21/03

MOST RUSHING YARDS

- 236 Le'Veon Bell, Pittsburgh 12/11/16

MOST RUSHING TOUCHDOWNS

- 4 Calvin Hill, Dallas 9/19/71
Clarence Williams, at San Diego 9/16/79

LONGEST RUN FROM SCRIMMAGE

- 88 Ahmad Bradshaw, N.Y. Giants 12/23/07

PASSING

MOST PASS ATTEMPTS

- 68 George Blanda, Houston 11/1/64

MOST PASSES COMPLETED

- 40 Kirk Cousins, at Minnesota 9/23/18

MOST PASSING YARDS

- 466 Tom Brady, New England 9/20/15

MOST TOUCHDOWN PASSES

- 6 Daryle Lamonica, at Oakland 10/19/69

LONGEST PASS COMPLETION

- 96 Frank Tripucka, Denver 9/15/62
Ken O'Brien, N.Y.J. 12/8/85

RECEIVING

MOST RECEPTIONS

- 16 Wes Welker, New England 9/25/11

MOST RECEIVING YARDS

- 238 Chris Chambers, at Miami 12/4/05

MOST TOUCHDOWN RECEPTIONS

- 4 Randy Moss, New England 11/18/07

INTERCEPTIONS

MOST INTERCEPTIONS

- 4 Austin "Goose" Gonsoulin, Denver 9/18/60

LONGEST INTERCEPTION RETURN

- 103 Louis Oliver, Miami 10/4/92 (TD)

MISCELLANEOUS

MOST PUNTS

- 12 Luke Prestridge, Denver 10/25/81
Chris Gardocki, Indianapolis 10/6/96

LONGEST PUNT

- 93 Shawn McCarthy, New England 11/3/91

LONGEST KICKOFF RETURN

- 101 Cotton Speyrer, at Baltimore 11/25/73

LONGEST PUNT RETURN

- 89 Mike Haynes, at New England 11/7/76

LONGEST FUMBLE RETURN

- 96 Lee Woodall, at San Francisco 12/3/95

SINGLE-SEASON TEAM RECORDS



SCORING

MOST POINTS SCORED

458	1991 (16 games)
428	1990 (16 games)
420	1975 (14 games)

FEWEST POINTS SCORED

150	1982 (9 games)
160	1977 (14 games)
184	1971 (14 games)

MOST POINTS ALLOWED

454	1984 (16 games)
435	2012 (16 games)
434	2011 (16 games)

FEWEST POINTS ALLOWED

154	1982 (9 games)
226	1965 (14 games)
229	1999 (16 games)

TOUCHDOWNS

MOST SCORED

58	1991
57	1975
53	1990

FEWEST SCORED

18	1982 (9 games)
19	1977 (14 games)
21	1971 (14 games)

MOST ALLOWED

56	1984
53	2011
	2012

FEWEST ALLOWED

56	1984
53	2011
	2012

MOST PASSING TOUCHDOWNS

39	1991
32	1989
30	1983

MOST RUSHING TOUCHDOWNS

29	2016
26	1975
25	1964

KICKING

MOST FIELD GOALS MADE

34	2014
33	1998
	2013

MOST PATs MADE

56	1991
51	1975
50	1992

RUSHING

MOST ATTEMPTS

605	1973
603	1980
588	1975

MOST YARDAGE GAINED

3088	1973
2974	1975
2630	2016

PASSING

MOST ATTEMPTS

612	2002
588	1984
579	2014

MOST COMPLETIONS

377	2002
363	2014
356	2011

MOST YARDS GAINED (NET)

3995	2002
3871	1991
3703	2011

TOTAL NET YARDS

MOST GAINED

6252	1991
5893	1992
5853	1989

FIRST DOWNS

MOST FIRST DOWNS

359	1991
355	2002
350	1992

MOST BY RUSHING

162	1975
152	1973
146	2016

MOST BY PASSING

218	2002
208	1991
192	1992

MOST BY PENALTY

47	2002
39	2013
38	1983
	1986

FUMBLES

MOST OPPONENTS' FUMBLES

RECOVERED

47	2002
39	2013
38	1983
	1986

SINGLE-SEASON TEAM RECORDS



INTERCEPTIONS

MOST THROWN

34 1964
1967
32 1971

MOST INTERCEPTED

36 1962
33 1960
32 1965

PENALTIES

MOST PENALTIES

144 1983
143 2015
132 1985

MOST YARDS PENALIZED

1,249 2015
1,108 1970
1,103 1978

QB SACKS

MOST SACKS MADE

57 2013
54 2014
50 1964

MOST SACKS ALLOWED

63 1961
60 1984
59 2000

FEWEST SACKS ALLOWED

12 1986 (9 games)
16 1966 (14 games)
1981 (16 games)

MISCELLANEOUS SINGLE SEASON TEAM RECORDS

BEST SEASON, WIN PERCENTAGE

.857 1964

BEST SEASON, WIN TOTAL

13 1990
1991

MOST LOSSES

14 1984
1985

LONGEST WINNING STREAK

11 Dec. 8, 1963 - Nov. 8, 1964

LONGEST WINNING STREAK AT HOME

15 Sept. 9, 1990 - Dec. 1, 1991

LONGEST WINNING STREAK ON THE ROAD

6 Nov. 25, 1973 - Nov. 3, 1974
Dec. 13, 1964 - Nov. 14, 1965

LONGEST LOSING STREAK

15 Nov. 22, 1970 - Nov. 21, 1971

LONGEST LOSING STREAK AT HOME

9 Oct. 18, 1970 - Nov. 21, 1971

LONGEST LOSING STREAK ON THE ROAD

22 Dec. 18, 1983 - Nov. 23, 1986

MOST CONSECUTIVE WINS - START OF SEASON

9 Sept. 13, 1964 - Nov. 8, 1964

MOST CONSECUTIVE WINS - END OF SEASON

4 Nov. 25, 1973 - Dec. 16, 1973
Dec. 12, 1993 - Jan. 3, 1994

MOST CONSECUTIVE LOSSES - START OF SEASON

11 Sept. 2, 1984 - Nov. 11, 1984

MOST CONSECUTIVE LOSSES - END OF SEASON

10 Oct. 10, 1976 - Dec. 12, 1976

TOTAL SHUTOUTS BY BILLS

23 Last: 10/2/16 at New England

TOTAL SHUTOUTS AGAINST BILLS

23 Last: 12/28/08 vs. New England

MOST SHUTOUTS IN A SEASON

2 1982/1990

MOST TIMES SHUTOUTS IN A SEASON

4 1971

SINGLE-GAME TEAM RECORDS



SCORING

MOST POINTS SCORED

58 vs. Miami 9/18/66

MOST POINTS ALLOWED

58 at Baltimore 12/12/76

MOST POINT, BOTH TEAMS

88 Buffalo 47, Houston 41
9/24/89 (OT)

FEWEST POINTS, BOTH TEAMS

3 Buffalo 3, Atlanta 0
10/16/77

MOST DECISIVE VICTORY

42 Buffalo 42, Cleveland 0
11/4/90

MOST DECISIVE LOSS

46 New England 56, Buffalo 10
11/18/07

LARGEST COMEBACK

26 vs. Indianapolis 9/21/97

LARGEST COMEBACK AGAINST

21 vs. Baltimore 11/9/75
at Pittsburgh 12/15/85
at Miami 12/4/05
at New England 1/1/12

TOUCHDOWNS

MOST SCORED

8 vs. Miami 9/18/66

MOST ALLOWED

8 at Seattle 10/30/77

MOST SCORED BY RUSHING

5 vs. NYJ 12/8/63
vs. NYG 11/26/78
vs. Cincinnati 9/9/79
vs. Washington 11/3/96

MOST ALLOWED BY RUSHING

6 vs. New Orleans 11/12/17

MOST SCORED BY PASSING

6 vs. Pittsburgh 9/8/91

MOST ALLOWED BY PASSING

6 at Oakland 10/19/69

KICKING

MOST FIELD GOALS MADE

6 at N.Y. Jets 10/20/96

MOST FIELD GOALS ALLOWED

6 at N.Y. Jets 11/3/68

TOTAL YARDS

MOST YARDS GAINED

589 vs. Miami 12/24/16 (OT)

FEWEST YARDS GAINED

49 vs. Baltimore 10/10/71

MOST YARDS ALLOWED

621 at San Francisco 10/7/12

FEWEST YARDS ALLOWED

26 vs. Cleveland 12/12/04

FIRST DOWNS

MOST, TOTAL

35 at New England 11/11/12

MOST ALLOWED, TOTAL

34 at Cincinnati 11/17/75
at Cincinnati 11/27/88

FEWEST, TOTAL

4 vs. Baltimore 10/10/71

FEWEST ALLOWED, TOTAL

5 at Houston 10/11/64

MOST BY RUSHING

21 vs. Washington 11/3/96

MOST ALLOWED BY RUSHING

20 vs. New Orleans 11/12/17

MOST BY PASSING

22 at Minnesota 9/15/02 (OT)

MOST ALLOWED BY PASSING

24 vs. Houston 11/1/64
vs. Miami 11/16/86

MOST BY PENALTY

8 vs. Houston 9/20/87
at N.Y. Jets 9/22/13

MOST ALLOWED BY PENALTY

7 vs. Cleveland 10/23/77
at Baltimore 12/17/78
at Miami 10/9/83
vs. Jacksonville 12/2/12
vs. N.Y. Giants 10/4/15

RUSHING

MOST ATTEMPTS

58 at Cincinnati 12/16/84
vs. Miami 10/4/92

MOST ATTEMPTS ALLOWED

68 vs. Houston 11/1/64

MOST YARDS GAINED

366 vs. N.Y. Giants 11/26/78

FEWEST YARDS GAINED

0 at Chicago 10/2/88

MOST YARDS ALLOWED

320 at Dallas Texans 9/30/62

FEWEST YARDS ALLOWED

5 at N.Y. Jets 10/30/66

SINGLE-GAME TEAM RECORDS



PASSING

MOST ATTEMPTS

58 at Cincinnati 12/16/84
vs. Miami 10/4/92

FEWEST ATTEMPTS

2 vs. N.Y. Jets 9/29/74

MOST ATTEMPTS ALLOWED

68 vs. Houston 11/1/64

FEWEST ATTEMPTS ALLOWED

7 vs. Cincinnati 11/30/69

MOST COMPLETIONS

38 at Miami 10/9/83
at Denver 12/7/14

FEWEST COMPLETIONS

0 vs. N.Y. Jets 9/29/74

MOST COMPLETIONS ALLOWED

40 at Minnesota 9/23/18

FEWEST COMPLETIONS ALLOWED

2 vs. Cincinnati 11/30/69
vs. N.Y. Jets 9/29/74
vs. Cleveland 10/11/09

MOST YARDS GAINED

437 at Minnesota 9/15/02

FEWEST YARDS GAINED

-19 vs. Oakland 9/15/68

MOST YARDS ALLOWED

464 vs. Houston 10/29/61

FEWEST YARDS ALLOWED

-3 vs. Cleveland 12/13/04

PENALTIES

MOST PENALTIES

19 at Miami 12/22/85
at Indianapolis 9/23/01

FEWEST PENALTIES

0 vs. Jacksonville 12/14/97
at N.Y. Jets 1/1/17

MOST PENALTIES BY OPPONENT

22 vs. San Francisco 10/4/98

FEWEST PENALTIES BY OPPONENT

0 vs. N.Y. Titans 10/16/60
vs. Houston 11/1/64
at Kansas City 10/2/66
at N.Y. Jets 12/16/73

MOST YARDS PENALIZED

163 vs. Chicago 11/4/18

FEWEST YARDS PENALIZED

0 vs. Jacksonville 12/14/97
at N.Y. Jets 1/1/17

MOST YARDS PENALIZED, OPPONENT

189 vs. Houston 10/31/65

FEWEST YARDS PENALIZED, OPPONENT

0 vs. N.Y. Titans 10/16/60
vs. Houston 11/1/64
at Kansas City 10/2/66
at N.Y. Jets 12/16/73

FUMBLES

MOST LOST

6 vs. Denver 12/2/79

MOST RECOVERED

7 vs. Cincinnati 11/30/69

INTERCEPTIONS

MOST THROWN

6 vs. Denver 9/18/60
vs. Houston 11/10/74
vs. Miami 11/21/82

MOST INTERCEPTED

6 at L.A. Chargers 11/20/60
at Denver 11/19/61
vs. Houston 9/9/62
at Boston 12/9/67
at N.Y. Jets 10/18/09

TOTAL TURNOVERS

MOST COMMITTED

8 at New England 11/7/76

MOST FORCED BY DEFENSE

9 at Denver 11/19/61
at Kansas City 10/17/65

SACKS

MOST SACKS MADE

11 at Denver 12/13/64

MOST SACKS ALLOWED

11 vs. Oakland 10/15/67

RETURNS

MOST PUNT RETURNS

9 at Houston 10/11/64
vs. Pittsburgh 12/12/82

MOST PUNT RETURN YARDS

148 vs. St. Louis 11/21/04

MOST KICK RETURNS

10 at Baltimore 12/12/76

MOST KICK RETURN YARDS

256 at Cincinnati 12/24/05

SINGLE-GAME TEAM RECORDS



BILLS HIGHS

58	vs. Miami 9/18/66
8	vs. Miami 9/18/66
5	Last: vs. Washington 11/3/96
6	vs. Pittsburgh 9/8/91
7	Last: at NYJ 10/20/96
6	at NYJ 10/20/96
35	at New England 11/11/12
589	vs. Miami 12/24/16
65	vs. Kansas City 10/29/73
366	vs. NYG 11/26/78
437	at Minnesota 9/15/02
11	vs. Oakland 10/15/67
463	at Minnesota 9/15/02
58	Last: vs. Miami 10/4/92
38	Last: at Denver 12/7/14
6	Last: vs. Miami 11/21/82
8	at New England 11/7/76
7	at Miami 12/4/94
6	vs. Denver 12/2/79
11	Last: vs. Indianapolis 10/6/96
57.8	at Chicago 10/8/06
163	vs. Chicago 11/4/18

CATEGORY

POINTS
TOUCHDOWNS
RUSHING TDS
PASSING TDS
FIELD GOALS ATTEMPTED
FIELD GOALS MADE
TOTAL FIRST DOWNS
TOTAL NET YARDS
RUSHING ATTEMPTS
NET YARDS RUSHING
NET YARDS PASSING
QB SACKS ALLOWED
GROSS YARDS PASSING
PASS ATTEMPTS
PASS COMPLETIONS
INTERCEPTIONS THROWN
TOTAL TURNOVERS
FUMBLES BY
FUMBLES LOST
PUNTS
PUNTING AVERAGE
YARDS PENALIZED

BILLS LOWS

Last: at Green Bay 9/30/18	0
Last: vs. New England 10/29/18	0
Last: at New England 12/23/18	0
Last: vs. NY Jets 12/9/18	0
Last: vs. Detroit 12/16/18	0
Last: vs. Miami 12/30/19	0
vs. Baltimore 10/10/71	4
vs. Baltimore Colts 10/10/71	49
at St. Louis Cardinals 9/9/84	8
at Chicago 10/2/88	0
vs. Oakland 9/15/68	-19
Last: at New England 12/23/18	0
vs. NY Jets 9/29/74	0
vs. NY Jets 9/29/74	2
vs. NY Jets 9/29/74	0
Last: vs. Detroit 12/16/18	0
Last: vs. Detroit 12/16/18	0
Last: vs. Miami 12/30/19	0
Last: vs. Miami 12/30/19	0
Last: at San Francisco 9/13/92	0
at Seattle 10/14/84	17.3
Last: at NYJ 1/1/17	0

OPPONENT HIGHS

58	at Baltimore 12/12/76
8	Last: vs. New England 11/18/07
6	vs. New Orleans 11/12/17
6	at Oakland 10/19/69
8	at NYJ 11/3/68
6	at NYJ 11/3/68
33	vs. New England 9/30/12
621	at San Francisco 10/7/12
64	at Oakland 11/28/77
320	at Dallas 9/30/62
464	vs. Houston 10/29/61
11	at Denver 12/13/64
466	vs. New England 9/20/15
68	vs. Houston 11/1/64
40	at Minnesota 9/23/18
6	at NYJ 10/18/09
9	Last: at Kansas City 10/17/65
9	vs. NYG 10/20/75
7	vs. Cincinnati 11/30/69
12	Last: vs. Indianapolis 10/6/96
64.0	vs. Minnesota 12/11/94
189	vs. Houston 10/31/65

CATEGORY

POINTS
TOUCHDOWNS
RUSHING TDS
PASSING TDS
FIELD GOALS ATTEMPTED
FIELD GOALS MADE
TOTAL FIRST DOWNS
TOTAL NET YARDS
RUSHING ATTEMPTS
NET YARDS RUSHING
NET YARDS PASSING
QB SACKS ALLOWED
GROSS YARDS PASSING
PASS ATTEMPTS
PASS COMPLETIONS
INTERCEPTIONS THROWN
TOTAL TURNOVERS
FUMBLES BY
FUMBLES LOST
PUNTS
PUNTING AVERAGE
YARDS PENALIZED

OPPONENT LOWS

Last: at New England 10/2/16	0
Last: vs. Tennessee 10/7/18	0
Last: vs. Detroit 12/16/18	0
Last: vs. Miami 12/30/19	0
Last: at Miami 12/2/18	0
Last: vs. Detroit 12/16/18	0
vs. Carolina 9/10/95	4
vs. Cleveland 12/12/04	26
at Minnesota 9/23/18	6
at NYJ 10/30/66	5
vs. Cleveland 12/12/04	-3
Last: vs. Detroit 12/16/18	0
vs. Chicago 10/07/79	22
vs. Cincinnati 11/30/69	7
Last: vs. Cleveland 10/11/09	2
Last: vs. Detroit 12/16/18	0
Last: vs. Detroit 12/16/18	0
Last: vs. Detroit 12/16/18	0
Last: vs. Detroit 12/16/18	0
Last: vs. New Orleans 11/12/17	0
vs. Pittsburgh 9/25/88	22.0
Last: at NYJ 12/16/73	0

BILLS ALL-TIME RETURN TDS



ALL-TIME INTERCEPTION RETURN TDS

TOTAL INT TDS: 89 / RECORD WITH A INT TD: 59-21-4

Date	Player	Opponent	Yards	Result/Score
12/24/17	Jordan Poyer	@ NE	19	L, 16-37
10/9/16	Nickell Robey-Coleman (2)	@ LAR	41	W, 30-19
10/25/15	Corey Graham	@ JAX	44	L, 31-34
9/27/15	Preston Brown	@ MIA	43	W, 41-14
11/17/13	Da'Norris Searcy	v. NYJ	32	W, 37-14
10/20/13	Nickell Robey	@ MIA	19	W, 23-21
12/30/12	Bryan Scott (2)	v. NYJ	20	W, 28-9
12/24/11	Jairus Byrd (2)	v. DEN	37	W, 40-14
10/9/11	Nick Barnett	v PHI	31	W, 31-24
10/2/11	Bryan Scott	@ CIN	43	L, 20-23
9/25/11	Drayton Florence (2)	v NE	27	W, 34-31
1/2/11	Jairus Byrd	@ NYJ	37	L, 7-38
12/5/10	Drayton Florence	@ MIN	40	L, 14-38
9/20/09	Donte Whitner	v TAM	76	W, 33-20
9/14/09	Aaron Schobel	@ NEP	26	L, 24-25
11/23/08	Leodis McKelvin	@ KC	64	W, 54-31
11/2/08	Jabari Greer (2)	v NYJ	42	L, 17-26
9/28/08	Jabari Greer	@ STL	33	W, 31-14
10/08/07	George Wilson	v DAL	25	L, 24-25
10/08/07	Chris Kelsay	v DAL	EZ	L, 24-25
12/10/06	Nate Clements (5)	@ NYJ	58	W, 31-13
11/5/06	London Fletcher-Baker	v GB	17	W, 24-10
12/24/05	Terrence McGee	@ CIN	46	W, 37-27
1/2/05	Nate Clements (4)	v PIT	30	L, 24-29
12/19/04	Takeo Spikes (2)	@ CIN	62	W, 33-17
12/5/04	Pat Williams	@ MIA	20	W, 42-32
10/17/04	Takeo Spikes	v MIA	11	W, 20-13
9/21/03	Nate Clements (3)	@ MIA	54	L, 7-17
9/7/03	Sam Adams	v NEP	37	W, 31-0
10/22/02	Nate Clements (2)	@ MIA	29	W, 23-10
12/23/01	Brandon Spoon (2)	@ ATL	7	L, 30-33
12/9/01	Brandon Spoon	v CAR	44	W, 25-24
9/23/01	Nate Clements	@ IND	48	L, 26-42
10/29/00	Henry Jones (4)	v NYJ	45	W, 23-20
12/13/98	Gabe Northern	v OAK	40	W, 44-21
11/26/95	Cornelius Bennett	v NE	69	L, 25-35
9/10/95	Kurt Schulz	v CAR	32	W, 31-9
12/19/93	Mickey Washington	@ MIA	27	W, 47-34
10/24/93	Darryl Talley (2)	@ NYJ	61	W, 19-10
10/3/93	Henry Jones (3)	v NYG	85	W, 17-14
9/20/92	Henry Jones	v IND	23	W, 38-0
9/20/92	Henry Jones (2)	v IND	82	W, 38-0
9/8/91	Nate Odomes	v PIT	32	W, 52-34
11/4/90	Darryl Talley	@ CLE	60	W, 42-0
9/30/90	Leonard Smith	v DEN	39	W, 29-28
10/29/89	Kirby Jackson	v MIA	40	W, 31-17
10/30/88	Mark Kelso	v GB	78	W, 28-0
12/4/83	Mike Kennedy	@ KC	22	W, 14-9
12/7/80	Steve Freeman (3)	v LAR	47	W, 10-7
9/14/80	Jeff Nixon	v NYJ	50	W, 20-10
12/2/79	Steve Freeman (2)	v DEN	50	L, 16-19
9/9/79	Isiah Robertson	v CIN	23	W, 51-24
9/10/78	Charles Romes	v NYJ	85	L, 20-21
11/6/77	Doug Jones	@ NE	24	W, 24-14
10/3/76	Tony Greene (2)	v KC	101	W, 50-17
10/26/75	Steve Freeman	v MIA	30	L, 30-35
9/21/75	Pat Toomay	v NYJ	44	W, 42-14
11/3/74	Dave Washington	@ NE	72	W, 29-28
10/13/74	Neal Craig	@ BAL	55	W, 27-14
11/25/73	Dwight Harrison	@ BAL	31	W, 24-17
12/17/72	Alvin Wyatt	@ WAS	49	W, 24-17

BILLS ALL-TIME RETURN TDS



ALL-TIME INTERCEPTION RETURN TDS (CONTINUED)

TOTAL INT TDS: 89 / RECORD WITH A INT TD: 59-21-4

Date	Player	Opponent	Yards	Result/Score
11/5/72	Tony Greene	v MIA	39	L, 16-30
10/22/72	Ken Lee	@ MIA	16	L, 23-24
11/15/70	George "Butch" Byrd (5)	@ BAL	26	T, 17-17
11/1/70	Edgar Chandler	@ BOS	59	W, 45-10
9/28/69	George "Butch" Byrd (4)	v DEN	12	W, 41-28
11/24/68	Booker Edgerson (2)	@ DEN	35	L, 32-34
9/29/68	Tom Janik (5)	v NYJ	100	W, 37-35
9/29/68	George "Butch" Byrd (3)	v NYJ	53	W, 37-35
9/29/68	Booker Edgerson	v NYJ	45	W, 37-35
12/9/67	Tom Janik (4)	@ BOS	38	W, 44-16
12/9/67	Marty Schottenheimer	@ BOS	45	W, 44-16
11/5/67	Tom Janik (3)	v MIA	19	W, 35-13
12/18/66	Tom Janik (2)	v DEN	25	W, 38-21
11/20/66	Tom Janik	@ HOU	37	W, 42-20
9/25/66	Hagood Clarke	v HOU	66	W, 27-20
9/18/66	George "Butch" Byrd (2)	v MIA	60	W, 58-24
9/11/65	Charley Warner	v BOS	22	W, 24-7
9/26/64	George "Butch" Byrd	v SD	75	W, 30-3
9/13/64	Tom Sestak (2)	v KC	15	W, 34-17
9/22/63	Mike Stratton	v KC	26	T, 27-27
11/3/62	Leroy Moore	v BOS	3	T, 28-28
10/28/62	Tom Sestak	@ DEN	6	W, 45-38
10/7/62	Carl Charon	@ HOU	40	L, 14-17
11/19/61	Stew Barber	@ DEN	21	W, 23-10
12/11/60	Joe Hergert	@ HOU	29	L, 23-31
12/4/60	Jim Wagstaff	v BOS	40	W, 38-14
11/27/60	Mack Yoho	@ DEN	15	T, 38-38
11/20/60	Archie Matsos	@ LAC	20	W, 32-3

ALL-TIME BLOCKED PUNT TDS

TOTAL BLOCKED PUNT TDS: 89 / RECORD WITH A BLOCKED PUNT TD: 7-2

Date	Player	Opponent	Yards	Result/Score
11/24/2014	Manny Lawson	v NYJ	EZ	W, 38-3
12/19/2004	Jason Peters	@ CIN	EZ	W, 33-17
11/10/1996	Gabe Northern	@ PHI	18	W, 24-17
10/7/1990	James Williams	v LA RAI	38	W, 38-24
9/25/1988	Robb Riddick	v PIT	5	W, 36-28
12/8/1984	Stan David	@ NYJ	36	L, 17-21
10/5/1980	Lucius Sanford (2)	@ SD	EZ	W, 26-24
9/9/1979	Lucius Sanford	v CIN	3	W, 51-24
9/30/1962	Carl Charon	@ DLT	3	L, 21-41

ALL-TIME BLOCKED FIELD GOAL TDS

TOTAL BLOCKED FG TDS: 4 / RECORD WITH A BLOCKED FG TD: 3-1

Date	Player	Opponent	Yards	Result/Score
9/30/1990	Cornelius Bennett	v DEN	80	W, 29-28
9/24/1989	Mark Kelso	@ HOU	76	W, 47-41
9/2/1979	Charles Romes	v MIA	76	L, 7-9
11/13/1966	Jim Dunaway	v NYJ	72	W, 14-3

BILLS ALL-TIME RETURN TDS



ALL-TIME FUMBLE RETURN TDS

TOTAL FUMBLE RETURN TDS: 54 / RECORD WITH A INT TD: 31-23

Date	Player	Opponent	Yards	Result/Score
11/11/18	Jason Croom	@ NYJ	EZ	W, 41-10
10/29/17	Matt Milano	v OAK	40	W, 34-14
10/1/17	Tre'Davious White	@ ATL	52	W, 23-17
9/25/16	Aaron Williams	v ARI	53	W, 33-18
9/15/16	Nickell Robey-Coleman	v NYJ	36	L, 31-37
11/12/15	Duke Williams	@ NYJ	19	W, 22-17
11/30/14	Jerry Hughes	v CLE	18	W, 26-10
9/8/13	Da'Norris Searcy	v NE	74	L, 21-23
12/24/11	Spencer Johnson	v DEN	17	W, 40-14
12/11/11	Bryan Scott	@ SD	EZ	L, 10-37
11/21/10	Drayton Florence	@ CIN	27	W, 49-31
12/9/07	George Wilson	v MIA	20	W, 38-17
11/12/06	Terrence McGee	@ IND	68	L, 16-17
9/10/06	London Fletcher	@ NE	5	L, 17-19
12/14/03	Pat Williams	@ TEN	28	L, 26-28
9/15/02	Ron Edwards	@ MIN	EZ	W, 45-39
11/12/00	Daryl Porter	v CHI	23	W, 20-3
10/15/00	Jerry Ostroski	v SDC	EZ	W, 27-24
10/4/99	Gabe Northern	@ MIA	59	W, 23-18
12/13/98	Phil Hansen	v OAK	13	W, 44-21
11/17/96	David White	v CIN	12	W, 31-17
9/17/95	Carwell Gardner	v IND	EZ	W, 20-14
9/11/94	Mike Lodish (2)	@ NE	EZ	W, 38-35
12/19/93	Nate Odomes (2)	@ MIA	25	W, 47-34
9/27/92	Mike Lodish	@ NE	18	W, 41-7
11/18/91	Cornelius Bennett	@ MIA	6	W, 47-21
10/7/90	Nate Odomes	v LA RAI	49	W, 38-24
10/30/88	Leon Seals	v GB	7	W, 28-0
12/20/87	Sean McNanie	v NEP	14	L, 7-13
12/13/87	Bruce Smith	@ IND	EZ	W, 27-3
11/15/87	Mark Kelso	@ CLE	56	L, 21-27
10/19/86	Rodney Bellinger	v IND	15	W, 24-13
9/14/86	Pete Metzelaars	@ CIN	EZ	L, 33-36
12/15/85	Don Wilson	@ PIT	61	L, 24-30
11/4/84	Chris Keating	v CLE	34	L, 10-13
10/14/84	Lucius Sanford	@ SEA	46	L, 28-31
9/25/83	Dave Kilson (R)	v HOU	87	W, 30-13
11/21/82	oe Ferguson	v MIA	1	L, 7-9
9/23/79	Fred Smerlas (R)	v NYJ	13	W, 46-31
9/25/77	Bo Cornell	@ DEN	22	L, 6-26
11/21/76	John Holland	v SDC	EZ	L, 13-34
9/28/75	Mike Kadish	@ PIT	26	W, 30-21
12/15/74	Ahmad Rashad (2)	@ LAR	EZ	L, 14-19
11/17/74	Dave Washington	@ MIA	42	L, 28-35
9/22/74	Ahmad Rashad	v MIA	EZ	L, 16-24
11/14/71	Robert James	@ NEP	2	L, 33-38
11/30/69	Booker Edgerson	v CIN	10	W, 16-13
12/24/67	Tom Sestak	@ OAK	EZ	L, 21-28
12/18/66	Mike Stratton	v DEN	22	W, 38-21
10/17/65	George Saimes	@ KC	18	W, 23-7
11/15/64	Joe Auer	v BOS	18	L, 28-36
9/28/63	Carl Charon	v HOU	23	L, 20-31
12/10/61	Don McDonald	@ SDC	24	L, 10-28
11/12/61	Ed Muelhaupt	@ DLT	7	W, 30-20
10/15/61	Richie Lucas	v DLT	20	W, 27-24

BILLS ALL-TIME RETURN TDS



ALL-TIME KICKOFF RETURN TDS

TOTAL KICKOFF RETURN TDS: 25 / RECORD WITH A KICKOFF RETURN TD: 16-8-1

Date	Player	Opponent	Yards	Result/Score
9/14/14	C.J. Spiller (2)	v MIA	102	W, 29-10
10/21/12	Brad Smith	v TEN	89	L, 34-35
9/26/10	C.J. Spiller	@ NEP	95	L, 30-38
11/17/08	Leodis McKelvin	v CLE	98	L, 27-29
10/8/07	Terrence McGee (5)	v DAL	103	L, 24-25
12/24/05	Terrence McGee (4)	@ CIN	99	W, 37-27
12/5/04	Terrence McGee (3)	@ MIA	104	W, 42-32
10/31/04	Terrence McGee (2)	v ARI	87	W, 38-14
10/3/04	Terrence McGee	v NEP	98	L, 17-31
9/15/02	Charlie Rogers	@ MIN	90	W, 45-39
12/19/99	Henry Jones	@ ARI	37	W, 31-21
11/24/96	Eric Maulds	v NYJ	97	W, 35-10
12/8/91	Al Edwards	@ RAI	91	W, 30-27
9/24/78	Curtis Brown	v BAL	102	W, 24-17
12/9/73	Wallace Francis (2)	v NEP	90	W, 37-13
10/7/73	Wallace Francis	v PHI	101	W, 27-26
11/1/70	Greg Jones	@ BOS	52	W, 45-10
10/4/70	O.J. Simpson	v NYJ	95	W, 34-31
9/22/68	Max Anderson	@ CIN	100	L, 23-34
10/30/66	Charley Warner (3)	@ NYJ	95	W, 33-23
12/19/65	Charley Warner (2)	@ NYJ	87	L, 12-14
11/7/65	Charley Warner	@ BOS	102	W, 23-7
11/3/62	Elbert Dubenion	v BOS	93	T, 28-28
9/9/62	Art Baker	v HOU	100	L, 23-28
9/17/61	Fred Brown	v NYT	93	W, 41-31

ALL-TIME PUNT RETURN TDS

TOTAL PUNT RETURN TDS: 24 / RECORD WITH A PUNT RETURN TD: 11-13

Date	Player	Opponent	Yards	Result/Score
12/14/14	Marcus Thigpen	v GBY	75	W, 21-13
11/15/12	Leodis McKelvin (3)	v MIA	79	W, 19-14
9/16/12	Leodis McKelvin (2)	v KCY	88	W, 35-17
12/24/11	Leodis McKelvin	v DEN	80	W, 40-14
9/9/07	Roscoe Parrish (2)	v DEN	74	L, 14-15
9/7/07	Roscoe Parrish (3)	v SEA	63	W, 34-10
11/26/06	Roscoe Parrish	v JAX	82	W, 27-24
11/21/04	Nate Clements (2)	v STL	86	W, 37-17
11/14/04	Jonathan Smith	@ NEP	70	L, 6-29
11/4/01	Nate Clements	v IND	66	L, 14-30
9/5/93	Russell Copeland	v NEP	47	W, 38-14
11/2/86	Ron Pitts	@ TAM	49	L, 28-34
10/14/84	Don Wilson	@ SEA	65	L, 28-31
10/15/78	Keith Moody (3)	@ HOU	82	L, 10-17
11/13/77	John Kimbrough	v BAL	73	L, 13-31
10/23/77	Keith Moody (2)	v CLE	91	L, 16-27
10/10/76	Keith Moody	@ NYJ	67	L, 14-17
12/16/73	Bill Cahill	@ NYJ	51	W, 34-14
11/14/71	Ike Hill	@ NEP	68	L, 33-38
10/31/71	Alvin Wyatt	v STL	61	L, 23-28
11/3/68	Hagood Clarke (2)	@ NYJ	82	L, 21-25
9/18/66	George "Butch" Byrd	v MIA	72	W, 58-24
9/11/66	Ed Rutkowski	v KCY	73	L, 20-42
9/26/64	Hagood Clarke	v SDC	53	W, 30-3

BILLS BEST PLAYOFF PERFORMANCES



SCORING

MOST TOUCHDOWNS SCORED

- 3 Kenneth Davis 1/20/91 vs. L.A. Raiders
Andre Reed 1/3/93 vs. Houston
Thurman Thomas 1/23/94 vs. Kansas City

MOST FIELD GOALS

- 5 Steve Christie 1/17/93 at Miami

LONGEST FIELD GOAL

- 54 Steve Christie 1/30/94 vs. Dallas

RUSHING

MOST RUSHING ATTEMPTS

- 33 Thurman Thomas 1/23/94 vs. Kansas City

MOST RUSHING YARDS

- 186 Thurman Thomas 1/23/94 vs. Kansas City

MOST RUSHING TOUCHDOWNS

- 4 Kenneth Davis 1/20/91 vs. L.A. Raiders
Thurman Thomas 1/23/94 vs. Kansas City

LONGEST RUN FROM SCRIMMAGE

- 45 Joe Cribbs 12/27/81 at N.Y. Jets

PASSING

MOST PASS ATTEMPTS

- 58 Jim Kelly 1/26/92 vs. Washington

MOST PASSES COMPLETED

- 31 Jim Kelly 1/30/94 vs. Dallas

MOST PASSING YARDS

- 405 Jim Kelly 1/6/90 at Cleveland

MOST TOUCHDOWN PASSES

- 4 Jim Kelly 1/6/90 at Cleveland
Frank Reich 1/3/93 vs. Houston

LONGEST PASS COMPLETION

- 93 Daryle Lamonica (to Elbert Dubenion)
12/28/63 vs. Boston

RECEIVING

MOST RECEPTIONS

- 13 Thurman Thomas 1/6/90 at Cleveland

MOST RECEIVING YARDS

- 240 Eric Moulds 1/2/99 at Miami (WC)

MOST TOUCHDOWN RECEPTIONS

- 3 Andre Reed 1/3/93 vs. Houston (WC)

INTERCEPTIONS

MOST INTERCEPTIONS

- 2 Bill Simpson 12/27/81 at N.Y. Jets
Darryl Talley 1/20/91 vs. L.A. Raiders
Kirby Jackson 1/5/92 vs. Kansas City

LONGEST INTERCEPTION RETURN

- 49 Rufus Bess 12/27/81 at N.Y. Jets (No TD)

MISCELLANEOUS

MOST PUNTS

- 8 Colton Schmidt 1/7/18 at Jacksonville
Daryle Lamonica 12/28/63 vs. Boston
Paul Maguire 1/1/67 vs. Kansas City
Chris Mohr 1/12/92 vs. Denver
Chris Mohr 1/8/00 at Tennessee

LONGEST PUNT

- 64 Paul Maguire 12/26/64 vs. San Diego

LONGEST KICKOFF RETURN

- 67 Steve Tasker 1/15/94 vs. L.A. Raiders

LONGEST PUNT RETURN

- 74 George "Butch" Byrd 12/26/65 at San Diego

LONGEST FUMBLE RETURN FOR TD

- 26 Charles Romes 12/27/81 at N.Y. Jets

SINGLE-GAME TEAM PLAYOFF RECORDS



SCORING

MOST POINTS SCORED

51 1/20/91 vs. LA Raiders

MOST POINTS ALLOWED

52 1/31/93 vs. Dallas

MOST POINT, BOTH TEAMS

79 Buffalo 41, Houston 38
(OT) 1/3/93

FEWEST POINTS, BOTH TEAMS

13 Jacksonville 10, Bills 3
1/7/18

MOST DECISIVE VICTORY

48 Buffalo 51, L.A. Raiders 3
1/20/91

MOST DECISIVE LOSS

35 Dallas 52, Buffalo 17
1/31/93

LARGEST COMEBACK

32 Buffalo 41, Houston 38
(OT) 1/3/93

TOUCHDOWNS

MOST SCORED

7 1/20/91 vs. L.A. Raiders

MOST ALLOWED

7 1/31/93 vs. Dallas

MOST SCORED BY RUSHING

4 1/20/91 vs. L.A. Raiders

MOST ALLOWED BY RUSHING

3 12/22/74 at Pittsburgh
1/3/82 at Cincinnati
1/6/96 at Pittsburgh

MOST SCORED BY PASSING

4 1/6/90 at Cleveland
1/3/93 vs. Houston

MOST ALLOWED BY PASSING

4 1/3/93 vs. Houston
1/31/93 vs. Dallas

KICKING

MOST FIELD GOALS MADE

5 1/17/93 at Miami

MOST FIELD GOALS ALLOWED

4 12/28/63 vs. Boston
1/6/96 at Pittsburgh (AD)
12/28/96 vs. Jacksonville

TOTAL YARDS

MOST YARDS GAINED

536 12/30/95 vs. Miami

FEWEST YARDS GAINED

181 1/8/89 at Cincinnati

MOST YARDS ALLOWED

502 12/30/95 vs. Miami

FEWEST YARDS ALLOWED

194 1/8/00 at Tennessee

FIRST DOWNS

MOST, TOTAL

30 1/20/91 vs. L.A. Raiders
1/23/94 vs. Kansas City

MOST ALLOWED, TOTAL

29 12/22/74 at Pittsburgh

FEWEST, TOTAL

9 1/1/67 vs. Kansas City

FEWEST ALLOWED, TOTAL

12 12/26/65 at San Diego

MOST BY RUSHING

18 12/30/95 vs. Miami

MOST ALLOWED BY RUSHING

18 12/22/74 at Pittsburgh

MOST BY PASSING

20 1/6/90 at Cleveland

MOST ALLOWED BY PASSING

20 12/30/95 vs. Miami

MOST BY PENALTY

4 1/7/18 at Jacksonville
1/5/92 vs. Kansas City
1/31/93 vs. Dallas
1/15/94 vs. L.A. Raiders
1/23/94 vs. Kansas City

MOST ALLOWED BY PENALTY

5 1/2/99 at Miami

RUSHING

MOST ATTEMPTS

52 12/30/95 vs. Miami

MOST ATTEMPTS ALLOWED

51 12/22/74 at Pittsburgh

MOST YARDS GAINED

341 12/30/95 vs. Miami

FEWEST YARDS GAINED

7 12/28/63 vs. Boston

MOST YARDS ALLOWED

235 12/22/74 at Pittsburgh

FEWEST YARDS ALLOWED

33 1/17/93 at Miami

SINGLE-GAME TEAM PLAYOFF RECORDS



PASSING

MOST ATTEMPTS

59 1/26/92 vs. Washington

FEWEST ATTEMPTS

20 12/26/64 vs. San Diego
12/26/65 at San Diego

MOST ATTEMPTS ALLOWED

66 12/30/95 vs. Miami

FEWEST ATTEMPTS ALLOWED

20 1/8/89 at Cincinnati
1/15/94 vs. L.A. Raiders

MOST COMPLETIONS

38 at Miami 10/9/83
at Denver 12/7/14

FEWEST COMPLETIONS

9 12/26/65 at San Diego

MOST COMPLETIONS ALLOWED

36 1/3/93 vs. Houston

FEWEST COMPLETIONS ALLOWED

11 1/8/89 at Cincinnati

MOST YARDS GAINED

404 1/6/90 at Cleveland

FEWEST YARDS GAINED

97 1/8/00 at Tennessee

MOST YARDS ALLOWED

432 12/30/95 vs. Miami

FEWEST YARDS ALLOWED

55 1/8/00 at Tennessee

PENALTIES

MOST PENALTIES

10 1/8/00 at Tennessee

FEWEST PENALTIES

1 1/30/94 vs. Dallas

MOST PENALTIES BY OPPONENT

10 1/5/92 vs. Kansas City

FEWEST PENALTIES BY OPPONENT

2 12/22/74 at Pittsburgh
1/20/91 vs. L.A. Raiders
1/9/93 at Pittsburgh
1/8/00 at Tennessee

MOST YARDS PENALIZED

100 12/28/63 vs. Boston

FEWEST YARDS PENALIZED

0 1/23/94 vs. Kansas City
1/30/94 vs. Dallas

MOST YARDS PENALIZED, OPPONENT

82 1/26/92 vs. Washington

FEWEST YARDS PENALIZED, OPPONENT

10 12/22/74 at Pittsburgh

FUMBLES

MOST LOST

5 1/31/93 vs. Dallas

MOST RECOVERED

3 1/17/93 at Miami

INTERCEPTIONS

MOST THROWN

4 12/28/63 vs. Boston
12/27/81 at N.Y. Jets
1/26/92 vs. Washington
1/31/93 vs. Dallas

MOST INTERCEPTED

6 1/20/91 vs. L.A. Raiders

TOTAL TURNOVERS

MOST COMMITTED

9 1/31/93 vs. Dallas
(5 fumbles, 4 interceptions)

MOST FORCED BY DEFENSE

7 1/20/91 vs. L.A. Raiders
(1 fumble, 6 interceptions)

SACKS

MOST SACKS MADE

9 1/1/67 vs. Kansas City

MOST SACKS ALLOWED

6 1/8/00 at Tennessee

RETURNS

MOST PUNT RETURNS

5 1/7/18 at Jacksonville
1/1/67 vs. Kansas City
1/23/94 vs. Kansas City
12/28/96 vs. Jacksonville

MOST PUNT RETURN YARDS

87 12/26/65 at San Diego

MOST KICK RETURNS

8 1/6/96 at Pittsburgh

MOST KICK RETURN YARDS

172 12/28/96 vs. Jacksonville

BILLS ALL-TIME SERIES



BILLS-49ERS (6-6)

REGULAR SEASON: 6-6

PLAYOFFS (BOLDED): 0-0

BUF: 3-3

ROAD: 3-3

Date	Result	Site	Score	Date	Result	Site	Score	Date	Result	Site	Score
9/24/1972	W	27-20	BUF	12/3/1995	L	17-27	SF	10/7/2012	L	3-45	SF
12/21/1980	W	18-13	SF	10/4/1998	W	26-21	BUF	10/16/2016	W	45-16	BUF
12/11/1983	L	10-23	BUF	12/2/2001	L	0-35	SF				
12/17/1989	L	10-21	SF	12/26/2004	W	41-7	SF				
9/13/1992	W	34-31	SF	11/30/2008	L	3-10	BUF				

BILLS-BEARS (5-7)

REGULAR SEASON: 5-7

PLAYOFFS (BOLDED): 0-0

BUF: 4-2

ROAD: 1-5

Date	Result	Site	Score	Date	Result	Site	Score	Date	Result	Site	Score
11/22/1970	L	CHI	13-31	10/2/1994	L	CHI	13-20	11/7/2010	L	TORONTO	19-22
10/27/1974	W	BUF	16-6	12/7/1997	L	CHI	3-20	9/7/2014	W	CHI	23-20
10/7/1979	L	BUF	0-7	11/12/2000	W	BUF	20-3				
10/2/1988	L	CHI	3-24	9/29/2002	W	BUF	33-27				
9/29/1991	W	BUF	35-20	10/8/2006	L	CHI	7-40				

BILLS-BENGALS (16-15)

REGULAR SEASON: 16-13

PLAYOFFS (BOLDED): 0-2

BUF: 9-5

ROAD: 7-10

Date	Result	Site	Score	Date	Result	Site	Score	Date	Result	Site	Score
9/22/1968	L	CIN	23-34	12/16/1984	L	CIN	21-52	12/19/2004	W	CIN	33-17
12/31/1969	W	BUF	16-13	11/3/1985	L	BUF	17-23	12/24/2005	W	CIN	37-27
11/8/1970	L	BUF	14-43	9/14/1986	L	CIN	33-36	11/4/2007	W	BUF	33-21
11/11/1973	L	BUF	13-16	11/27/1988	L	CIN	21-35	11/21/2010	W	CIN	49-31
11/17/1975	L	CIN	24-33	1/8/1989	L	CIN	10-21	10/2/2011	L	CIN	20-23
10/22/1978	W	BUF	5-0	11/26/1989	W	BUF	24-7	10/13/2013	L	BUF	24-27
9/9/1979	W	BUF	51-24	10/21/1991	W	BUF	35-16	10/18/2015	L	BUF	21-34
11/16/1980	W	CIN	14-0	11/17/1996	W	BUF	31-17	11/20/2016	W	CIN	16-12
9/27/1981	L	CIN	24-27	12/6/1998	W	CIN	33-20	10/8/2017	L	CIN	16-20
1/3/1982	L	CIN	21-28	12/29/2002	W	BUF	27-9				
9/11/1983	W	CIN	10-6	10/5/2003	W	BUF	22-16				

BILLS-BRONCOS (21-16-1)

REGULAR SEASON: 20-16-1

PLAYOFFS (BOLDED): 1-0

BUF: 14-11

ROAD: 7-5-1

Date	Result	Site	Score	Date	Result	Site	Score	Date	Result	Site	Score
9/18/1960	L	BUF	21-27	10/8/1967	W	DEN	17-16	1/12/1992	W	BUF	10-7
11/27/1960	T	DEN	38-38	11/19/1967	L	BUF	20-21	12/12/1992	W	BUF	27-17
9/10/1961	L	BUF	10-22	11/24/1968	L	DEN	32-34	9/26/1994	W	BUF	27-20
11/19/1961	W	DEN	23-10	12/31/1969	W	BUF	41-28	9/3/1995	L	DEN	7-22
9/15/1962	L	BUF	20-23	9/20/1970	L	BUF	10-25	10/26/1997	L	BUF	20-23
10/28/1962	W	DEN	45-38	10/5/1975	W	BUF	38-14	9/22/2002	L	DEN	23-28
11/3/1963	W	DEN	30-28	9/25/1977	L	DEN	6-26	12/17/2005	L	BUF	17-28
11/9/1963	W	BUF	27-17	12/2/1979	L	BUF	16-19	9/9/2007	L	BUF	14-15
9/20/1964	W	BUF	30-13	10/25/1981	W	BUF	9-7	12/21/2008	W	DEN	30-23
12/13/1964	W	DEN	30-19	10/21/1984	L	BUF	7-37	12/24/2011	W	BUF	40-14
9/19/1965	W	DEN	30-15	11/8/1987	W	BUF	21-14	12/7/2014	L	DEN	17-24
10/24/1965	W	BUF	31-13	9/18/1989	L	BUF	14-28	9/24/2017	W	BUF	26-16
12/18/1966	W	BUF	38-21	9/30/1990	W	BUF	29-28				

BILLS ALL-TIME SERIES



BILLS-BROWNS (9-12)

REGULAR SEASON: 9-11

PLAYOFFS (BOLDED): 0-1

BUF: 5-5

ROAD: 4-7

Date	Result	Site	Score	Date	Result	Site	Score	Date	Result	Site	Score
11/26/1972	L	CLE	10-27	11/15/1987	L	CLE	21-27	12/12/2010	W	BUF	13-6
11/24/1974	W	CLE	15-10	1/6/1990	L	CLE	30-34	9/23/2012	W	CLE	24-14
10/23/1977	L	BUF	16-27	11/4/1990	W	CLE	42-0	10/3/2013	L	CLE	24-37
10/29/1978	L	CLE	20-41	10/2/1995	W	CLE	22-19	11/30/2014	W	BUF	26-10
11/1/1981	W	BUF	22-13	12/12/2004	W	BUF	37-7	12/18/2016	W	BUF	33-13
11/4/1984	L	BUF	10-13	12/16/2007	L	CLE	0-8				
11/17/1985	L	CLE	7-17	11/17/2008	L	BUF	27-29				
12/7/1986	L	BUF	17-21	10/11/2009	L	BUF	3-6				

BILLS-BUCCANEERS (7-4)

REGULAR SEASON: 7-4

PLAYOFFS (BOLDED): 0-0

BUF: 2-0

ROAD: 5-4

Date	Result	Site	Score	Date	Result	Site	Score	Date	Result	Site	Score
09/26/1976	W	TB	14-9	12/04/1988	L	TB	5-10	09/20/2009	W	BUF	33-20
11/19/1978	L	TB	10-31	09/22/1991	W	TB	17-10	12/08/2013	L	TB	6-27
12/19/1982	L	TB	23-24	11/26/2000	L	TB	17-31	10/22/2017	W	BUF	30-27
11/02/1986	L	TB	28-34	09/18/2005	L	TB	3-19				

BILLS-CARDINALS (7-4)

REGULAR SEASON: 7-4

PLAYOFFS (BOLDED): 0-0

BUF: 4-1

ROAD: 3-3

Date	Result	Site	Score	Date	Result	Site	Score	Date	Result	Site	Score
09/26/1976	W	DET	14-9	12/04/1988	L	DET	5-10	09/20/2009	W	BUF	33-20
11/19/1978	L	DET	10-31	09/22/1991	W	DET	17-10	12/08/2013	L	DET	6-27
12/19/1982	L	DET	23-24	11/26/2000	L	DET	17-31	10/22/2017	W	BUF	30-27
11/02/1986	L	DET	28-34	09/18/2005	L	DET	3-19				

BILLS-CHARGERS (12-25-2)

REGULAR SEASON: 10-24-2

PLAYOFFS (BOLDED): 2-1

BUF: 6-11-1

ROAD: 6-14-1

Date	Result	Site	Score	Date	Result	Site	Score	Date	Result	Site	Score
10/02/1960	L	BUF	10-24	12/26/1965	W	SD	23-0	09/08/1985	L	BUF	9-14
11/20/1960	W	SD	32-3	09/04/1966	L	SD	7-27	12/01/1985	L	SD	7-40
09/30/1961	L	BUF	11-19	10/16/1966	T	BUF	17-17	09/06/1998	L	SD	14-16
12/10/1961	L	SD	10-28	10/01/1967	L	BUF	17-37	10/15/2000	W	BUF	27-24
10/13/1962	W	BUF	35-10	11/17/1968	L	BUF	6-21	10/28/2001	L	SD	24-27
11/11/1962	W	SD	40-20	12/31/1969	L	SD	6-45	12/15/2002	W	BUF	20-13
09/08/1963	L	SD	10-14	10/23/1971	L	SD	3-20	11/20/2005	L	SD	10-48
11/17/1963	L	BUF	13-23	09/23/1973	L	SD	7-34	12/03/2006	L	BUF	21-24
09/26/1964	W	BUF	30-3	11/21/1976	L	BUF	13-34	10/19/2008	W	BUF	23-14
11/26/1964	W	SD	27-24	09/16/1979	L	SD	19-27	12/11/2011	L	SD	10-37
12/26/1964	W	BUF	20-7	10/05/1980	W	SD	26-24	09/21/2014	L	BUF	10-22
10/10/1965	L	BUF	3-34	01/03/1981	L	SD	14-20	11/19/2017	L	LA	24-54
11/25/1965	T	SD	20-20	12/06/1981	W	SD	28-27	09/16/2018	L	BUF	20-31

BILLS ALL-TIME SERIES



BILLS-CHIEFS (26-21-1)

REGULAR SEASON: 24-20-1

PLAYOFFS (BOLDED): 2-1

BUF: 14-8-1

ROAD: 12-13

Date	Result	Site	Score	Date	Result	Site	Score	Date	Result	Site	Score
11/06/1960	L	BUF	28-45	10/05/1968	L	BUF	7-18	10/30/1994	W	BUF	44-10
12/18/1960	L	KC	7-24	12/31/1969	L	KC	19-22	12/22/1996	W	BUF	20-19
10/15/1961	W	BUF	27-24	12/31/1969	L	BUF	7-29	09/14/1997	L	KC	16-22
11/12/1961	W	KC	30-20	12/19/1971	L	KC	9-22	11/19/2000	W	KC	21-17
09/30/1962	L	KC	21-41	10/29/1973	W	BUF	23-14	11/17/2002	L	KC	16-17
12/02/1962	W	BUF	23-14	10/03/1976	W	BUF	50-17	10/26/2003	L	KC	5-38
09/22/1963	T	BUF	27-27	10/01/1978	W	BUF	28-13	11/13/2005	W	BUF	14-3
10/13/1963	W	KC	35-26	12/03/1978	L	KC	10-14	11/23/2008	W	KC	54-31
09/13/1964	W	BUF	34-17	09/12/1982	W	BUF	14-9	12/13/2009	W	KC	16-10
10/18/1964	W	KC	35-22	12/04/1983	W	KC	14-9	10/31/2010	L	KC	10-13
10/17/1965	W	KC	23-7	09/28/1986	L	BUF	17-20	09/11/2011	W	KC	41-7
12/12/1965	W	BUF	34-25	11/30/1986	W	KC	17-14	09/16/2012	W	BUF	35-17
09/11/1966	L	BUF	20-42	10/07/1991	L	KC	6-33	11/03/2013	L	BUF	13-23
10/02/1966	W	KC	29-14	01/05/1992	W	BUF	37-14	11/09/2014	L	BUF	13-17
01/01/1967	L	BUF	7-31	11/28/1993	L	KC	7-23	11/29/2015	L	KC	22-30
12/03/1967	L	KC	13-23	01/23/1994	W	BUF	30-13	11/26/2017	W	KC	16-10

BILLS-COLTS (37-31-1)

REGULAR SEASON: 37-31-1

PLAYOFFS (BOLDED): 0-0

BUF: 23-13

ROAD: 14-18-1

Date	Result	Site	Score	Date	Result	Site	Score	Date	Result	Site	Score
11/15/1970	T	BAL	17-17	10/04/1981	W	BUF	23-17	01/02/1994	W	IND	30-10
12/13/1970	L	BUF	14-20	11/28/1982	W	BUF	20-0	10/16/1994	L	BUF	17-27
10/10/1971	L	BUF	0-43	09/18/1983	W	BUF	28-23	12/24/1994	L	IND	9-10
12/05/1971	L	BAL	0-24	10/16/1983	W	BAL	30-7	09/17/1995	W	BUF	20-14
10/01/1972	L	BUF	0-17	09/30/1984	L	IND	17-31	11/05/1995	W	IND	16-10
12/03/1972	L	BAL	7-35	12/02/1984	W	BUF	21-15	10/06/1996	W	BUF	16-13
10/14/1973	W	BUF	31-13	10/06/1985	L	IND	17-49	12/01/1996	L	IND	10-13
11/25/1973	W	BAL	24-17	10/20/1985	W	BUF	21-9	09/21/1997	W	BUF	37-35
10/13/1974	W	BAL	27-14	10/19/1986	W	BUF	24-13	10/20/1997	W	IND	9-6
12/01/1974	W	BUF	6-0	12/14/1986	L	IND	14-24	10/11/1998	W	IND	31-24
10/12/1975	W	BAL	38-31	10/04/1987	L	BUF	6-47	11/22/1998	W	BUF	34-11
11/09/1975	L	BUF	35-42	12/13/1987	W	IND	27-3	09/12/1999	L	IND	14-31
10/17/1976	L	BUF	13-31	10/09/1988	W	BUF	34-23	01/02/2000	W	BUF	31-6
12/12/1976	L	BAL	20-58	12/18/1988	L	IND	14-17	10/01/2000	L	BUF	16-18
10/02/1977	L	BAL	14-17	10/08/1989	L	IND	14-37	12/11/2000	L	IND	20-44
11/13/1977	L	BUF	13-31	11/12/1989	W	BUF	30-7	09/23/2001	L	IND	26-42
09/24/1978	W	BUF	24-17	09/09/1990	W	BUF	26-10	11/04/2001	L	BUF	14-30
12/17/1978	W	BAL	21-14	12/09/1990	W	IND	31-7	11/23/2003	L	BUF	14-17
09/30/1979	W	BAL	31-13	10/13/1991	W	BUF	42-6	11/12/2006	L	IND	16-17
10/21/1979	L	BUF	13-14	12/15/1991	W	IND	35-7	01/03/2010	W	BUF	30-7
10/12/1980	L	BUF	12-17	09/20/1992	W	BUF	38-0	11/25/2012	L	IND	13-20
11/30/1980	L	BAL	24-28	11/29/1992	L	IND	13-16	09/13/2015	W	BUF	27-14
09/13/1981	W	BAL	35-3	11/21/1993	W	BUF	23-9	12/10/2017	W	BUF	13-7

BILLS-COWBOYS (4-8)

REGULAR SEASON: 4-6

PLAYOFFS (BOLDED): 0-2

BUF: 3-2

ROAD: 1-4

Date	Result	Site	Score	Date	Result	Site	Score	Date	Result	Site	Score
09/19/1971	L	BUF	37-49	01/31/1993	L	LA	17-52	11/09/2003	L	DAL	6-10
11/15/1976	L	DAL	10-17	09/12/1993	W	DAL	13-10	10/08/2007	L	BUF	24-25
11/09/1981	L	DAL	14-27	01/30/1994	L	ATL	13-30	11/13/2011	L	DAL	7-44
11/18/1984	W	BUF	14-3	09/22/1996	W	BUF	10-7	12/27/2015	W	BUF	16-6

BILLS ALL-TIME SERIES



BILLS-DOLPHINS (47-60-1)

REGULAR SEASON: 44-59-1

PLAYOFFS (BOLDED): 3-1

BUF: 8-26

ROAD: 19-34-1

Date	Result	Site	Score	Date	Result	Site	Score	Date	Result	Site	Score
9/18/1966	W	BUF	58-24	9/17/1984	L	BUF	17-21	10/8/2000	L	MIA	13-22
11/6/1966	W	MIA	29-0	10/28/1984	L	MIA	17-21	12/3/2000	L	BUF	6-33
11/5/1967	W	BUF	35-13	11/24/1985	L	BUF	14-23	11/25/2001	L	BUF	27-34
11/26/1967	L	MIA	14-17	12/22/1985	L	MIA	0-28	1/6/2002	L	MIA	7-34
10/12/1968	T	MIA	14-14	10/12/1986	L	MIA	14-27	10/20/2002	W	MIA	23-10
11/10/1968	L	BUF	17-21	11/16/1986	L	BUF	24-34	12/1/2002	W	BUF	38-21
12/31/1969	L	MIA	6-24	10/25/1987	W	MIA	34-31	9/21/2003	L	MIA	7-17
12/31/1969	W	BUF	28-3	11/29/1987	W	BUF	27-0	12/21/2003	L	BUF	3-20
10/18/1970	L	BUF	14-33	9/11/1988	W	BUF	9-6	10/17/2004	W	BUF	20-13
12/20/1970	L	MIA	7-45	11/14/1988	W	MIA	31-6	12/5/2004	W	MIA	42-32
9/26/1971	L	BUF	14-29	9/10/1989	W	MIA	27-24	10/9/2005	W	BUF	20-14
11/7/1971	L	MIA	0-34	10/29/1989	W	BUF	31-17	12/4/2005	L	MIA	23-24
10/22/1972	L	MIA	23-24	9/16/1990	L	MIA	7-30	9/17/2006	W	MIA	16-6
11/5/1972	L	BUF	16-30	12/23/1990	W	BUF	24-14	12/17/2006	W	BUF	21-0
10/21/1973	L	MIA	6-27	1/12/1991	W	BUF	44-34	11/11/2007	W	MIA	13-10
11/18/1973	L	BUF	0-17	9/1/1991	W	BUF	35-31	12/9/2007	W	BUF	38-17
9/22/1974	L	BUF	16-24	11/18/1991	W	MIA	41-27	10/26/2008	L	MIA	16-25
11/17/1974	L	MIA	28-35	10/4/1992	L	BUF	10-37	12/7/2008	L	TORONTO	3-16
10/26/1975	L	BUF	30-35	11/16/1992	W	MIA	26-20	10/4/2009	L	MIA	10-38
12/7/1975	L	MIA	21-31	1/17/1993	W	MIA	29-10	11/29/2009	W	BUF	31-14
9/13/1976	L	BUF	21-30	9/26/1993	L	BUF	13-22	9/12/2010	L	BUF	10-15
12/5/1976	L	MIA	27-45	12/19/1993	W	MIA	47-34	12/19/2010	W	MIA	17-14
9/18/1977	L	BUF	0-13	10/9/1994	W	BUF	21-11	11/20/2011	L	MIA	8-35
12/17/1977	L	MIA	14-31	12/4/1994	W	MIA	42-31	12/18/2011	L	BUF	23-30
9/17/1978	L	MIA	24-31	12/30/1995	W	BUF	37-22	11/15/2012	W	BUF	19-14
11/12/1978	L	BUF	24-25	10/29/1995	L	MIA	6-23	12/23/2012	L	MIA	10-24
9/2/1979	L	BUF	7-9	12/17/1995	W	BUF	23-20	10/20/2013	W	MIA	23-21
10/14/1979	L	MIA	7-17	10/13/1996	L	BUF	7-21	12/22/2013	W	BUF	19-0
9/7/1980	W	BUF	17-7	12/16/1996	L	MIA	14-16	9/14/2014	W	BUF	29-10
10/19/1980	L	MIA	14-17	11/2/1997	W	BUF	9-6	11/13/2014	L	MIA	9-22
10/12/1981	W	BUF	31-21	11/17/1997	L	MIA	13-30	9/27/2015	W	MIA	41-14
12/19/1981	L	MIA	6-16	9/13/1998	L	MIA	7-13	11/8/2015	W	BUF	33-17
11/21/1982	L	BUF	7-9	11/1/1998	W	BUF	30-24	10/23/2016	L	MIA	25-28
12/27/1982	L	MIA	10-27	1/2/1999	L	MIA	17-24	12/24/2016	L	BUF	31-34
9/4/1983	L	BUF	0-12	10/4/1999	W	MIA	23-18	12/17/2017	W	BUF	24-16
10/9/1983	W	MIA	38-35	11/14/1999	W	BUF	23-3	12/31/2017	W	MIA	22-16

BILLS-EAGLES (6-7)

REGULAR SEASON: 6-7

PLAYOFFS (BOLDED): 0-0

BUF: 4-3

ROAD: 2-4

Date	Result	Site	Score	Date	Result	Site	Score	Date	Result	Site	Score
10/07/1973	W	BUF	27-26	12/02/1990	W	BUF	30-23	12/30/2007	L	PHI	9-17
09/17/1981	L	BUF	14-20	12/12/1993	W	PHI	10-7	10/09/2011	W	BUF	31-24
10/07/1984	L	BUF	17-27	11/10/1996	W	PHI	24-17	12/13/2015	L	PHI	20-23
10/27/1985	L	PHI	17-21	09/26/1999	W	BUF	26-0				
12/27/1987	L	PHI	7-17	09/28/2003	L	BUF	13-23				

BILLS-FALCONS (5-7)

REGULAR SEASON: 5-7

PLAYOFFS (BOLDED): 0-0

BUF: 3-3

ROAD: 2-4

Date	Result	Site	Score	Date	Result	Site	Score	Date	Result	Site	Score
12/02/1973	W	ATL	17-6	11/05/1989	L	ATL	28-30	09/25/2005	L	BUF	16-24
10/16/1977	W	BUF	3-0	11/22/1992	W	BUF	41-14	12/27/2009	L	ATL	3-31
11/02/1980	L	BUF	14-30	11/12/1995	W	BUF	23-17	12/01/2013	L	TORONTO	31-34
12/18/1983	L	ATL	14-31	12/23/2001	L	ATL	30-33	10/01/2017	W	ATL	23-17

BILLS ALL-TIME SERIES



BILLS-GIANTS (6-7)

REGULAR SEASON: 6-7

PLAYOFFS (BOLDED): 0-1

BUF: 3-4

ROAD: 3-2

Date	Result	Site	Score	Date	Result	Site	Score	Date	Result	Site	Score
12/06/1970	L	NY	6-20	01/27/1991	L	TB	19-20	12/23/2007	L	BUF	21-38
10/20/1975	L	BUF	14-17	10/03/1993	W	BUF	17-14	10/16/2011	L	NY	24-27
11/26/1978	W	BUF	41-17	09/01/1996	W	NY	23-20	10/04/2015	L	BUF	10-24
10/18/1987	W	BUF	6-3	12/12/1999	L	BUF	17-19				
12/15/1990	W	NY	17-13	11/30/2003	W	NY	24-7				

BILLS-JAGUARS (8-8)

REGULAR SEASON: 8-6

PLAYOFFS (BOLDED): 0-2

BUF: 4-4

ROAD: 4-4

Date	Result	Site	Score	Date	Result	Site	Score	Date	Result	Site	Score
12/28/1996	L	BUF	27-30	11/26/2006	W	BUF	27-24	12/15/2013	W	JAX	27-20
12/14/1997	L	BUF	14-20	11/25/2007	L	JAX	14-36	10/25/2015	L	LONDON	31-34
10/18/1998	W	BUF	17-16	09/14/2008	W	JAX	20-16	11/27/2016	W	BUF	28-21
10/18/2001	W	JAX	13-10	11/22/2009	L	JAX	15-18	01/07/2018	L	JAX	3-10
09/14/2003	W	JAX	38-17	10/10/2010	L	BUF	26-36				
09/12/2004	L	BUF	10-13	12/02/2012	W	BUF	34-18				

BILLS-JETS (61-54)

REGULAR SEASON: 60-54

PLAYOFFS (BOLDED): 1-0

BUF: 33-24

ROAD: 28-30

Date	Result	Site	Score	Date	Result	Site	Score	Date	Result	Site	Score
09/11/1960	L	NY	3-27	11/11/1979	W	NY	14-12	11/21/1999	L	NY	7-17
10/16/1960	L	BUF	13-17	09/14/1980	W	BUF	20-10	09/17/2000	L	NY	14-27
09/17/1961	W	BUF	41-31	11/09/1980	W	NY	31-24	10/29/2000	W	BUF	23-20
11/23/1961	L	NY	14-21	09/06/1981	W	BUF	31-0	10/07/2001	L	BUF	36-42
09/22/1962	L	BUF	6-17	10/18/1981	L	NY	14-33	12/30/2001	W	NY	14-9
12/08/1962	W	NY	20-3	12/27/1981	W	NY	31-27	09/08/2002	L	BUF	31-37
12/08/1963	W	BUF	45-14	10/03/1983	L	BUF	10-34	11/24/2002	L	NY	13-31
12/14/1963	W	NY	19-10	11/13/1983	W	NY	24-17	10/12/2003	L	NY	3-30
10/24/1964	W	BUF	34-24	09/23/1984	L	BUF	26-28	12/07/2003	W	BUF	17-6
11/08/1964	W	NY	20-7	12/08/1984	L	NY	17-21	10/10/2004	L	NY	14-16
09/26/1965	W	BUF	33-21	09/15/1985	L	NY	3-42	11/07/2004	W	BUF	22-17
12/19/1965	L	NY	12-14	12/08/1985	L	BUF	7-27	10/16/2005	W	BUF	27-17
10/30/1966	W	NY	33-23	09/07/1986	L	BUF	24-28	01/01/2006	L	NY	26-30
11/13/1966	W	BUF	14-3	10/05/1986	L	NY	13-14	09/24/2006	L	BUF	20-28
09/10/1967	W	BUF	20-17	09/13/1987	L	BUF	28-31	12/10/2006	W	NY	31-13
11/12/1967	L	NY	10-20	11/22/1987	W	NY	17-14	09/30/2007	W	BUF	17-14
09/29/1968	W	BUF	37-35	10/17/1988	W	NY	37-14	10/28/2007	W	NY	13-3
11/03/1968	L	NY	21-25	11/20/1988	W	BUF	9-6	11/02/2008	L	BUF	17-26
12/31/1969	L	BUF	19-33	10/22/1989	W	BUF	34-3	12/14/2008	L	NY	27-31
12/31/1969	L	NY	6-16	12/23/1989	W	NY	37-0	10/18/2009	W	NY	16-13
10/04/1970	W	BUF	34-31	09/24/1990	W	NY	30-7	12/03/2009	L	TORONTO	13-19
10/25/1970	W	NY	10-6	10/21/1990	W	BUF	30-27	10/03/2010	L	BUF	14-38
10/17/1971	L	NY	17-28	09/15/1991	W	NY	23-20	01/02/2011	L	NY	7-38
11/21/1971	L	BUF	7-20	12/01/1991	W	BUF	24-13	11/06/2011	L	BUF	11-27
09/17/1972	L	BUF	24-41	10/26/1992	W	NY	24-20	11/27/2011	L	NY	24-28
11/12/1972	L	NY	3-41	12/06/1992	L	BUF	17-24	09/09/2012	L	NY	28-48
09/30/1973	W	BUF	9-7	10/24/1993	W	NY	19-10	12/30/2012	W	BUF	28-9
12/16/1973	W	NY	34-14	12/26/1993	W	BUF	16-14	09/22/2013	L	NY	20-27
09/29/1974	W	BUF	16-12	09/04/1994	L	BUF	3-23	11/17/2013	W	BUF	37-14
12/08/1974	L	NY	10-20	11/06/1994	L	NY	17-22	10/26/2014	W	NY	43-23
09/21/1975	W	BUF	42-14	10/08/1995	W	BUF	29-10	11/24/2014	W	BUF	38-3
11/02/1975	W	NY	24-23	11/19/1995	W	NY	28-26	11/12/2015	W	NY	22-17
10/10/1976	L	NY	14-17	10/20/1996	W	NY	25-22	01/03/2016	W	BUF	22-17
10/31/1976	L	BUF	14-19	11/24/1996	W	BUF	35-10	09/15/2016	L	BUF	31-37
10/09/1977	L	BUF	19-24	09/07/1997	W	NY	28-22	01/01/2017	L	NY	10-30
12/11/1977	W	NY	14-10	11/30/1997	W	BUF	20-10	09/10/2017	W	BUF	21-12
09/10/1978	L	BUF	20-21	11/08/1998	L	NY	12-34	11/02/2017	L	NY	21-34
10/08/1978	L	NY	14-45	12/19/1998	L	BUF	10-17				
09/23/1979	W	BUF	46-31	09/19/1999	W	BUF	17-3				

BILLS ALL-TIME SERIES



BILLS-LIONS (5-4-1)

REGULAR SEASON: 5-4-1

PLAYOFFS (BOLDED): 0-0

BUF: 3-1-1

ROAD: 2-3

Date	Result	Site	Score	Date	Result	Site	Score	Date	Result	Site	Score
12/10/1972	T	BUF	21-21	11/24/1994	L	DET	21-35	11/14/2010	W	BUF	14-12
11/25/1976	L	DET	14-27	10/05/1997	W	BUF	22-13	10/05/2014	W	DET	17-14
10/28/1979	W	DET	20-17	10/27/2002	W	BUF	24-17				
12/22/1991	L	BUF	14-17	10/15/2006	L	DET	17-20				

BILLS-PACKERS (8-4)

REGULAR SEASON: 8-4

PLAYOFFS (BOLDED): 0-0

BUF: 6-0

ROAD: 2-4

Date	Result	Site	Score	Date	Result	Site	Score	Date	Result	Site	Score
10/06/1974	W	GB	27-7	11/10/1991	W	GB	34-24	12/22/2002	L	GB	0-10
11/18/1979	W	BUF	19-12	11/20/1994	W	BUF	29-20	11/05/2006	W	BUF	24-10
12/05/1982	L	GB	21-33	12/20/1997	L	GB	21-31	09/19/2010	L	GB	7-34
10/30/1988	W	BUF	28-0	09/10/2000	W	BUF	27-18	12/14/2014	W	BUF	21-13

BILLS-PANTHERS (5-2)

REGULAR SEASON: 5-2

PLAYOFFS (BOLDED): 0-0

BUF: 3-1

ROAD: 2-1

Date	Result	Site	Score	Date	Result	Site	Score	Date	Result	Site	Score
09/10/1995	W	BUF	31-9	11/27/2005	L	BUF	9-13	09/17/2017	L	CAR	3-9
10/25/1998	W	CAR	30-14	10/25/2009	W	CAR	20-9				
12/09/2001	W	BUF	25-24	09/15/2013	W	BUF	24-23				

BILLS ALL-TIME SERIES



BILLS-PATRIOTS (43-72-1)

REGULAR SEASON: 71-43-1

PLAYOFFS (BOLDED): 0-1

BUF: 22-35-1

ROAD: 21-37

Date	Result	Site	Score	Date	Result	Site	Score	Date	Result	Site	Score
09/23/1960	W	13-0	NE	11/04/1979	L	6-26	BUF	11/28/1999	W	17-7	BUF
12/04/1960	W	38-14	BUF	11/25/1979	W	16-13	NE	12/26/1999	W	13-10	NE
09/23/1961	L	21-23	BUF	10/26/1980	W	31-13	BUF	11/05/2000	W	16-13	NE
10/22/1961	L	21-52	BUF	12/14/1980	L	2-24	NE	12/17/2000	L	10-13	BUF
11/03/1962	T	28-28	NE	11/22/1981	W	20-17	BUF	11/11/2001	L	11-21	NE
11/23/1962	L	10-21	NE	12/13/1981	W	19-10	NE	12/16/2001	L	9-12	BUF
10/26/1963	W	28-21	BUF	01/02/1983	L	19-30	NE	11/03/2002	L	7-38	BUF
12/01/1963	L	7-17	NE	10/23/1983	L	0-31	BUF	12/08/2002	L	17-27	NE
12/28/1963	L	8-26	BUF	11/06/1983	L	7-21	NE	09/07/2003	W	31-0	BUF
11/15/1964	L	28-36	BUF	09/02/1984	L	17-21	BUF	12/27/2003	L	0-31	NE
12/20/1964	W	24-14	NE	11/11/1984	L	10-38	NE	10/03/2004	L	17-31	BUF
09/11/1965	W	24-7	BUF	09/22/1985	L	14-17	BUF	11/14/2004	L	6-29	NE
11/07/1965	W	23-7	NE	10/13/1985	L	3-14	NE	10/30/2005	L	16-21	NE
10/08/1966	L	10-20	BUF	10/26/1986	L	3-23	BUF	12/11/2005	L	7-35	BUF
12/04/1966	L	3-14	NE	11/23/1986	L	19-22	NE	09/10/2006	L	17-19	NE
09/24/1967	L	0-23	BUF	10/11/1987	L	7-14	NE	10/22/2006	L	6-28	BUF
12/09/1967	W	44-16	NE	12/20/1987	L	7-13	BUF	09/23/2007	L	7-38	NE
09/08/1968	L	7-16	BUF	09/18/1988	W	16-14	NE	11/18/2007	L	10-56	BUF
10/20/1968	L	6-23	NE	10/23/1988	W	23-20	BUF	11/09/2008	L	10-20	NE
12/31/1969	L	21-35	NE	10/01/1989	W	31-10	BUF	12/28/2008	L	0-13	BUF
12/31/1969	W	23-16	BUF	11/19/1989	L	24-33	NE	09/14/2009	L	24-25	NE
11/01/1970	W	45-10	NE	10/28/1990	W	27-10	NE	12/20/2009	L	10-17	BUF
11/29/1970	L	10-14	BUF	11/18/1990	W	14-0	BUF	09/26/2010	L	30-38	NE
11/14/1971	L	33-38	NE	11/03/1991	W	22-17	BUF	12/26/2010	L	3-34	BUF
11/28/1971	W	27-20	BUF	11/24/1991	L	13-16	NE	09/25/2011	W	34-31	BUF
10/08/1972	W	38-14	BUF	09/27/1992	W	41-7	NE	01/01/2012	L	21-49	NE
11/19/1972	W	27-24	NE	11/01/1992	W	16-7	BUF	09/30/2012	L	28-52	BUF
09/16/1973	W	31-13	NE	09/05/1993	W	38-14	BUF	11/11/2012	L	31-37	NE
12/09/1973	W	37-13	BUF	11/07/1993	W	13-10	NE	09/08/2013	L	21-23	BUF
10/20/1974	W	30-28	BUF	09/11/1994	W	38-35	NE	12/29/2013	L	20-34	NE
11/03/1974	W	29-28	NE	12/18/1994	L	17-41	BUF	10/12/2014	L	22-37	BUF
11/23/1975	W	45-31	BUF	10/23/1995	L	14-27	NE	12/28/2014	W	17-9	NE
12/14/1975	W	34-14	NE	11/26/1995	L	25-35	BUF	09/20/2015	L	32-40	BUF
10/24/1976	L	22-26	BUF	09/08/1996	W	17-10	BUF	11/23/2015	L	13-20	NE
11/07/1976	L	10-20	NE	10/27/1996	L	25-28	NE	10/02/2016	W	16-0	NE
11/06/1977	W	24-14	NE	10/12/1997	L	6-33	NE	10/30/2016	L	25-41	BUF
11/20/1977	L	7-20	BUF	11/09/1997	L	10-31	BUF	12/03/2017	L	3-23	BUF
11/05/1978	L	10-14	BUF	11/15/1998	W	13-10	BUF	12/24/2017	L	16-37	NE
12/10/1978	L	24-26	NE	11/29/1998	L	21-25	NE				

BILLS-RAIDERS (20-21)

REGULAR SEASON: 18-21

PLAYOFFS (BOLDED): 2-0

BUF: 15-7

ROAD: 5-14

Date	Result	Site	Score	Date	Result	Site	Score	Date	Result	Site	Score
10/23/1960	W	BUF	38-9	12/24/1967	L	OAK	21-28	10/11/1992	L	LA	3-20
11/13/1960	L	OAK	7-20	09/15/1968	L	BUF	6-48	12/05/1993	L	BUF	24-25
11/05/1961	L	BUF	22-31	11/28/1968	L	OAK	10-13	01/15/1994	W	BUF	29-23
12/03/1961	W	OAK	26-21	12/31/1969	L	OAK	21-50	12/13/1998	W	BUF	44-21
10/20/1962	W	BUF	14-6	10/15/1972	L	OAK	16-28	10/17/1999	L	BUF	14-20
11/18/1962	W	OAK	10-6	09/16/1974	W	BUF	21-20	10/06/2002	L	BUF	31-49
09/15/1963	L	OAK	17-35	11/28/1977	L	OAK	13-34	09/19/2004	L	OAK	10-13
10/05/1963	W	BUF	12-0	09/28/1980	W	BUF	24-7	10/23/2005	L	OAK	17-38
10/03/1964	W	BUF	23-20	11/20/1983	L	BUF	24-27	09/21/2008	W	BUF	24-23
12/06/1964	L	OAK	13-16	12/06/1987	L	LA	21-34	09/18/2011	W	BUF	38-35
10/03/1965	W	BUF	17-12	12/11/1988	W	BUF	37-21	12/21/2014	L	OAK	24-26
11/14/1965	W	OAK	17-14	10/07/1990	W	BUF	38-24	12/04/2016	L	OAK	24-38
11/24/1966	W	OAK	31-10	01/20/1991	W	BUF	51-3	10/29/2017	W	BUF	34-14
10/15/1967	L	BUF	20-24	12/08/1991	W	LA	30-27				

BILLS ALL-TIME SERIES



BILLS-RAMS (7-5)

REGULAR SEASON: 7-5

PLAYOFFS (BOLDED): 0-0

BUF: 4-3

ROAD: 3-2

Date	Result	Site	Score	Date	Result	Site	Score	Date	Result	Site	Score
09/27/1970	L	BUF	0-19	10/16/1989	W	BUF	23-20	11/21/2004	W	BUF	37-17
12/15/1974	L	LA	14-19	09/06/1992	W	BUF	40-7	09/28/2008	W	STL	31-14
12/07/1980	W	BUF	10-7	12/10/1995	W	STL	45-27	12/09/2012	L	BUF	12-15
11/27/1983	L	LA	17-41	09/20/1998	L	BUF	33-34	10/09/2016	W	LA	30-19

BILLS-RAVENS (3-5)

REGULAR SEASON: 3-5

PLAYOFFS (BOLDED): 0-0

BUF: 2-0

ROAD: 1-5

Date	Result	Site	Score	Date	Result	Site	Score	Date	Result	Site	Score
10/31/1999	W	13-10	BAL	10/21/2007	W	19-14	BUF	09/11/2016	L	7-13	BAL
10/24/2004	L	6-20	BAL	10/24/2010	L	34-37	BAL	09/09/2018	L	3-47	BAL
12/31/2006	L	7-19	BAL	09/29/2013	W	23-20	BUF				

BILLS-REDSKINS (8-6)

REGULAR SEASON: 8-5

PLAYOFFS (BOLDED): 0-1

BUF: 5-3

ROAD: 3-3

Date	Result	Site	Score	Date	Result	Site	Score	Date	Result	Site	Score
12/17/1972	W	WAS	24-17	12/30/1990	L	WAS	14-29	10/19/2003	W	BUF	24-7
12/04/1977	L	BUF	0-10	01/26/1992	L	BUF	24-37	12/02/2007	W	WAS	17-16
11/29/1981	W	BUF	21-14	11/01/1993	W	BUF	24-10	10/30/2011	W	TORONTO	23-0
11/25/1984	L	WAS	14-41	11/03/1996	W	BUF	38-13	12/20/2015	L	WAS	25-35
11/01/1987	L	BUF	7-27	11/07/1999	W	WAS	34-17				

BILLS-SAINTS (4-7)

REGULAR SEASON: 4-7

PLAYOFFS (BOLDED): 0-0

BUF: 3-3

ROAD: 1-4

Date	Result	Site	Score	Date	Result	Site	Score	Date	Result	Site	Score
11/04/1973	L	NO	0-13	12/20/1992	W	NO	20-16	09/27/2009	L	BUF	7-27
09/21/1980	W	NO	35-26	12/27/1998	W	NO	45-33	10/27/2013	L	NO	17-35
10/30/1983	W	BUF	27-21	09/09/2001	L	BUF	6-24	11/12/2017	L	BUF	10-47
12/10/1989	L	BUF	19-22	10/02/2005	L	NO	7-19				

BILLS-SEAHAWKS (5-8)

REGULAR SEASON: 5-8

PLAYOFFS (BOLDED): 0-0

BUF: 2-2

ROAD: 3-6

Date	Result	Site	Score	Date	Result	Site	Score	Date	Result	Site	Score
10/30/1977	L	SEA	17-56	12/08/1996	L	SEA	18-26	09/07/2008	W	BUF	34-10
10/14/1984	L	SEA	28-31	10/24/1999	L	SEA	16-26	12/16/2012	L	TORONTO	17-50
11/06/1988	W	SEA	13-3	12/23/2000	W	SEA	42-23	11/07/2016	L	SEA	25-31
12/04/1989	L	SEA	16-17	11/18/2001	L	BUF	20-23				
10/15/1995	W	BUF	27-21	11/28/2004	W	SEA	38-9				

BILLS ALL-TIME SERIES



BILLS-STEELERS (9-16)

REGULAR SEASON: 8-14

PLAYOFFS (BOLDED): 1-2

BUF: 7-6

ROAD: 2-10

Date	Result	Site	Score	Date	Result	Site	Score	Date	Result	Site	Score
10/11/1970	L	PIT	10-23	11/09/1986	W	BUF	16-12	10/10/1999	W	BUF	24-21
10/29/1972	L	BUF	21-38	09/25/1988	W	BUF	36-28	09/30/2001	L	BUF	3-20
12/22/1974	L	PIT	14-32	09/08/1991	W	BUF	52-34	01/02/2005	L	BUF	24-29
09/28/1975	W	PIT	30-21	11/08/1992	W	BUF	28-20	09/16/2007	L	PIT	3-26
09/03/1978	L	BUF	17-28	01/09/1993	W	PIT	24-3	11/28/2010	L	BUF	16-19
12/16/1979	L	PIT	0-28	11/15/1993	L	PIT	0-23	11/10/2013	L	PIT	10-23
11/23/1980	W	BUF	28-13	11/14/1994	L	PIT	10-23	12/11/2016	L	BUF	20-27
12/12/1982	W	BUF	13-0	01/06/1996	L	PIT	21-40				
12/15/1985	L	PIT	24-30	09/16/1996	L	PIT	6-24				

BILLS-TEXANS (4-4)

REGULAR SEASON: 4-4

PLAYOFFS (BOLDED): 0-0

BUF: 2-2

ROAD: 2-2

Date	Result	Site	Score	Date	Result	Site	Score	Date	Result	Site	Score
10/13/2002	W	HOU	31-24	11/19/2006	W	HOU	24-21	09/28/2014	L	HOU	17-23
11/16/2003	L	BUF	10-12	11/01/2009	L	BUF	10-31	12/06/2015	W	BUF	30-21
09/11/2005	W	BUF	22-7	11/04/2012	L	HOU	9-21				

BILLS-TITANS (17-28)

REGULAR SEASON: 15-27

PLAYOFFS (BOLDED): 2-1

BUF: 10-14

ROAD: 7-14

Date	Result	Site	Score	Date	Result	Site	Score	Date	Result	Site	Score
10/30/1960	W	BUF	25-24	10/29/1967	L	HOU	3-10	11/26/1990	L	HOU	24-27
12/11/1960	L	HOU	23-31	10/27/1968	L	BUF	7-30	12/27/1992	L	HOU	3-27
10/08/1961	W	HOU	22-12	12/07/1968	L	HOU	6-35	01/03/1993	W	BUF	41-38
10/29/1961	L	BUF	16-28	12/31/1969	L	HOU	14-28	10/11/1993	W	BUF	35-7
09/09/1962	L	BUF	23-28	12/31/1969	L	BUF	3-17	09/18/1994	W	HOU	15-7
10/07/1962	L	HOU	14-17	12/12/1971	L	BUF	14-20	12/24/1995	L	BUF	17-28
09/28/1963	L	BUF	20-31	11/10/1974	L	BUF	9-21	11/23/1997	L	TEN	14-31
10/20/1963	L	HOU	14-28	09/19/1976	L	BUF	3-13	01/08/2000	L	TEN	16-22
10/11/1964	W	HOU	48-17	10/15/1978	L	HOU	10-17	09/03/2000	W	BUF	16-13
11/01/1964	W	BUF	24-10	09/25/1983	W	BUF	30-13	12/14/2003	L	TEN	26-28
10/31/1965	L	BUF	17-19	11/10/1985	W	BUF	20-0	12/24/2006	L	BUF	29-30
12/05/1965	W	HOU	29-18	12/21/1986	L	HOU	7-16	11/15/2009	L	TEN	17-41
09/25/1966	W	BUF	27-20	09/20/1987	W	BUF	34-30	12/04/2011	L	BUF	17-23
11/20/1966	W	HOU	42-20	01/01/1989	W	BUF	17-10	10/21/2012	L	BUF	34-35
09/17/1967	L	BUF	3-20	09/24/1989	W	HOU	47-41	10/11/2015	W	TEN	14-13

BILLS-VIKINGS (5-8)

REGULAR SEASON: 5-8

PLAYOFFS (BOLDED): 0-0

BUF: 1-4

ROAD: 4-4

Date	Result	Site	Score	Date	Result	Site	Score	Date	Result	Site	Score
10/03/1971	L	MIN	0-19	09/04/1988	W	BUF	13-10	10/01/2006	W	BUF	17-12
12/20/1975	L	BUF	13-35	12/11/1994	L	BUF	17-21	12/05/2010	L	MIN	14-38
12/09/1979	L	MIN	3-10	08/31/1997	L	BUF	13-34	10/19/2014	W	BUF	17-16
09/16/1982	W	BUF	23-22	10/22/2000	L	MIN	27-31				
09/29/1985	L	BUF	20-27	09/15/2002	W	MIN	45-39				

1960 SEASON STATISTICS

5-8-1 | 3RD IN AFL EAST | HEAD COACH BUSTER RAMSEY



Date	W/L	Score	Opponent	Attendance
9/11	L	3-27	at NY Titans	10,200
9/18	L	21-27	Denver	15,229
9/23	W	13-0	at Boston	20,732
10/2	L	10-24	LA Chargers	15,821
10/16	L	13-17	NY Titans	14,988
10/23	W	38-9	Oakland	8,876
10/30	W	25-24	Houston	23,001
11/6	L	28-45	Dallas	19,610
11/13	L	7-20	at Oakland	8,800
11/20	W	32-3	at LA Chargers	16,161
11/27	T	38-38	at Denver	7,785
12/4	W	38-14	Boston	14,335
12/11	L	23-31	at Houston	25,243
12/18	L	7-24	at Dallas	18,000

	BUF	OPP
TOTAL FIRST DOWNS	211	225
Rushing	77	103
Passing	109	109
Penalty	25	13
3rd Down: Made/Att	—	—
3rd Down Pct.	—	—
4th Down: Made/Att	—	—
4th Down: Pct.	—	—
POSSESSION AVG.	—	—
TOTAL NET YARDS	3900	3854
Avg. per Game	278.6	275.3
Total Plays	909	903
Avg. per Play	4.3	4.3

	1544	1724
NET YARDS RUSHING	1544	1724
Avg. per Game	110.3	123.8
Total Rushes	417	438

	2356	2130
NET YARDS PASSING	2356	2130
Avg. per Game	168.3	152.1
Sacked/Yards Lost	45/333	36/331
Gross Yards	2689	2461
Att./Completions	447/184	429/185
Completion Pct.	41.2	43.1
Had Intercepted	29	33

PUNTS/AVERAGE	89/39.0	77/37.6
----------------------	---------	---------

NET PUNTING AVG.	35.9	34.7
-------------------------	------	------

PENALTIES/YARDS	57/615	62/608
------------------------	--------	--------

FUMBLES/BALL LOST	30/15	27/16
--------------------------	-------	-------

TOUCHDOWNS	38	37
Rushing	15	15
Passing	19	19
Returns	4	3

SCORE BY PERIOD	Q1	Q2	Q3	Q4	OT	PTS
BILLS	61	98	56	81	0	296
OPP	59	73	83	88	0	303

SCORING	TD	R	Pa	Rt	K-PAT	FG	S	Pts
Carlton	11	7	4	0	0/0	0/0	0	66
Dubention	6	8	1	0	0/0	0/0	0	48
Atkins	0	0	0	0	27/33	6/13	0	24
Chamberlain	4	0	4	0	0/0	0/0	0	45
Lucas	3	2	1	0	0/0	0/0	0	18

Yoho	1	0	0	1	0/0	2/5	0	12
Green	2	2	0	0	0/0	0/0	0	12
Hergert	1	0	0	1	0/0	2/4	0	12
O'Connell	1	1	0	0	*1	0/1	0	8
Harper	0	0	0	0	1/2	2/3	0	7
Fowler	1	1	0	0	0/0	0/0	0	6
Matsos	1	0	0	1	0/0	0/0	0	6
Kulbacki	1	1	0	0	0/0	0/0	0	6
Crockett	1	0	1	0	0/0	0/0	0	6
Brubaker	1	0	1	0	0/0	0/0	0	6
Wagstaff	1	0	1	0	0/0	0/0	0	6
Smith	10	1	0	0	0/0	0	6	
Brodhead	0	0	0	0	*1	0/0	0	2
BILLS	38	15	19	4	28/35	12/26	296	
OPP	37	15	19	3	37/37	14/27	303	

*2-Pt. Conversions: Bills 2-3, Opponents 0-0

SACKS:	Torczon 5.0, McMurtry 3.0, Remmert 3.0, Yoho 2.0, Scott 1.0, Sorey 1.0, Others 21.0
BILLS: 36.0	
OPPONENTS: 46.0	

RUSHING	No.	Yds	Avg	Long	TD
Carlton	137	533	3.9	54†	7
Fowler	93	370	4.0	61	1
Lucas	38	138	2.0	16	2
Kulbacki	41	108	2.6	11	1
Brodhead	15	100	6.6	19	0
Dubention	16	94	5.9	66†	1
Smith	19	61	3.2	13	0
Atkins	2	47	23.5	36	0
Ford	18	40	2.2	7	0
Green	21	29	1.4	11	2
O'Connell	16	21	1.3	12	1
Harper	1	3	3.0	3	0
BILLS	417	1544	3.7	66†	15
OPP	438	1724	2.9	—	15

RECEIVING	No.	Yds	Avg	Long	TD
Rychlec	45	590	13.1	36	0
Dubention	42	752	17.9	76†	7
Carlton	29	477	16.4	70†	4
Chamberlain	17	279	16.4	49†	4
Crockett	14	173	12.4	41†	1
Fowler	10	99	9.9	28	0
Smith	7	127	18.1	58†	1
Brubaker	7	75	10.7	17	1
Lucas	5	58	11.6	17†	1
Hoisington	4	45	11.3	13	0
Kulbacki	2	9	4.5	7	0
Ford	1	5	5.0	5	0
Green	1	0	0.0	0	0
BILLS	184	2689	14.6	76†	19
OPP	185	2462	13.3	—	19

INTERCEPTIONS	No.	Yds	Avg	Long	TD
Matsos	8	142	17.8	34	1
Wagstaff	6	93	15.5	40†	1
Atkins	5	23	4.6	12	0
Kinard	4	29	7.3	19	0
McCabe	4	0	0.0	0	0
Johnson	2	1	0.5	1	0
Hergert	1	29	29.0	29†	1
Schaffer	1	19	19.0	19	0
Yoho	1	15	15.0	15†	1
Buzynski	1	5	5.0	5	0
BILLS	33	356	10.8	40†	4
OPP	29	422	14.6	65	2

PUNTING	No	Yds	Avg	Net	TB	In	Ln	B
Atkins	89	3468	39.0	35.9	2	15	58	0
BILLS	89	3468	39.0	35.9	2	15	58	0
OPP	77	2896	37.6	34.7	2	19	66	0

PUNT RETURNS	Ret	FC	Yds	Avg	Long	TD
Kulbacki	12	14	100	8.3	33	0
Wegert	4	0	25	6.3	11	0
Lucas	4	7	3	0.8	2	0
Kinard	2	1	24	12.0	—	0
Dubention	2	1	6	3.0	6	0
Matsos	1	0	20	20.0	20	0
Crockett	1	1	5	5.0	5	0
Lewis	1	0	2	2.0	2	0
Johnson	0	1	0	—	—	0
BILLS	27	25	185	6.9	33	0
OPP	33	12	232	7.0	—	0

KICKOFF RETURNS	No.	Yds	Avg	Long	TD
Kulbacki	13	226	17.4	24	0
Fowler	12	201	16.8	35	0
Ford	5	106	21.2	34	0
Wegert	4	109	27.3	31	0
Lewis	4	97	24.3	28	0
Dubention	4	68	17.0	23	0
Smith	2	72	36.0	55	0
Kinard	1	39	39.0	39	0
Chamberlain	1	24	24.0	24	0
Rychlec	1	3	3.0	3	0
BILLS	47	945	20.1	55	0
OPP	55	1402	25.5	—	0

FIELD GOALS	1-19	20-29	30-39	40-49	50+
Atkins	3-3	1-2	1-6	1-2	0-0
Harper	0-0	0-0	2-3	0-0	0-0
Hergert	0-0	1-1	1-2	0-0	0-0
Yoho	0-0	0-1	0-0	2-4	0-0
O'Connell	0-0	0-1	0-0	0-0	0-0
BILLS	3-3	2-5	4-10	3-6	0-0
OPP	4-4	3-7	2-6	3-9	2-4
Atkins	(38N)(34N)(22G,37B,37N,45G,15G)(44B)(31N)				
Harper	(16G,13G,30G)(27N)				
Hergert	(26G,44N)(33N,36G)				
Yoho	(47B)(45G)(48G)(44N,23B)				
O'Connell	(25B)				
OPPONENTS:	(29N,16G,28G,25N,41N)(31G,27G)				
(50N)(16G)(43G)(35N)(50G)(42N,40G,53N,35N,25N)					
(29G,40G)(31G)(20N,19G)(43N,27N)(53G)					
(45N,12G,46N)					

USUAL STARTERS	
OFFENSE	
LE	81 Tom Rychlec
LT	74 Harold Olson
LG	60 Phil Blazer
C	52 Dan McGrew
RG	77 Don Chelf
RT	75 Bob Seacock
RE	80 Monte Crockett
FB	30 Wray Carlton
LH	11 Richie Lucas
RH	44 Elbert Dubention
QB	18 John Green
DEFENSE	
LE	71 Mack Yoho
LT	73 Chuck McMurtry
RT	79 Jim Sorey
RE	87 LaVerne Torczon
LLB	57 Jack Laraway
MLB	56 Archie Matsos
RLB	55 Bernie Buzynski
LCB	45 Richie McCabe
RCB	20 Bill Atkins
LS	22 Jim Wagstaff
RS	24 Billy Kinard

PASSING	Att	Cmp	Yds	Cmp%	Yds/Att	TD	TD%	Int	Int%	Long	Sack/Lost	Rating
Green	228	89	1267	39.0	5.56	10	4.4	10	4.4	70†	25/187	54.1
O'Connell	145	65	1033	44.8	7.12	7	4.8	13	9.0	76†	7/45	47.9
Lucas	49	23	314	46.9	6.41	2	4.1	3	6.1	36†	8/48	56.0
Brodhead	25	7	75	28.0	3.00	0	0.0	3	12.0	18	6/59	0.0
BILLS	447	184	2689	41.2	6.02	19	.3	29	6.5	76†	45/333	48.6
OPPONENTS	429	185	2461	43.1	5.74	19	4.4	33	7.7	—	36/331	44.6

1961 SEASON STATISTICS

6-8 | 4TH IN AFL EAST | HEAD COACH BUSTER RAMSEY



Date	W/L Score	Opponent	Attendance
9/10	L 10-22	Denver	16,636
9/17	W 41-31	NY Titans	15,584
9/23	L 21-23	Boston	21,504
9/30	L 11-19	San Diego	20,742
10/8	W 22-12	at Houston	22,761
10/15	W 27-24	Dallas	20,678
10/22	L 21-52	at Boston	9,398
10/29	L 16-28	Houston	21,237
11/5	L 22-31	Oakland	17,027
11/12	W 30-20	at Dallas	15,000
11/19	W 23-10	at Denver	7,645
11/23	L 14-21	at NY Titans	12,023
12/3	W 26-21	at Oakland	8,011
12/10	L 10-28	at San Diego	24,486

BUF OPP

TOTAL FIRST DOWNS	243	200
Rushing	92	61
Passing	128	124
Penalty	23	15
3rd Down: Made/Att	—	—
3rd Down Pct.	—	—
4th Down: Made/Att	—	—
4th Down: Pct.	—	—

POSSESSION AVG. — —

TOTAL NET YARDS	3950	4264
Avg per Game	282.1	304.6
Total Plays	940	815
Avg per Play	4.2	5.2

NET YARDS RUSHING	1606	1377
Avg per Game	114.7	98.4
Total Rushes	438	349

NET YARDS PASSING	2344	2887
Avg per Game	167.4	206.2
Sacked/Yards Lost	63/442	36/350
Gross Yards	2786	3237
Att./Completions	439/194	430/206
Completion Pct.	44.2	47.9
Had Intercepted	25	29

PUNTS/AVERAGE 85/44.5 75/38.7

NET PUNTING AVG. 39.0 35.6

PENALTIES/YARDS 65/549 76/693

FUMBLES/BALL LOST 32/17 20/15

TOUCHDOWNS	38	43
Rushing	18	9
Passing	15	28
Returns	5	6

SCORE BY PERIOD	Q1	Q2	Q3	Q4	PTS
BILLS	51	87	38	118	294
OPP	98	98	88	58	342

SCORING	TD	Ru	Pa	Rt	K-PAT	FG	S	Pts
Carlton	11	7	4	0	0/0	0/0	0	66
Dubenion	8	2	6	0	0/0	0/0	0	48
Atkins	1	1	0	2	9/31	2/6	0	41
Carlton	4	4	0	0	0/0	0/0	0	24
Reynolds	4	4	0	0	0/0	0/0	0	24
Baker	3	3	0	0	0/0	0/0	0	18
Bass	3	0	3	0	0/0	0/0	0	18

Bohling	3	2	1	0	0/0	0/0	0	18
Hergert	0	0	0	0	0/0	6/14	0	18
Richards	3	0	0	3	0/0	0/0	0	18
Brown	2	1	0	1	0/0	0/0	0	12
Lucas	1	0	0	1	*3	0/0	0	12
Rychlec	2	0	2	0	0/0	0/0	0	12
Barber	1	0	0	1	0/0	0/0	0	6
Green	1	1	0	0	0/0	0/0	0	6
McDonald	1	0	0	1	0/0	0/0	0	6
Muehlhaupt	1	0	0	1	0/0	0/0	0	6
Shockley	0	0	0	0	0/0	1/2	0	3
Rabb	0	0	0	0	*1	0/0	0	2
Team	0	0	0	0	0/0	0/0	1	2
Yoho	0	0	0	0	0/0	0/4	0	0
BILLS	38	18	15	5	29/31	9/26	1	294
OPP	43	9	28	6	41/42	13/31	3	342

*2-Pt. Conversions: BILLS 4-7, OPPONENTS 1-1

SACKS: Torczon 8.0, Yoho 6.0, Day 4.5, Barber 2.5, Felton 2.0, Hergert 2.0, Lettner 1.0, McMurtry 2.0, Matsos 1.0, Sorey 1.0, Others 6.0
BILLS: 36.0, OPPONENTS: 63.0

RUSHING	No.	Yds	Avg	Long	TD
Baker	152	498	3.3	35	3
Carlton	101	311	3.1	27	4
Brown	53	192	3.6	13	1
Dubenion	17	173	10.2	72	2
Reynolds	30	142	4.7	20	4
Bohling	42	134	3.2	18	2
Atkins	2	87	43.5	56	1
Rabb	13	47	3.6	19	0
Lucas	10	15	1.5	9	0
Green	14	15	1.1	14	1
Bass	2	8	4.0	16	0
Fowler	1	2	2.0	2	0
Rychlec	1	-18	-18.0	-18	0
BILLS	438	1606	3.7	72	18
OPP	349	1377	3.9	—	9

RECEIVING	No.	Yds	Avg	Long	TD
Bass	50	765	15.3	76	3
Rychlec	33	405	12.3	27	2
Dubenion	31	461	14.9	61	6
Crockett	20	325	16.3	51	0
Richards	19	285	15.0	43	3
Carlton	17	193	11.4	22	0
Bohling	10	183	18.3	41	1
Baker	6	73	12.2	29	0
Lucas	6	69	11.5	19	0
Chamberlain	1	16	16.0	16	0
Brown	1	11	11.0	11	0
BILLS	194	2786	14.4	76	15
OPP	206	3237	15.7	—	28

INTERCEPTIONS	No.	Yds	Avg	Long	TD
Atkins	10	158	15.8	29	0
Barber	3	30	10.0	21	1
Wagstaff	3	25	8.3	19	0
Valdez	2	54	27.0	50	0
Felton	2	15	7.5	15	0
Matsos	2	12	6.0	12	0
Crotty	2	0	0.0	0	0
Lucas	2	0	0.0	0	0
McCabe	1	17	17.0	17	0
Hergert	1	0	0.0	0	0
Yoho	1	0	0.0	0	0
BILLS	29	311	10.7	50	1
OPP	25	398	15.9	—	4

PUNTING	No.	Yds	Avg	Net	TB	In	Lg	B
Atkins	85	3783	44.5	—	9	14	69	1
BILLS	85	3783	44.5	39.0	9	14	69	1
OPP	75	2897	38.7	35.6	2	17	63	0

PUNT RETURNS	Ret	FC	Yds	Avg	Long	TD
Bass	8	17	75	9.4	32	0
Atkins	2	2	30	15.0	15	0
Brown	2	3	14	7.0	11	0
Wagstaff	1	0	35	35.0	35	0
Valdez	1	0	30	30.0	30	0
Dubenion	1	0	3	3.0	3	0
Bohling	4	10	0	0.0	0	0
Richards	0	2	0	0.0	0	0
BILLS	19	34	187	9.8	35	0
OPP	45	9	291	6.5	57	1

KICKOFF RETURNS	No.	Yds	Avg	Long	TD
Dubenion	16	329	20.6	33	0
Baker	12	281	23.4	36	0
Bohling	10	246	24.6	44	0
Lucas	7	126	18.0	23	0
Brown	2	105	52.5	93	1
Carlton	4	60	15.0	23	0
Shockley	2	38	19.0	19	0
Rice	2	13	6.5	13	0
Richards	1	10	10.0	10	0
Crockett	1	0	0.0	0	0
BILLS	57	1208	21.2	93	1
OPP	54	1112	20.6	88	1

FIELD GOALS 1-19 20-29 30-39 40-49 50+
Atkins 0-0 0-1 2-5 0-0 0-0 0-0
Hergert 2-2 1-4 2-5 1-3 0-0
Shockley 0-0 1-1 0-0 0-1 0-0
Yoho 0-0 0-0 0-0 0-4 0-0
BILLS 2-3 2-6 4-10 1-7 0-0
OPP 6-6 1-4 3-5 2-13 1-1

Atkins: (37G, 32N)(39G, 37B, 36N, 29N) Hergert: (12G, 28G)(28N, 16G, 46N, 40N, 33N)(32G, 45G)(37G, 34B, 22N, 20N)(38N) Shockley: (46N)(20G)Yoho: (45N, 49N)(43N, 43N)
OPPONENTS: ((16G, 42N, 31N)(36G, 35G, 27N, 46G)(38G, 11G)(41N, 48N, 14G, 46N, 54N)(18G, 49N)(12G) (24N, 45N)(47N, 48G)(22G, 44N, 49B, 51G)(13G) (37N, 24N)(42N, 44N)(27N)

USUAL STARTERS

OFFENSE		
LE	88	Glenn Bass
LT	75	Ken Rice
LG	66	Billy Shaw
C	50	Al Bemiller
RG	70	Ed Muehlhaupt
RT	74	Harold Olson
RE	81	Tom Rychlec
FB	33	Art Baker
LH	30	Wray Carlton
RH	44	Elbert Dubenion
QB	14	M.C. Reynolds

DEFENSE

LE	71	Mack Yoho
LT	73	Chuck McMurtry
RT	79	Jim Sorey
RE	87	LaVerne Torczon
LLB	54	Joe Hergert
MLB	56	Archie Matsos
RLB	64	Stew Barber
LCB	25	Vernon Valdez
RCB	45	Richie McCabe
LS	22	Jim Wagstaff
RS	20	Bill Atkins

PASSING	Att	Cmp	Yds	Cmp%	Yds/Att	TD	TD%	Int	Int%	Long	Sack/Lost	Rating
Reynolds	181	83	1004	45.9	5.55	2	1.1	13	7.2	52	24/169	37.2
Green	126	56	903	44.4	7.17	6	4.8	5	4.0	61	23/159	68.3
Rabb	74	34	586	45.9	7.92	5	6.8	2	2.7	76	10/64	84.6
Lucas	50	20	282	40.0	5.64	2	4.0	4	8.0	45	5/41	38.9
O'Connell	5	1	11	20.0	2.20	0	0.0	1	20.0	1/9	0/0	—
Carlton	2	0	0	0.0	0.00	0	0.0	0	0.0	0	0/0	39.6
Bohling	1	0	0	0.0	0.00	0	0.0	0	0.0	0	0/0	39.6
BILLS	439	194	2786	44.2	6.35	15	3.4	25	5.7	76	63/442	53.0
OPPONENTS	430	206	3237	47.9	7.53	28	6.5	29	6.7	85	36/350	67.0

1962 SEASON STATISTICS

7-6-1 | 3RD IN AFL EAST | HEAD COACH LOU SABAN



Date	W/L Score	Opponent	Attendance
9/9	L 23-28	Houston	31,236
9/15	L 20-23	Denver	30,577
9/22	L 6-17	NY Titans	24,024
9/30	L 21-41	at Dallas	25,500
10/7	L 14-17	at Houston	26,350
10/13	W 35-10	San Diego	20,074
10/20	W 14-6	Oakland	21,037
10/28	W 45-38	at Denver	26,051
11/3	T 28-28	Boston	33,247
11/11	W 40-20	at San Diego	22,204
11/18	W 10-6	at Oakland	11,700
11/23	L 10-21	at Boston	20,021
12/2	W 23-14	Dallas	35,261
12/8	W 20-3	at NY Titans	16,453

	BUF	OPP
TOTAL FIRST DOWNS	238	229
Rushing	119	89
Passing	96	129
Penalty	23	11
3rd Down: Made/Att	—	—
3rd Down Pct.	—	—
4th Down: Made/Att	—	—
4th Down: Pct.	—	—

POSSESSION AVG.	—	—
------------------------	---	---

TOTAL NET YARDS	4464	4429
Avg per Game	318.9	316.3
Total Plays	875	845
Avg per Play	5.1	5.2

NET YARDS RUSHING	2485	1687
Avg per Game	177.1	120.5
Total Rushes	501	373

NET YARDS PASSING	1984	2742
Avg per Game	141.7	195.9
Sacked/Yards Lost	23/197	32/254
Gross Yards	2181	2996
Att./Completions	351/150	440/215
Completion Pct.	42.7	48.9
Had Intercepted	26	36

PUNTS/AVERAGE	76/38.8	70/38.1
----------------------	---------	---------

NET PUNTING AVG.	36.5	35.4
-------------------------	------	------

PENALTIES/YARDS	74/797	80/786
------------------------	--------	--------

FUMBLES/BALL LOST	27/12	26/14
--------------------------	-------	-------

TOUCHDOWNS	41	35
Rushing	20	10
Passing	15	24
Returns	6	1

SCORE BY PERIOD	Q1	Q2	Q3	Q4	PTS
BILLS	77	94	60	78	309
OPP	64	52	73	83	272

SCORING	TD	Ru	Pa	Rt	K-PAT	FG	S	Pts
Gilchrist	15	13	2	0	14/17	8-20	0	128
Dubention	6	0	5	1	0/0	0/0	0	36
Bass	4	0	4	0	0/0	0/0	0	24
Yoho	0	0	0	0	2-22	1-3	0	23

Rabb	3	3	0	0	1*	0/0	0	20
Carlton	2	2	0	0	0/0	0/0	0	12
Charon	2	0	2	0	0/0	0/0	0	12
Crow	2	1	1	0	0/0	0/0	0	12
Warlick	2	0	2	0	0/0	0/0	0	12
Baker	1	0	0	1	0/0	0/0	0	6
Kemp	1	1	0	0	0/0	0/0	0	6
Sestak	1	0	0	1	0/0	0/0	0	6
Moore	1	0	0	1	0/0	0/0	0	6
Rychlec	1	0	1	0	0/0	0/0	0	6
Felton	0	0	0	0	0-1	0/0	0	6
BILLS	41	20	15	6	34/40	9/23	0	315
OPP	35	10	24	1	30/33	10/20	0	272

*2-Pt. Conversions: BILLS 1-1, OPPONENTS 1-2

SACKS: Yoho 5.5, Sestak 4.5, Youngelman 3.0, Charon 2.0, Matuszak 2.0, Cannavino 1.0, Matsos 1.0, Moore 1.0, Sorey 1.0, Stratton 1.0, Torczon 1.0, Tracey 1.0, Others 5.0.
BILLS: 29.0
OPPONENTS: 32.0

RUSHING	No.	Yds	Avg	Long	TD
Gilchrist	214	1,096	5.1	44	13
Crow	110	589	5.4	52	1
Calton	94	530	5.6	51	2
Rabb	37	77	2.1	14	3
Dorow	15	57	3.8	15	0
Kemp	12	56	4.7	28	1
Dubention	7	40	5.7	43	0
Jones	4	17	4.3	11	0
Baker	2	9	4.5	7	0
Wheeler	3	7	2.3	7	0
Henley	3	2	0.7	4	0
BILLS	501	2480	5.0	52	20
OPP	373	1687	4.5	0	10

RECEIVING	No.	Yds	Avg	Long	TD
Warlick	35	482	13.8	25	2
Dubention	33	571	17.3	75t	5
Bass	32	555	17.3	76t	4
Gilchrist	24	319	13.3	76	2
Crow	8	80	10.0	25	1
Carlton	7	54	7.7	25	0
Rychlec	6	66	11.0	18	1
Baker	3	12	4.0	9	0
Tracey	1	28	28.0	28	0
Crockett	1	14	14.0	14	0
BILLS	150	2181	14.5	76t	15
OPP	215	2996	13.9	96t	24

INTERCEPTIONS	No.	Yds	Avg	Long	TD
Charon	7	131	18.7	51	1
Edgerson	6	111	18.5	40	0
Stratton	6	99	16.5	42	0
Matuszak	6	46	7.7	25	0
Abruzzese	3	44	14.7	26	0
West	3	24	8.0	24	0
Tasef	2	21	10.5	17	0
Cannavino	1	19	19.0	19	0
Sestak	1	6	6.0	6	1
Moore	1	3	3.0	3	1
Felton	0	1	—	1	0
BILLS	36	505	14.0	51	3
OPP	26	299	11.5	55	0

PUNTING	No.	Yds	Avg	Net	TB	In	Lg	B
Crow	76	2946	38.8	35.1	4	21	59	1
BILLS	76	2946	38.8	35.1	4	21	59	1
OPP	70	2665	38.1	34.3	5	17	64	3

PUNT RETURNS	Ret	FC	Yds	Avg	Long	TD
West	15	3	124	8.3	45	0
Abruzzese	3	4	17	5.7	10	0
Tasef	4	0	18	4.5	7	0
Sestak	2	0	6	3.0	6	0
Rychlec	1	0	24	24.0	24	0
Cannavino	1	1	3	3.0	3	0
Edgerson	1	1	1	1.0	1	0
Charon	0	0	3	—	3	0
Jones	0	2	0	—	—	0
Team	0	1	0	—	—	0
BILLS	27	12	196	7.3	45	0
OPP	33	—	202	6.1	47	0

KICKOFF RETURNS	No.	Yds	Avg	Long	TD
Dubention	7	231	33.0	93t	1
Baker	7	220	31.4	100t	0
Gilchrist	7	150	21.4	34	0
Jones	14	287	20.5	27	0
Abruzzese	10	194	19.4	39	0
Henley	5	90	18.0	27	0
Flint	1	4	4.0	4	0
DeLuca	1	0	—	0	0
BILLS	52	176	22.6	100t	2
OPP	56	1177	21.0	95t	1

FIELD GOALS	1-19	20-29	30-39	40-49	50+
Gilchrist	2-4	2-5	2-3	2-8	0-0
Yoho	0-0	0-0	1-3	0-0	0-0
BILLS	2-4	2-5	3-6	2-8	0-0
OPP	2-2	4-7	3-7	1-3	0-1

Gilchrist: (40G,44N)(33N,48N)(46N)(1)(1)(46N,33G)(14N,46N)(18G,12G)(41N,11N,21G,21N)(27N,37G,26N)(42G,27G) Yoho: (1)(1)(1)(35N)(33N)(1)(1)(36G)(1)(1) OPPONENTS:(29N,45N,48N)(29G,37G,10G)(35G)(32N,32N)(16G,37N)(27G)(22N)(20G)(38N)(1)(49G,36G,50N)(25N)(1)(23G)

USUAL STARTERS

OFFENSE	
LE	88 Glenn Bass
LT	77 Stew Barber
LG	66 Billy Shaw
C	50 Al Bemiller
RG	60 Tom Day
RT	74 Harold Olson
RE	84 Ernie Warlick
FB	34 Cookie Gilchrist
LH	30 Wray Carlton
RH	44 Elbert Dubention
QB	17 Warren Rabb

DEFENSE

LE	82 Mack Yoho
LT	76 Sid Youngelman
RT	70 Tom Sestak
RE	75 Nate Borden
LLB	55 Marv Matuszak
MLB	56 Archie Matsos
RLB	58 Mike Stratton
LCB	47 Willie West
RCB	24 Booker Edgerson
LS	23 Carl Tasef
RS	43 Carl Charon

PASSING	Att	Cmp	Yds	Cmp%	Yds/Att	TD	TD%	Int	Int%	Long	Sack/Lost	Rating
Rabb	177	67	1196	37.9	6.8	10	5.6	14	7.9	76t	—	65.4
Kemp	94	51	636	54.3	6.8	3	3.2	4	4.3	49	—	68.4
Dorow	75	30	333	40.0	4.4	2	2.7	7	9.3	34	—	23.9
Crow	4	2	16	50.0	4.0	0	0.0	1	25.0	10	—	20.8
Tasef	1	0	0	0.0	0.0	0	0.0	0	0.0	—	—	39.6
BILLS	351	150	2181	42.7	6.2	15	4.3	26	7.4	76t	23/197	47.0
OPPONENTS	440	215	2996	48.9	6.8	24	5.5	36	8.2	96t	32/254	55.3

1963 SEASON STATISTICS

7-6-1 | T-1ST IN AFL EAST | HEAD COACH LOU SABAN



Date	W/L Score	Opponent	Attendance
9/8	L 10-14	at San Diego	22,344
9/15	L 17-35	at Oakland	17,568
9/22	T 27-27	Kansas City	33,487
9/28	L 20-31	Houston	32,340
10/5	W 12-0	Oakland	24,486
10/13	W 35-26	at Kansas City	25,519
10/20	L 14-28	at Houston	23,948
10/26	W 28-21	Boston	27,243
11/3	W 30-28	at Denver	19,424
11/9	W 27-17	Denver	30,989
11/17	L 13-23	San Diego	38,592
12/1	L 7-17	at Boston	16,981
12/8	W 45-14	NY Jets	20,222
12/14	W 19-10	at NY Jets	6,526

AFL DIVISIONAL PLAYOFF GAME

12/28 L 8-26 Boston 33,044

	BUF	OPP
TOTAL FIRST DOWNS	272	224
Rushing	107	63
Passing	147	147
Penalty	18	14
3rd Down: Made/Att	—	—
3rd Down Pct.	—	—
4th Down: Made/Att	—	—
4th Down: Pct.	—	—

POSSESSION AVG.

	4927	4073
TOTAL NET YARDS	4927	4073
Avg. Per Game	349.6	264.4
Total Plays	912	789
Avg. Per Play	5.4	4.7

	1851	1217
NET YARDS RUSHING	1851	1217
Avg. Per Game	131.3	86.9
Total Rushes	455	—

	3057	2856
NET YARDS PASSING	3057	2856
Avg. Per Game	218.4	177.4
Sacked/Yards Lost	36/325	38/372
Gross Yards	3382	3228
Att./Completions	457/228	472/218
Completion Pct.	49.7	46.2
Had Intercepted	24	21

PUNTS/AVERAGE 62/40.5 80/40.1

NET PUNTING AVG. 36.5 35.4

PENALTIES/YARDS 63/532 55/507

FUMBLES/BALL LOST 25/16 19/12

	39	37
TOUCHDOWNS	39	37
Rushing	21	12
Passing	16	24
Returns	2	1

	Q1	Q2	Q3	Q4	PTS
SCORE BY PERIOD	Q1	Q2	Q3	Q4	PTS
BILLS	60	88	83	73	304
OPP	58	86	74	73	291

	TD	Ru	Pa	Rt	K-PAT	FG	S	Pts
SCORING	TD	Ru	Pa	Rt	K-PAT	FG	S	Pts
Gilchrist	14	12	2	0	0/0	0/0	0	84
Yoho	0	0	0	0	32/36	10/23	1	64

Kemp	8	8	0	0	0/0	0/0	0	48
Dubention	4	0	4	0	0/0	0/0	0	24
Ferguson	3	0	3	0	0/0	0/0	0	18
Miller	3	0	3	0	0/0	0/0	0	18
Bass	1	0	1	0	0/0	0/0	0	6
Brown	1	1	0	0	0/0	0/0	0	6
Charon	1	0	1	0	0/0	0/0	0	6
Kochman	1	0	1	0	0/0	0/0	0	6
Rutkowski	1	0	1	0	0/0	0/0	0	6
Warlick	1	0	1	0	0/0	0/0	0	6
Stratton	1	0	0	1	0/0	0/0	0	6
Lamonica	0	0	0	0	*1	0/0	0	2
Tracey	0	0	0	0	*1	0/0	0	2
Jacobs	0	0	0	0	0/0	0/0	1	2
BILLS	39	21	16	2	32/36	10/23	2	304
OPP	37	12	24	1	31/31	10/25	2	291

2-Pt. Conversions: **BILLS** 2-3, **OPPONENTS** 1-2

SACKS: Sestak 7.5, Jacobs 5.0, Yoho 5.4, Youngelman 4.0, Tracey 3.0, Stratton 2.5, Dunaway 2.0, Saimes 1.0, Matuszak 0.5, Others 7.0
BILLS: 38.0
OPPONENTS: 33.0

	No.	Yds	Avg	Long	TD
RUSHING	No.	Yds	Avg	Long	TD
Gilchrist	232	979	4.4	32	12
Kochman	47	232	4.9	48	0
Kemp	50	239	4.3	26	8
Rutkowski	48	144	3.0	45	0
Carlton	29	125	4.3	19	0
Bass	14	59	4.2	9	0
Saimes	12	41	3.4	7	0
Brown	6	18	3.0	8	1
Lamonica	9	8	0.9	7	0
Crow	6	6	1.0	7	0
BILLS	453	1851	4.0	48	21
OPP	453	1851	4.0	48	21

	No.	Yds	Avg	Long	TD
RECEIVING	No.	Yds	Avg	Long	TD
Miller	69	860	12.5	36	3
Dubention	53	959	17.7	89t	4
Warlick	24	479	20.0	55t	1
Gilchrist	24	211	8.8	42	2
Rutkowski	19	264	13.9	58t	1
Ferguson	9	181	20.1	72t	3
Bass	9	153	17.0	74t	1
Saimes	6	23	3.8	9	0
Crow	5	69	13.8	28	0
Kochman	4	148	29.6	68	1
Brown	3	7	3.5	7	0
Stratton	1	19	19.0	19	0
Carlton	1	9	9.0	9	0
BILLS	227	3382	14.9	89t	16
OPP	228	3228	14.2	—	2

	No.	Yds	Avg	Long	TD
INTERCEPTIONS	No.	Yds	Avg	Long	TD
Tracey	5	22	4.4	15	0
West	5	57	11.4	23	0
Saimes	4	29	7.3	16	0
Stratton	3	31	10.3	26	1
Abruzzese	3	9	3.0	9	0
Jacobs	1	8	8.0	8	0
Edgerston	1	0	0.0	0	0
BILLS	22	156	7.1	26	1
OPP	24	—	—	—	—

	No.	Yds	Avg	Net	TB	In	Lg	B
PUNTING	No.	Yds	Avg	Net	TB	In	Lg	B
Lamonica	52	2086	40.1	—	4	16	57	1
Crow	10	424	42.4	—	1	3	57	0
BILLS	62	2510	40.5	36.5	5	19	57	1
OPP	80	3209	40.1	35.4	3	14	68	0

	Ret	FC	Yds	Avg	Long	TD
PUNT RETURNS	Ret	FC	Yds	Avg	Long	TD
Abruzzese	17	8	152	8.9	32	0
West	11	6	86	7.8	24	0
Rutkowski	8	6	67	8.3	29	0
Kochman	1	0	11	11.0	11	0
(Others)	0	2	0	0.0	0	0
BILLS	37	22	316	8.5	32	0
OPP	21	21	144	6.9	27	0

	No.	Yds	Avg	Long	TD
KICKOFF RETURNS	No.	Yds	Avg	Long	TD
Rutkowski	13	396	30.5	65	0
Dubention	13	333	25.6	39	0
Saimes	7	140	20.0	31	0
Abruzzese	6	118	19.7	25	0
West	6	56	9.3	32	0
Brown	2	40	20.0	20	0
Tracey	1	21	21.0	21	0
Rivera	1	20	20.0	20	0
Barber	1	9	9.0	9	0
Paterra	1	0	0.0	0	0
Matuszak	1	0	0.0	0	0
BILLS	52	1133	21.8	65	0
OPP	—	—	—	—	—

FIELD GOALS 1-19 20-29 30-39 40-49 50+

Yoho 4-4 3-4 2-8 1-7 0-0
BILLS 4-4 3-4 2-8 1-7 0-0
OPP 2-2 2-3 3-7 3-11 0-2

Yoho : (17G)(32G,38N)(31N,45N)(41G,34G,22N)(27G(40N)(46N)40N,42B,47N)(39B,22G)(1)(37N,27G,9G)(37N)(13G,37N)(13G)
OPPONENTS: (1)(34N,44N,44N)(31G)(28G)(47N)(38G,27G,43N,49N,35N)((123B)(53N)(50N,47N,46G)(39G,47N,15G,41G)(41N,43G)(36N)(17G,34N)

USUAL STARTERS

OFFENSE		
LE	81	Bill Miller
LT	77	Stew Barber
LG	66	Billy Shaw
C	50	Al Bemiller
RG	60/64	Tom Day
RT	51	Dave Behrman
RE	84	Ernie Warlick
FB	34	Cookie Gilchrist
LB	40	Ed Rutkowski
RH	44	Elbert Dubention
QB	15	Jack Kemp

DEFENSE		
LE	76	Sid Youngelman
LT	78	Jim Dunaway
RT	70	Tom Sestak
RE	82	Mack Yoho
LLB	85	John Tracey
MLB	54/56	Harry Jacobs
RLB	58	Mike Stratton
LCB	47	Willie West
RCB	24	Booker Edgerston
LS	46	Roy Abruzzese
RS	26	George Saimes

PASSING	Att	Cmp	Yds	Cmp%	Yds/Att	TD	TD%	Int	Int%	Long	Sack/Lost	Rating
Kemp	384	193	2910	50.5	7.59	13	3.4	20	5.2	89t	—	65.4
Lamonica	71	33	437	46.5	6.15	3	4.2	4	5.6	74	—	57.1
Gilchrist	1	1	35	100.0	35.00	0	0.0	0	0.0	35	0/0	118.8
Rutkowski	1	0	0	0.0	0.00	0	0.0	0	0.0	0	0/0	39.6
BILLS	457	227	3382	49.9	7.41	16	3.5	24	5.3	89t	36/325	64.3
OPPONENTS	472	228	3228	48.3	6.84	24	5.1	21	4.4	—	38/372	69.2

1964 SEASON STATISTICS

12-2 | 1ST IN AFL EAST | AFL CHAMPIONS | HEAD COACH LOU SABAN



Date	W/L Score	Opponent	Attendance
9/13	W 34-17	Kansas City	30,157
9/20	W 30-13	Denver	28,501
9/26	W 30-3	San Diego	40,167
10/3	W 23-20	Oakland	36,461
10/11	W 48-17	at Houston	26,218
10/18	W 35-22	at Kansas City	20,904
10/24	W 34-24	NY Jets	39,621
11/1	W 24-10	Houston	40,119
11/8	W 20-7	at NY Jets	61,929
11/15	L 28-36	Boston	42,308
11/26	W 27-24	at San Diego	34,865
12/6	L 13-16	at Oakland	18,134
12/13	W 30-19	at Denver	14,431
12/20	W 24-14	at Boston	38,021

AFL CHAMPIONSHIP GAME
12/26 W 20-7 San Diego 40,242

	BUF	OPP
TOTAL FIRST DOWNS	255	206
Rushing	114	48
Passing	130	145
Penalty	11	13
3rd Down: Made/Att	—	—
3rd Down Pct.	—	—
4th Down: Made/Att	—	—
4th Down: Pct.	—	—

POSSESSION AVG. — —

	5206	3878
TOTAL NET YARDS	5206	3878
Avg per Game	371.9	277.0
Total Plays	924	817
Avg per Play	5.6	4.7

	2040	913
NET YARDS RUSHING	2040	913
Avg per Game	145.7	65.2
Total Rushes	492	300

	3166	2965
NET YARDS PASSING	3166	2965
Avg per Game	226.1	211.8
Sacked/Yards Lost	35/256	50/396
Gross Yards	3422	3361
Att./Completions	397/174	517/241
Completion Pct.	43.8	46.6
Had Intercepted	34	28

PUNTS/AVERAGE 65/42.7 87/41.9

NET PUNTING AVG. 37.6 —

PENALTIES/YARDS 62/511 54/577

FUMBLES/BALL LOST 32/18 24/9

	48	29
TOUCHDOWNS	48	29
Rushing	25	4
Passing	19	24
Returns	4	1

SCORE BY PERIOD	Q1	Q2	Q3	Q4	PTS
BILLS	95	113	63	129	400
OPPONENTS	53	47	93	49	242

SCORING	TD	R	Pa	Rt	K-PAT	FG	S	Pts
Gogolak	0	0	0	0	45/46	19/29	0	102
Dubention	10	0	0	0	0/0	0/0	0	60
Bass	7	0	0	0	0/0	0/0	0	42
Lamonica	6	6	0	0	2	0/0	0	40
Gilchrist	6	6	0	0	0/0	0/0	0	36
Kemp	5	5	0	0	0/0	0/0	0	30
Smith	4	4	0	0	0/0	0/0	0	24
Auer	3	2	0	0	0/0	0/0	0	18
Carlton	1	1	0	0	0/0	0/0	0	6
Ross	1	1	0	0	0/0	0/0	0	6
Groman	1	0	1	0	0/0	0/0	0	6
Rutkowski	1	0	1	0	0/0	0/0	0	6
Byrd	1	0	0	1	0/0	0/0	0	6
Clarke	1	0	0	1	0/0	0/0	0	6
Sestak	1	0	0	1	0/0	0/0	0	6
McDole	0	0	0	0	0/0	0/0	2	4
Stratton	0	0	0	0	0/0	0/0	1	2
BILLS	48	25	19	4	45/46	19/29	3	400
OPP	29	4	24	1	22/23	14/27	2	242

*2 Pt-Conversions: **BILLS** 2-2, **OPPONENTS** 2-6

SACKS: Sestak 14.5, McDole 5.5, Keating 3.5, Tracey 3.5, Saimes 3.0, Stratton 2.5, Day 2.5, Dunaway 2.0, Jacobs 2.0, Others 11.0
BILLS: 50.0
OPPONENTS: 35.0

RUSHING	No.	Yds	Avg	Long	TD
Gilchrist	230	981	4.3	67	6
Smith	62	306	4.9	37	4
Lamonica	55	289	5.3	28	6
Auer	63	191	3.0	21	2
Kemp	37	124	3.4	14	5
Carlton	39	114	2.9	11	1
Dubention	1	20	20.0	20	0
Ross	4	14	3.5	12	1
Hudson	1	1	1.0	1	0
BILLS	492	2040	4.1	67	25
OPP	300	913	3.0	—	4

RECEIVING	No.	Yds	Avg	Long	TD
Bass	43	897	20.9	94t	7
Dubention	42	1139	27.1	72	10
Gilchrist	30	345	11.5	37	0
Warlick	23	478	20.8	45	0
Rutkowski	13	234	18.0	46t	1
Auer	11	166	15.1	43	0
Smith	6	72	12.0	25	0
Groman	4	68	17.0	22t	1
Carlton	2	23	11.5	17	0
BILLS	174	3422	19.7	94t	19
OPP	241	3361	13.9	—	24

INTERCEPTIONS	No.	Yds	Avg	Long	TD
Byrd	7	178	25.4	75t	1
Saimes	6	56	9.3	32	0
Edgerson	4	130	32.5	91	0
Tracey	3	12	4.0	6	0
Sykes	2	36	18.0	36	0
Jacobs	2	13	6.5	13	0
Warner	1	30	30.0	30	0
Sestak	1	15	15.0	15t	1
McDole	1	0	0.0	0	0
Stratton	1	0	0.0	0	0
BILLS	28	470	16.8	91	2
OPP	34	406	11.9	65	0

PUNTING	No.	Yds	Avg	Net	TB	In	Log	B
Maguire	65	2777	42.7	37.6	4	23	64	0
BILLS	65	2777	42.7	37.6	4	23	64	0
OPP	87	3649	41.9	—	—	—	—	1

PUNT RETURNS	Ret	FC	Yds	Avg	Long	TD
Clarke	33	3	317	9.6	53t	1
Warner	3	0	55	18.3	—	0
Rutkowski	8	7	45	5.6	10	0
Byrd	2	5	4	2.0	4	0
Abruzzese	0	2	0	0.0	0	0
(Others)	0	1	0	0.0	0	0
BILLS	46	18	421	9.2	53t	1
OPP	24	—	250	10.4	—	0

KICKOFF RETURNS	No.	Yds	Avg	Long	TD
Rutkowski	21	498	23.7	57	0
Clarke	16	330	20.6	41	0
Warner	5	121	24.2	30	0
Smith	3	68	22.7	28	0
Barber	2	0	0.0	0	0
Maguire	1	0	0.0	0	0
Auer	0	1	0.0	1	0
BILLS	48	1018	21.2	57	0
OPP	—	—	—	—	—

FIELD GOALS	1-19	20-29	30-39	40-49	50+
Gogolak	9-9	3-6	5-8	2-3	0-3
BILLS	9-9	3-6	5-8	2-3	0-3
OPP	4-5	2-2	2-8	5-9	1-3

Gogolak: (13G, 13G)(33G, 21G, 17G)(39N, 28N, 13G) (45B)(18G, 26G, 28N)(50N)(37B, 12G, 31G) (15N, 17G)(47G, 33G)(41G, 33G, 35N)(23N, 33G) (55N, 12G, 24G)()(112G)
OPPONENTS: (10G)(51G, 52N, 49G, 36N)(12G) (25G, 19G)(16B, 47G)(46N, 38N, 31G)(9G, 46N) (49N, 49G, 37N, 50N)(36N)()(27G)(30N, 40G) (30G, 32N, 45G)(46N)

USUAL STARTERS

OFFENSE	
LE	85 Glenn Bass
LT	77 Stew Barber
LG	66 Billy Shaw
C	53 Walt Cudzik
RG	50 Al Bemiller
RT	79 Dick Hudson
RE	84 Ernie Warlick
FB	34 Cookie Gilchrist
LH	30 Wray Carlton
RH	44 Elbert Dubention
QB	15 Jack Kemp

DEFENSE	
LE	72 Ron McDole
LT	75 Dudley Meredith
RT	70 Tom Sestak
RE	88 Tom Day
LLB	51 John Tracey
MLB	64 Harry Jacobs
RLB	58 Mike Stratton
LCB	24 Booker Edgerson
RCB	42 Butch Byrd
LS	46 Ray Abruzzese
RS	26 George Saimes

PASSING	Att	Cmp	Yds	Cmp%	Yds/Att	TD	TD%	Int	Int%	Long	Sack/Lost	Rating
Kemp	269	119	2285	44.2	8.49	13	4.8	26	9.7	94t	—	50.9
Lamonica	128	55	1137	43.0	8.88	6	4.7	8	6.3	89	—	64.5
BILLS	397	174	3422	43.8	8.62	19	4.8	34	8.6	94t	35/256	54.8
OPPONENTS	517	241	3361	46.6	6.50	24	4.6	28	5.4	—	50/396	60.9

1965 SEASON STATISTICS

10-3-1 | 1ST IN AFL EAST | AFL CHAMPIONS | HEAD COACH LOU SABAN



Date	W/L Score	Opponent	Attendance
9/11	W 24-7	Boston	45,502
9/19	W 30-15	at Denver	30,682
9/26	W 33-21	NY Jets	45,056
10/3	W 17-12	Oakland	41,256
10/10	L 3-34	San Diego	45,260
10/17	W 23-7	at Kansas City	26,941
10/24	W 31-13	Denver	45,046
10/31	L 17-19	Houston	44,267
11/7	W 23-7	at Boston	24,415
11/14	W 17-14	at Oakland	19,352
11/25	T 20-20	at San Diego	27,473
12/5	W 29-18	at Houston	23,087
12/12	W 34-25	Kansas City	40,298
12/19	L 12-14	at NY Jets	57,396

AFL CHAMPIONSHIP GAME

12/26 W 23-0 at San Diego 30,361

	BUF	OPP
TOTAL FIRST DOWNS	206	226
Rushing	69	65
Passing	119	141
Penalty	18	20
3rd Down: Made/Att	—	—
3rd Down Pct.	—	—
4th Down: Made/Att	—	—
4th Down: Pct.	—	—

POSSESSION AVG. — —

TOTAL NET YARDS	3749	4284
Avg per Game	267.8	306.0
Total Plays	882	890
Avg per Play	4.3	4.8

NET YARDS RUSHING	1288	1114
Avg per Game	92.0	79.6
Total Rushes	392	360

NET YARDS PASSING	2461	3170
Avg per Game	175.8	226.4
Sacked/Yards Lost	29/283	28/246
Gross Yards	2744	3416
Att./Completions	461/208	502/227
Completion Pct.	45.1	45.2
Had Intercepted	24	32

PUNTS/AVERAGE 80/43.0 76/40.2

NET PUNTING AVG. 38.7 —

PENALTIES/YARDS 78/685 69/832

FUMBLES/BALL LOST 28/14 33/25

TOUCHDOWNS	33	25
Rushing	16	5
Passing	13	19
Returns	4	1

SCORE BY PERIOD	Q1	Q2	Q3	Q4	OT	PTS
BILLS	76	81	60	96	0	313
OPPONENTS	42	73	39	72	0	226

SCORING	TD	Ru	PaRt	K-PAT	FG	S	Pts
Gogolak	0	0	0	0	31/31	28/46	0 115
Carlton	7	6	1	0	0/0	0/0	0 42

Joe	6	4	2	0	0/0	0/0	0 36
Kemp	4	4	0	0	0/0	0/0	0 24
Warner	4	0	1	3	0/0	0/0	0 24
Roberson	3	0	3	0	0/0	0/0	0 18
Ferguson	2	0	2	0	0/0	0/0	0 12
Bass	1	0	1	0	0/0	0/0	0 6
Dubention	1	0	1	0	0/0	0/0	0 6
Lamonica	1	1	0	0	0/0	0/0	0 6
Rutkowski	1	0	1	0	0/0	0/0	0 6
Saimes	1	0	0	1	0/0	0/0	0 6
Smith	1	1	0	0	0/0	0/0	0 6
Warlick	1	0	1	0	0/0	0/0	0 6
BILLS	33	16	13	4	31/31	28/46	313
OPP	26	6	19	1	19/20	15/30	226

2-Pt Conversions: BILLS 0-0, OPPONENTS 3-4

SACKS: Sestak 8.0, Day 4.5, Stratton 3.5, Tracey 2.5, Dunaway 1.5, Jacobs 1.0, McDole 1.0, Meredith 1.0, Others 5.0
BILLS: 28.0
OPPONENTS: 29.0

RUSHING	No.	Yds	Avg	Long	TD
Carlton	156	592	3.8	80t	6
Joe	123	377	3.1	30	4
Smith	43	137	3.2	13	1
Stone	19	61	3.2	14	0
Kemp	36	49	1.4	12	4
Lamonica	10	30	3.0	10	1
Maguire	1	21	21.0	21	0
Auer	3	19	6.3	14	0
Warner	1	2	2.0	2	0
BILLS	392	1288	3.3	80t	16
OPP	360	1114	3.1	—	5

RECEIVING	No.	Yds	Avg	Long	TD
Roberson	31	483	15.6	74t	3
Joe	27	271	10.0	78t	2
Carlton	24	196	8.2	23	1
Costa	21	401	19.1	46	0
Ferguson	21	262	12.5	30t	2
Bass	18	299	16.6	38	1
Dubention	18	281	15.6	46	1
Rutkowski	18	247	13.7	47t	1
Smith	12	116	9.7	21	0
Warlick	8	112	14.0	27	1
Stone	6	29	4.8	9	0
Mills	1	43	43.0	43	0
Warner	1	11	11.0	11t	1
Tracey	1	2	2.0	2	0
Kemp	1	-9	-9.0	-9	0
BILLS	208	2744	13.2	78t	13
OPP	227	3416	15.0	—	19

INTERCEPTIONS	No.	Yds	Avg	Long	TD
Clarke	7	60	8.6	40	0
Byrd	5	119	23.8	62	0
Warner	5	84	16.8	23	1
Edgerson	5	55	11.0	19	0
Saimes	4	24	6.0	20	0
Stratton	2	19	9.5	19	0
McDole	1	24	24.0	24	0
Tracey	1	8	8.0	8	0
Day	1	0	0.0	0	0
Jacobs	1	0	0.0	0	0
BILLS	32	393	12.3	62	1
OPP	24	467	19.5	—	1

PUNTING	No.	Yds	Avg	Net	TB	In	Lg	B
Maguire	80	3437	43.0	38.7	6	21	68.0	0
BILLS	80	3437	43.0	38.7	6	21	68.0	0
OPP	76	3053	40.2	—	—	—	—	—

PUNT RETURNS	Ret	FC	Yds	Avg	Long	TD
Byrd	21	—	201	9.6	30	0
Rutkowski	11	—	127	11.5	33	0
Warner	1	—	16	16.0	16	0
Clarke	1	—	13	13.0	13	0
Hudlow	1	—	12	12.0	12	0
Saimes	0	—	1	1.0	1	0
BILLS	35	16	370	10.6	33	0
OPP	36	—	222	7.4	—	0

KICKOFF RETURNS	No.	Yds	Avg	Long	TD
Warner	32	825	26.5	102t	2
Rutkowski	5	97	19.4	23	0
Roberson	4	59	14.8	22	0
Hudlow	2	36	18.0	18	0
Maguire	1	5	5.0	5	0
Dunaway	1	0	0.0	0	0
BILLS	45	1022	22.7	102t	2
OPP	60	1449	24.2	—	0

FIELD GOALS	1-19	20-29	30-39	40-49	50+
Gogolak	10-10	8-9	9-15	1-8	0-4
BILLS	10-10	8-9	9-15	1-8	0-4
OPP	6-9	4-7	4-9	1-4	0-1

Gogolak:(34N,36G,30B)|(28G,46N,18G,29B,18G)
 (53N,33G,22G,27G,9G)|(20G)(38G)
 (48N,14G,13G,34G)|(22G,38N)
 (45N,31N,39G,55N)|(28G,16G,32G)
 (43N,36N,44B,37G)|(12G,35N,22G)
 (12G,12G,50N,50N,47G,34G,19G)|(30G,22G)
 (40B,42B)
OPPONENTS:(47N)(42N)|(24G,23G)|(36B,33G,2
 5N)(22B,15G,19G)(38B,15B)|(13B,33G,20G)
 (16N,31G,30G,13G,8G)|(29N)(35N,49N)(37N,
 9G,14G)|(31B,41G,52N)

USUAL STARTERS

OFFENSE

FL	46	Bo Roberson
LE	80	Charley Ferguson
LT	77	Stew Barber
LG	66	Billy Shaw
C	60	Dave Behrman
RG	50	Al Bemiller
RT	79	Dick Hudson
RE	82	Paul Costa (8)
	84	Ernie Warlick (6)
FB	33	Billy Joe
HB	30	Wray Carlton
QB	15	Jack Kemp

DEFENSE

LE	72	Ron McDole
LT	78	Jim Dunaway
RT	70	Tom Sestak
RE	88	Tom Day
LLB	51	John Tracey
MLB	64	Harry Jacobs
RLB	58	Mike Stratton
LCB	24	Booker Edgerson
RCB	42	Butch Byrd
LS	45	Hagood Clarke
RS	26	George Saimes

PASSING	Att	Cmp	Yds	Cmp%	Yds/Att	TD	TD%	Int	Int%	Long	Sack/Lost	Rating
Kemp	391	179	2368	45.8	6.06	10	2.6	18	4.6	78t	—	54.8
Lamonica	70	29	376	41.4	5.37	3	4.3	6	8.6	74t	—	37.6
BILLS	461	208	2744	45.1	5.95	13	2.8	24	5.2	78t	29/283	52.2
OPPONENTS	502	227	3416	45.2	6.80	19	6.4	32	6.4	—	28/246	54.2

1966 SEASON STATISTICS

9-4-1 | 1ST IN AFL EAST | HEAD COACH JOE COLLIER



Date	W/L Score	Opponent	Attendance
9/4	L 7-27	at San Diego	27,572
9/11	L 20-42	Kansas City	42,023
9/18	W 58-24	Miami	37,546
9/25	W 27-20	Houston	42,256
10/2	W 29-14	at Kansas City	43,885
10/8	L 10-20	Boston	45,542
10/16	T 17-17	San Diego	45,169
10/30	W 33-23	at NY Jets	61,552
11/6	W 29-0	at Miami	37,177
11/13	W 14-3	NY Jets	45,738
11/20	W 42-20	at Houston	27,312
11/24	W 31-10	at Oakland	36,781
12/4	L 3-14	at Boston	39,350
12/18	W 38-21	Denver	40,583

AFL CHAMPIONSHIP GAME

1/1	L 7-31	Kansas City	42,080
-----	--------	-------------	--------

	BUF	OPP
TOTAL FIRST DOWNS	255	192
Rushing	110	49
Passing	126	131
Penalty	19	12
3rd Down: Made/Att	—	—
3rd Down Pct.	—	—
4th Down: Made/Att	—	—
4th Down: Pct.	—	—

POSSESSION AVG.

	4748	4109
TOTAL NET YARDS	4748	4109
Avg per Game	339.1	293.5
Total Plays	944	842
Avg per Play	5.0	4.9

	1892	1051
NET YARDS RUSHING	1892	1051
Avg per Game	86.5	99.5
Total Rushes	455	344

	2856	3058
NET YARDS PASSING	2856	3058
Avg per Game	204.0	218.4
Sacked/Yards Lost	16/144	32/249
Gross Yards	3000	3307
Att./Completions	473/199	466/205
Completion Pct.	42.1	44.0
Had Intercepted	21	29

PUNTS/AVERAGE	69/41.2	84/39.6
----------------------	---------	---------

NET PUNTING AVG.	34.5	—
-------------------------	------	---

PENALTIES/YARDS	62/637	55/546
------------------------	--------	--------

FUMBLES/BALL LOST	27/15	19/9
--------------------------	-------	------

	43	31
TOUCHDOWNS	43	31
Rushing	19	6
Passing	15	22
Returns	9	3

SCORE BY PERIOD	Q1	Q2	Q3	Q4	OT	PTS
BILLS	47	127	74	110	0	358
OPPONENTS	75	53	34	93	0	255

SCORING	TD	Ru	Pa	Rt	K-PAT	FG	S	Pts
Lusteg	0	0	0	0	41/42	19/37	0	98
Burnett	8	4	4	0	0/0	0/0	0	48

Carlton	6	6	0	0	0/0	0/0	0	36
Kemp	5	5	0	0	0/0	0/0	0	32
Spikes	4	3	1	0	0/0	0/0	0	24
Costa	3	0	3	0	0/0	0/0	0	18
Crockett	3	0	3	0	0/0	0/0	0	18
Dubenion	2	0	2	0	0/0	0/0	0	12
Rutkowski	2	0	1	1	0/0	0/0	0	12
Byrd	2	0	0	2	0/0	0/0	0	12
Janik	2	0	0	2	0/0	0/0	0	12
Lamonica	1	1	0	0	0/0	0/0	0	6
Ferguson	1	0	1	0	0/0	0/0	0	6
Clarke	1	0	0	1	0/0	0/0	0	6
Dunaway	1	0	0	1	0/0	0/0	0	6
Stratton	1	0	0	1	0/0	0/0	0	6
Warner	1	0	0	1	0/0	0/0	0	6
BILLS	43	19	15	9	41/42	19/37	1	358
OPP	31	6	22	3	28/28	13/23	255	

2-Pt. Conversions: **BILLS** 0-1, **OPPONENTS** 1-3

SACKS: McDole 6.5, Sestak 5.0, Dunaway 3.5, Tracey 3.0, Day 2.0, Schottenheimer 2.0, Stratton 2.0, Costa 1.0, Jacobs 1.0, Janik 1.0, Others 5.0
BILLS: 32.0
OPPONENTS: 16.0

RUSHING	No.	Yds	Avg	Long	TD
Burnett	187	766	4.1	32	4
Carlton	156	696	4.5	23	6
Smith	31	148	4.8	20	0
Kemp	40	130	3.3	26	5
Spikes	28	119	4.3	36	3
Dubenion	3	16	5.3	17	0
Lamonica	9	6	0.7	14	1
Costa	0	1	—	0	0
Rutkowski	1	10	10.0	10	0
BILLS	455	1892	4.1	36	19
OPP	344	1051	3.1	—	6

RECEIVING	No.	Yds	Avg	Long	TD
Dubenion	50	747	14.9	44	2
Burnett	34	419	12.3	48	4
Crockett	31	533	17.2	53†	3
Costa	27	400	14.8	50	3
Carlton	21	280	13.3	55	0
Ferguson	16	293	18.3	32	1
Bass	10	130	13.0	19	0
Rutkowski	6	150	25.0	55	1
Spikes	2	45	22.5	27	1
O'Donnell	1	2	2.0	2	0
Smith	1	1	1.0	1	0
BILLS	199	3000	15.1	55	15
OPP	205	3307	16.1	—	22

INTERCEPTIONS	No.	Yds	Avg	Long	TD
Janik	8	136	17.0	37†	2
Byrd	6	110	18.3	60†	1
Clarke	5	118	23.6	66†	1
Stratton	3	37	12.3	23	0
Jacobs	2	15	7.5	15	0
Saimes	1	32	32.0	32	0
Schottenheimer	1	20	20.0	20	0
McDole	1	4	4.0	4	0
King	1	0	0.0	0	0
Tracey	1	0	0.0	0	0
BILLS	29	472	16.3	66†	4
OPP	21	303	14.4	65	1

PUNTING	No	Yds	Avg	Net	TB	In	Log	B
Maguire	69	2841	41.2	34.5	8	14	61	0
BILLS	69	2841	41.2	34.5	8	14	61	0
OPP	84	3324	39.6	—	—	—	—	1

PUNT RETURNS	Ret	FC	Yds	Avg	Long	TD
Byrd	23	5	186	8.1	72†	1
Rutkowski	18	4	209	11.6	73†	1
Clarke	2	0	12	6.0	7	0
Stratton	0	0	4	2.0	4	0
BILLS	43	9	411	9.6	73†	2
OPP	20	21	301	15.1	—	2

KICKOFF RETURNS	No.	Yds	Avg	Long	TD
Warner	33	846	25.6	95†	1
Rutkowski	6	121	20.2	32	0
Mills	4	76	19.0	26	0
Ferguson	2	0	0.0	0	0
DeSutter	2	0	0.0	0	0
Prudhomme	1	16	16.0	16	0
Schmidt	1	2	2.0	2	0
Costa	1	0	0.0	0	0
Maguire	1	0	0.0	0	0
O'Donnell	0	3	—	3	0
BILLS	51	1064	20.9	95†	1
OPP	65	1329	20.4	—	0

FIELD GOALS	1-19	20-29	30-39	40-49	50+
Lusteg	8-10	3-5	4-8	4-10	0-4
BILLS	8-10	3-5	4-8	4-10	0-4
OPP	3-3	2-3	5-6	3-9	0-2

Lusteg: [44B, 42N] (22G, 9G) [13G] [50N, 47G, 32G] [27G, 16G, 20G] [33N, 36N, 37G, 27N] [42N, 34N, 41G, 23N] [36G, 10G, 38G, 17G] [44N, 41N, 51N, 50N, 44G, 44G] [150N, 47B] [19N, 19G] [11G] [39N, 16G, 15N]
 OPPONENTS: [30G, 10G] [124G] [47G, 35G, 55N] [1] [10G, 47N, 31G, 50N] [31G, 42N] [28G, 49N] [27N] [49N, 43G, 35B] [49G, 35G] [8G] [42N, 41B] []

USUAL STARTERS

OFFENSE		
FL	44	Elbert Dubenion
LE	83	Bobby Crockett
LT	77	Stew Barber
LG	66	Billy Shaw
C	50	Al Bemiller
RG	67	Joe O'Donnell
RT	79	Dick Hudson
RE	82	Paul Costa
FB	30	Wray Carlton
HB	21	Bobby Burnett
QB	15	Jack Kemp

DEFENSE		
LE	72	Ron McDole
LT	78	Jim Dunaway
RT	70	Tom Sestak
RE	88	Tom Day
LLB	51	John Tracey
MLB	64	Harry Jacobs
RLB	58	Mike Stratton
LCB	27	Tom Janik
RCB	42	Butch Byrd
LS	45	Hagood Clarke
RS	26	George Saimes

PASSING	Att	Cmp	Yds	Cmp%	Yds/Att	TD	TD%	Int	Int%	Long	Sack/Lost	Rating
Kemp	389	166	2451	42.7	6.30	11	2.8	16	4.1	55	—	56.2
Lamonica	84	33	549	39.3	6.54	4	4.8	5	5.9	55	—	53.1
BILLS	473	199	3000	42.1	6.34	15	3.2	21	4.4	55	16/144	55.6
OPPONENTS	466	205	3307	44.0	7.10	22	4.7	29	6.2	—	32/249	58.1

1967 SEASON STATISTICS

4-10 | T-3RD IN AFL EAST | HEAD COACH JOE COLLIER



Date	W/L Score	Opponent	Attendance
9/10	W 20-17	NY Jets	45,748
9/17	L 3-20	Houston	41,384
9/24	L 0-23	Boston	45,748
10/1	L 17-37	San Diego	39,310
10/8	W 17-16	at Denver	35,188
10/15	L 20-24	Oakland	45,758
10/29	L 3-10	at Houston	30,060
11/5	W 35-13	Miami	31,622
11/12	L 10-20	at NY Jets	62,671
11/19	L 20-21	Denver	30,891
11/26	L 14-17	at Miami	27,050
12/3	L 13-23	at Kansas City	41,943
12/9	W 44-16	at Boston	20,627
12/24	L 21-28	at Oakland	30,738

	BUF	OPP
TOTAL FIRST DOWNS	203	201
Rushing	65	73
Passing	119	106
Penalty	19	22
3rd Down: Made/Att	—	—
3rd Down Pct.	—	—
4th Down: Made/Att	—	—
4th Down: Pct.	—	—

POSSESSION AVG. — —

	3588	3447
TOTAL NET YARDS		
Avg per Game	256.3	246.2
Total Plays	850	857
Avg per Play	4.2	4.0

	1271	1622
NET YARDS RUSHING		
Avg per Game	90.8	115.9
Total Rushes	371	437

	2317	1825
NET YARDS PASSING		
Avg per Game	165.5	130.4
Sacked/Yards Lost	45/446	43/366
Gross Yards	2763	2191
Att./Completions	434/183	377/162
Completion Pct.	42.2	43.0
Had Intercepted	34	27
Had Intercepted	29	33

PUNTS/AVERAGE 77/43.1 74/41.0

NET PUNTING AVG. 37.9 —

PENALTIES/YARDS 74/828 51/507

FUMBLES/BALL LOST 32/13 26/9

	27	33
TOUCHDOWNS		
Rushing	9	11
Passing	14	17
Returns	4	5

SCORE BY PERIOD	Q1	Q2	Q3	Q4	PTS
BILLS	61	61	47	68	237
OPPONENTS	50	105	49	81	285

SCORING	TD	R	Pa	Rt	K-PAT	FG	S	Pts
Mercer	0	0	0	0	25/26	16/28	0	73
Lincoln	9	4	5	0	0/0	0/0	0	54
Powell	4	0	4	0	0/0	0/0	0	24
Carlton	3	3	0	0	0/0	0/0	0	18
Kemp	2	2	0	0	*1	0/0	0	14
Costa	2	0	2	0	0/0	0/0	0	12
Janik	2	0	2	0	0/0	0/0	0	12
Masters	2	0	2	0	0/0	0/0	0	12
Ledbetter	1	0	1	0	0/0	0/0	0	6
Sestak	1	0	0	1	0/0	0/0	0	6
Schottenheimer	1	0	0	1	0/0	0/0	0	6
BILLS	27	9	14	4	25/26	16/28	237	
OPP	33	11	17	5	32/33	17/38	285	

*2-Pt. Conversions: BILLS 1-1, OPPONENTS 0-0

SACKS: Dunaway 6.5, Sestak 6.5, Stratton 5.0, Tracey 4.5, Kindig 2.5, Prudhomme 2.5, Guidry 2.0, Frazier 1.0, McDole 1.0, Petrich 1.0, Meredith 0.5, Others 10.0
BILLS: 43.0
OPPONENTS: 45.0

RUSHING	No.	Yds	Avg	Long	TD
Lincoln	159	601	3.8	28	4
Carlton	107	467	4.4	21	3
Burnett	45	96	2.1	18	0
Bivins	15	58	3.9	43	0
Kemp	36	58	1.6	14	2
Spikes	4	9	2.3	6	0
Donaldson	3	-1	-0.3	2	0
Dubention	2	-17	-8.5	-1	0
BILLS	371	1271	3.4	43	9
OPP	437	1622	3.7	53	11

RECEIVING	No.	Yds	Avg	Long	TD
Lincoln	41	558	13.6	60†	5
Costa	39	726	18.6	63†	2
Dubention	25	384	15.4	42	0
Powell	20	346	17.3	37†	4
Masters	20	274	13.7	28	2
Burnett	11	114	10.4	38	0
Ledbetter	9	161	17.9	60	1
Carlton	9	97	10.8	24	0
Rutkowski	6	59	9.8	17	0
Donaldson	1	20	20.0	20	0
Tracey	1	15	15.0	15	0
Spikes	1	9	9.0	9	0
BILLS	183	2763	15.1	63†	14
OPP	162	2191	13.5	56	17

INTERCEPTIONS	No.	Yds	Avg	Long	TD
Janik	10	222	22.2	46	2
Byrd	5	25	5.0	12	0
Schottenheimer	3	88	29.3	45†	1
Edgerson	2	25	12.5	25	0
Saimes	2	14	7.0	14	0
Dunaway	1	8	8.0	8	0
Meredith	1	8	8.0	8	0
McDole	1	5	5.0	5	0
Stratton	1	3	3.0	3	0
Tracey	1	3	3.0	3	0
BILLS	27	401	14.9	46	3
OPP	34	554	16.3	—	2

PUNTING	No.	Yds	Avg	Net	TB	In	Lg	B
Maguire	77	3320	43.1	37.9	5	16	64	0
BILLS	77	3320	43.1	37.9	5	16	64	0
OPP	74	3032	41.0	—	—	—	—	—

PUNT RETURNS	Ret	FC	Yds	Avg	Long	TD
Byrd	30	5	142	4.7	19	0
Rutkowski	15	4	43	2.9	12	0
King	1	0	12	12.0	12	0
Edgerson	1	0	2	2.0	2	0
BILLS	47	9	199	4.2	19	0
OPP	33	—	301	9.1	—	0

KICKOFF RETURNS	No.	Yds	Avg	Long	TD
Bivins	16	380	23.8	55	0
Smith	16	346	21.6	64	0
King	12	316	26.3	38	0
Rutkowski	3	71	23.7	38	0
Meredith	3	0	0.0	0	0
Guidry	1	0	0.0	0	0
BILLS	51	1113	21.8	64	0
OPP	56	1292	23.1	—	0

FIELD GOALS	1-19	20-29	30-39	40-49	50+
Mercer	3-3	3-6	4-5	5-13	1-1
BILLS	3-3	3-6	4-5	5-13	1-1
OPP	3-6	6-10	5-7	3-12	0-3

Mercer: {46B, 51G, 43G}{47G, 40N}{49N, 20N, 40N}{26G}{32G}{1}{47G, 22N}{1}{48B, 17G, 36N}{42N, 48N, 43G, 21G, 44N, 24N}{1}{35G, 40G}{12G, 11G, 23G}{30G, 39G}
 OPPONENTS: {17N, 32G, 40N, 35N}{22G, 42G}{33G, 23G, 49N, 20B, 44N, 44N, 45G}{13B, 32G, 30G, 25G}{48N, 47N, 14B, 42N, 45N}{54N, 31G, 53N}{25G}{51N}{48G, 14G, 29B, 26N}{1}{24B, 17G}{17G, 25G, 20G}{40N}{38N}

USUAL STARTERS

OFFENSE

FL	44	Elbert Dubention
LE	84	Art Powell
LT	77	Stew Barber
LG	66	Billy Shaw
C	50	Al Bemiller
RG	67	Joe O'Donnell
RT	79	Dick Hudson
RE	82	Paul Costa
FB	30	Wray Carlton
HB	20	Keith Lincoln
QB	15	Jack Kemp

DEFENSE

LE	72	Ron McDole
LT	78	Jim Dunaway
RT	70	Tom Sestak
RE	65	Remi Prudhomme
LLB	51	John Tracey
MLB	64	Harry Jacobs
RLB	58	Mike Stratton
LCB	24	Booker Edgerson
RCB	42	Butch Byrd
LS	27	Tom Janik
RS	26	George Saimes

PASSING	Att	Cmp	Yds	Cmp%	Yds/Att	TD	TD%	Int	Int%	Long	Sack/Lost	Rating
Kemp	369	161	2503	43.6	6.78	14	3.8	26	7.0	63†	—	50.0
Flores	64	22	260	34.4	4.06	0	0.0	8	12.5	59	—	8.1
Rutkowski	1	0	0	0.0	0.00	0	0.0	0	0.0	0	—	39.6
BILLS	434	183	2763	42.2	4.84	14	3.2	34	7.8	63†	45/446	41.9
OPPONENTS	377	162	2191	43.0	4.34	17	4.5	27	7.2	56	43/366	47.3

1968 SEASON STATISTICS

1-12-1 | 5TH IN AFL EAST | HEAD COACH JOHN RAUCH



Date	W/L Score	Opponent	Attendance
9/8	L 7-16	Boston	38,865
9/15	L 6-48	Oakland	43,056
9/22	L 23-34	at Cincinnati	24,405
9/29	W 37-35	NY Jets	38,044
10/5	L 7-18	Kansas City	40,748
10/12	T 14-14	at Miami	28,559
10/20	L 6-23	at Boston	21,082
10/27	L 7-30	Houston	34,339
11/3	L 21-25	at NY Jets	61,452
11/10	L 17-21	Miami	28,751
11/17	L 6-21	San Diego	27,993
11/24	L 32-34	at Denver	35,142
11/28	L 10-13	at Oakland	39,883
12/7	L 6-35	at Houston	34,110

	BUF	OPP
TOTAL FIRST DOWNS	159	210
Rushing	71	85
Passing	72	103
Penalty	16	22
3rd Down: Made/Att	--	--
3rd Down Pct.	--	--
4th Down: Made/Att	--	--
4th Down: Pct.	--	--

POSSESSION AVG.	--	--
TOTAL NET YARDS	3870	4225
Avg per Game	205.0	301.8
Total Plays	844	876
Avg per Play	3.4	4.8

NET YARDS RUSHING	1527	2021
Avg per Game	109.1	144.4
Total Rushes	400	505

NET YARDS PASSING	2689	2461
Avg per Game	95.9	157.4
Sacked/Yards Lost	39/391	31/273
Gross Yards	1741	2477
Att./Completions	405/168	340/143
Completion Pct.	41.5	42.1
Had Intercepted	28	22

PUNTS/AVERAGE	100/41.8	75/39.7
----------------------	----------	---------

NET PUNTING AVG.	35.1	--
-------------------------	------	----

PENALTIES/YARDS	67/687	66/540
------------------------	--------	--------

FUMBLES/BALL LOST	23/14	24/13
--------------------------	-------	-------

TOUCHDOWNS	22	41
Rushing	9	15
Passing	7	19
Returns	6	7

SCORE BY PERIOD	Q1	Q2	Q3	Q4	OT	PTS
BILLS	46	57	26	70	0	199
OPPONENTS	64	104	87	112	0	367

SCORING	TD	Ru	Pa	Rt	K-PAT	FG	S	Pts
Alford	0	0	0	0	15/15	14/24	0	57
McDermott	4	3	1	0	0/0	*1	0	26
Cappadonna	3	1	2	0	0/0	*1	0	20
Anderson	3	2	0	1	0/0	0/0	0	18

Costa	2	1	1	0	0/0	0/0	0	12
Edgersen	2	0	0	2	0/0	0/0	0	12
Moses	2	0	2	0	0/0	0/0	0	12
Byrd	1	0	0	1	0/0	0/0	0	6
Clarke	1	0	0	1	0/0	0/0	0	6
Gregory	1	1	0	0	0/0	0/0	0	6
Janik	1	0	0	1	0/0	0/0	0	6
Leadbetter	1	0	1	0	0/0	0/0	0	6
Rutkowski	1	1	0	0	0/0	0/0	0	6
Mercer	0	0	0	0	4/4	0/4	0	4
Guidry	0	0	0	0	0/0	0/0	1	2
BILLS	22	9	7	6	19/19	14/28	1	199
OPP	41	15	19	7	39/40	28/46	3	377

*2-Pt. Conversions: BILLS 2-3, OPPONENTS 0-0

SACKS: McDole 5.5, Sestak 5.0, Stratton 4.5, Guidry 3.5, Dunaway 3.0, Jacobs 2.0, Saimes 2.0, Tatarek 2.0, Day 1.5, Janik 1.0, Schottenheimer 1.0
BILLS: 31.0
OPPONENTS: 39.0

RUSHING	No.	Yds	Avg	Long	TD
Anderson	147	525	3.6	45	2
Gregory	52	283	5.4	67	1
Cappadonna	73	272	3.7	33t	1
McDermott	47	102	2.2	17	3
Rutkowski	20	96	4.8	33	1
Lincoln	26	84	3.2	24	0
Masters	6	70	11.7	35	0
Brown	3	39	13.0	27	0
Stephenson	4	30	7.5	12	0
Costa	2	11	5.5	6t	1
Darragh	13	11	0.8	8	0
McGuire	1	6	6.0	6	0
Patrick	1	2	2.0	2	0
Moses	5	-4	-0.8	19	0
BILLS	400	1527	3.8	67	9
OPP	505	2021	4.0	--	15

RECEIVING	No.	Yds	Avg	Long	TD
Moses	42	633	15.1	55t	2
Trapp	24	235	9.8	27	0
Anderson	22	140	6.4	23	0
McDermott	20	115	5.8	37	1
Cappadonna	18	92	5.1	21t	2
Costa	15	172	11.5	27	1
Masters	8	101	12.6	21	0
Crockett	6	76	12.7	23	0
Gregory	5	21	4.2	8	0
Leadbetter	4	94	23.5	43	1
Rutkowski	1	27	27.0	27	0
Patrick	1	5	5.0	5	0
Lincoln	1	3	3.0	3	0
Bemiller	1	0	0.0	0	0
BILLS	168	1714	10.2	55t	7
OPP	143	2477	17.3	--	19

INTERCEPTIONS	No.	Yds	Avg	Long	TD
Byrd	6	78	12.7	53t	1
Janik	3	137	45.7	100t	1
Edgersen	4	100	25.0	45t	2
McDole	2	47	23.5	42	0
Saimes	2	36	18.0	19	0
Pitts	2	21	10.5	17	0
Schottenheimer	1	22	27.0	21	0
Guidry	1	21	21.0	21	0
Stratton	1	15	15.0	15	0
BILLS	22	475	21.6	100t	4
OPP	28	472	16.9	65	6

PUNTING	No.	Yds	Avg	Net	TB	In	Lg	B
Maguire	100	4175	41.8	35.1	7	24	61	1
BILLS	100	3471	41.8	35.1	7	24	61	1
OPP	75	2978	39.7	--	--	--	--	--

PUNT RETURNS	Ret	FC	Yds	Avg	Long	TD
Clarke	29	2	241	8.3	82t	1
Rutkowski	8	3	23	2.9	10	0
Trapp	5	0	26	5.2	11	0
Byrd	2	1	11	5.5	11	0
BILLS	44	6	301	6.8	82t	1
OPP	45	--	521	11.6	--	1

KICKOFF RETURNS	No.	Yds	Avg	Long	TD
Anderson	39	971	24.9	100t	1
Brown	12	274	22.8	32	0
Mitchell	5	98	19.6	24	0
Rutkowski	5	87	17.4	26	0
Costa	5	68	13.6	33	0
Leadbetter	0	18	18.0	18	0
McDermott	1	16	16.0	16	0
Maguire	1	5	5.0	5	0
Barber	1	0	0.0	0	0
BILLS	69	1537	22.3	100t	1
OPP	49	1062	21.7	--	0

FIELD GOALS	1-19	20-29	30-39	40-49	50+
Alford	4-4	5-5	2-5	1-8	1-2
Mercer	0-0	0-0	0-1	0-3	0-0
BILLS	4-4	5-5	2-6	1-11	1-2
OPP	11-11	7-8	9-12	1-10	0-5

Mercer: (42N,47B)(/)(43N,38B)
 Alford: (35G,41 G,37G)(/)53G,20G,36N(16G,11G)(45N)(32N)(22G)(25G,16G)(45N,45B,42N,18G)(41N,26G,52N,42N)(40N,28G,36G)
 OPPONENTS: (10G,28G,30G)(/)44N,22G,9G (11G,30B,39G,32N)(37N)(52B,51N,18G,12G,16G,15G)(41B)(39G,51N,20G,49N,16G) (39G,44B,22G,42N,19G) (26N,47B,32G,9G,32G,27G,35G,27G)(42N)(/)(42N,25N,42G,12G)(50N,39G,50N,47N,33G)

USUAL STARTERS	OFFENSE	DEFENSE	
FL	25 Haven Moses	LE	72 Ron McDole
LE	28 Richard Trapp	LT	78 Jim Dunaway
LT	77 Stew Barber	RT	70 Tom Sestak
LG	66 Billy Shaw	RE	89 Tom Day
C	50 Al Bemiller	LLB	59 Paul Guidry
RG	61 Bob Kalsu	MLB	64 Harry Jacobs
RT	62 Dick Cunningham	RLB	58 Mike Stratton
RE	82 Paul Costa	LCB	24 Booker Edgersen
FB	36 Bob Cappadonna	RCB	42 Butch Byrd
HB	22 Max Anderson	LS	26 George Saimes
QB	10 Dan Darragh	RS	27 Tom Janik

PASSING	Att	Cmp	Yds	Cmp%	Yds/Att	TD	TD%	Int	Int%	Long	Sack/Lost	Rating
Darragh	215	92	917	42.8	4.27	3	1.4	14	6.5	41	--	33.0
Rutkowski	100	41	380	41.0	3.80	0	0.0	6	6.0	37	--	27.1
Stephenson	79	29	364	36.7	4.61	4	5.1	7	8.9	55t	--	31.8
McDermott	3	2	35	66.7	11.67	0	0.0	0	0.0	27	--	106.3
Flores	5	3	15	60.0	3.00	0	0.0	1	20.0	12	--	25.0
Russell	2	1	3	50.0	1.50	0	0.0	0	0.0	3	--	56.3
Anderson	1	0	0	0.0	0.00	0	0.0	0	0.0	0	--	39.6
BILLS	405	168	1714	41.5	4.23	7	1.7	28	6.9	0	39/371	31.2
OPPONENTS	340	143	2477	42.1	7.29	19	5.6	22	6.5	55t	31/273	59.2

1969 SEASON STATISTICS

4-10 | T-3RD IN AFL EAST | HEAD COACH JOHN RAUCH



Date	W/L Score	Opponent	Attendance
9/14	L 19-33	NY Jets	46,165
9/21	L 3-17	Houston	40,146
9/28	W 41-28	Denver	40,302
10/5	L 14-28	at Houston	46,485
10/11	W 23-16	Boston	46,201
10/19	L 21-50	at Oakland	54,418
10/26	L 6-24	at Miami	39,837
11/2	L 7-29	Kansas City	45,844
11/9	L 6-16	at NY Jets	62,680
11/16	W 28-3	Miami	32,686
11/23	L 21-35	at Boston	25,584
11/30	W 16-13	Cincinnati	35,122
12/7	L 19-22	at Kansas City	47,112
12/14	L 6-45	at San Diego	47,582

	BUF	OPP
TOTAL FIRST DOWNS	224	236
Rushing	83	106
Passing	122	118
Penalty	19	12
3rd Down: Made/Att	—	—
3rd Down Pct.	—	—
4th Down: Made/Att	—	—
4th Down: Pct.	—	—

POSSESSION AVG.	—	—
------------------------	---	---

TOTAL NET YARDS	3867	4344
Avg per Game	276.2	310.3
Total Plays	868	852
Avg per Play	4.5	5.1

NET YARDS RUSHING	1522	1858
Avg per Game	108.7	132.7
Total Rushes	384	454

NET YARDS PASSING	2345	2476
Avg per Game	167.5	177.6
Sacked/Yards Lost	42/371	31/296
Gross Yards	2716	2772
Att./Completions	442/215	368/175
Completion Pct.	48.6	47.6
Had Intercepted	30	19

PUNTS/AVERAGE	78/44.5	62/42.7
----------------------	---------	---------

NET PUNTING AVG.	37.5	—
-------------------------	------	---

PENALTIES/YARDS	67/632	71/719
------------------------	--------	--------

FUMBLES/BALL LOST	35/21	25/19
--------------------------	-------	-------

TOUCHDOWNS	26	40
Rushing	7	17
Passing	17	21
Returns	2	2

SCORE BY PERIOD	Q1	Q2	Q3	Q4	OT	PTS
BILLS	46	47	77	60	0	230
OPPONENTS	84	106	52	117	0	359

SCORING	Td	Ru	Pa	Rt	K-PAT	FG	S	Pts
Alford	0	0	0	0	23/24	17/26	0	74
Moses	5	0	5	0	0/0	0/0	0	30
Briscoe	5	0	5	0	0/0	0/0	0	30
Simpson	5	2	3	0	0/0	0/0	0	30
Enyart	3	1	2	0	0/0	0/0	0	18
Patrick	3	3	0	0	0/0	0/0	0	18
Anderson	1	1	0	0	0/0	0/0	0	6
Byrd	1	0	0	1	0/0	0/0	0	6
Edgerson	1	0	0	1	0/0	0/0	0	6
Masters	1	0	1	0	0/0	0/0	0	6
Grate	1	0	1	0	0/0	0/0	0	6
BILLS	26	17	23	23	24	17/26	23	60
OPP	40	17	21	2	39/40	26/41	359	

2-Pt. Conversions: **BILLS** 0-2, **OPPONENTS** 0-0

SACKS: Tatarek 6.0, Stratton 5.5, McDole 5.0, McBath 3.0, Saimes 2.0, Chandler 1.0, Guidry 1.0, Harvey 1.0, Jacobs 1.0, Richardson 1.0, Dunaway 0.5, Others 4.0
BILLS: 31.0
OPPONENTS: 42.0

RUSHING	No.	Yds	Avg	Long	TD
Simpson	181	697	3.9	32	2
Patrick	83	361	4.3	72	3
Enyart	47	191	4.1	26	1
Kemp	37	124	3.4	13	0
Anderson	13	74	5.7	16	1
Harris	10	25	2.5	9	0
Ridlehuber	4	25	6.3	11	0
Darragh	6	14	2.3	8	0
Sherman	2	14	7.0	10	0
Masters	1	-3	-3.0	-3	0
BILLS	384	1522	4.0	72	7
OPP	454	1858	4.1	44†	17

RECEIVING	No.	Yds	Avg	Long	TD
Moses	39	752	19.3	55†	5
Patrick	35	229	6.5	19	0
Masters	33	387	11.7	31	1
Briscoe	32	532	16.6	50†	5
Simpson	30	343	11.4	55†	3
Enyart	19	186	9.8	32	2
Thornton	14	134	9.6	21	0
Anderson	7	65	9.3	22	0
Crockett	4	50	12.5	19	0
Grate	1	19	19.0	19†	1
James	1	19	19.0	19	0
BILLS	215	2716	12.6	55†	17
OPP	175	2772	15.8	62	21

INTERCEPTIONS	No.	Yds	Avg	Long	TD
Byrd	7	95	13.6	32	1
Saimes	3	47	15.7	28	0
Guidry	2	39	19.5	39	0
Pitts	2	40	20.0	38	0
Richardson	2	17	8.5	17	0
Jacobs	2	13	6.5	12	0
Edgerson	1	0	0.0	0	0
BILLS	19	251	13.2	39	1
OPP	30	449	15.0	51	2

PUNTING	No.	Yds	Avg	Net	TB	In	Lg	B
Maguire	78	3471	44.5	37.5	4	19	78	1
BILLS	78	3471	44.5	37.5	4	19	78	1
OPP	62	2647	42.7	—	—	—	57	—

PUNT RETURNS	Ret	FC	Yds	Avg	Long	TD
Anderson	19	4	142	7.5	30	0
Byrd	7	2	37	5.3	32	0
Reeves	2	2	3	1.5	3	0
Ridlehuber	1	0	3	3.0	3	0
James	1	0	2	2.0	2	0
Richardson	1	0	0	0.0	0	0
BILLS	31	8	187	6.0	32	0
OPP	45	—	466	10.4	—	—

KICKOFF RETURNS	No.	Yds	Avg	Long	TD
Thornton	30	749	25.0	58	0
Simpson	21	529	25.2	73	0
Anderson	4	86	21.5	28	0
Crawford	3	74	24.7	31	0
Collins	2	14	7.0	14	0
Enyart	1	12	12.0	12	0
Harvey	1	11	11.0	11	0
BILLS	62	1475	23.8	73	0
OPP	55	1322	24.0	—	—

FIELD GOALS	1-19	20-29	30-39	40-49	50+
Alford	5-6	7-10	4-5	1-5	0-0
BILLS	5-6	7-10	4-5	1-5	0-0
OPP	5-5	9-11	6-9	5-14	1-2

Alford: (35G, 10G)(14G)[39B, 27G, 30G](44N)
 (24G, 22G, 22G)(114G, 22N, 9G)(45N)(13B,
 28N, 43N, 20G, 29G)(1133G, 24G, 35G, 24B)
 (16G, 47N, 44G)(1)
 OPPONENTS: (9G, 26G, 41G, 45N, 21G)(21G, 23N)
 (30N)[54N, 44B, 40N, 45N](47N, 32G, 29N)
 (20G, 36G)(12G)(47G, 34G, 37G, 44G, 18G)
 (37G, 25G, 47N, 47G)(21G, 37N)(49N, 30N)
 (16G, 26G, 45N)(52G, 8G, 47G, 20G, 25G)(33G, 48N)

USUAL STARTERS

OFFENSE	
LT	77 Stew Barber
LG	66 Billy Shaw
C	50 Al Bemiller
RG	67 Briscoe O' Donnell
RT	79 Paul Costa
TE	87 Billy Masters
WR	25 Haven Moses
RB	30 Wayne Patrick
RB	32/33 OJ Simpson
QB	15 Jack Kemp
DEFENSE	
LE	72 Ron McDole
LT	78 Jim Dunaway
RT	71 Bob Tatarek
RE	76 Mike McBath
LLB	59 Paul Guidry (8)
	52 Edgar Chandler (6)
MLB	64 Harry Jacobs
RLB	58 Mike Stratton
LCB	24 Booker Edgerson
RCB	42 Butch Byrd
LS	48 John Pitts
RS	26 George Saimes (5)
	47 Pete Richardson (5)

PASSING	Att	Cmp	Yds	Cmp%	Yds/Att	TD	TD%	Int	Int%	Long	Sack/Lost	Rating
Kemp	344	170	1981	49.4	5.76	13	3.8	22	6.4	55†	21/187	53.2
Darragh	52	24	365	46.2	7.02	1	1.9	6	11.5	53	11/103	36.6
Harris	36	15	270	41.7	7.50	1	2.8	1	2.8	55	9/70	65.7
Flores	5	2	16	40.0	3.20	0	0.0	0	0.0	—	1/11	48.8
Sherman	2	2	20	100.0	10.00	1	50.0	0	0.0	19†	0/0	147.9
Ridlehuber	1	1	45	100.0	45.00	1	100.0	0	0.0	45†	0/0	158.3
Maguire	1	1	19	100.0	19.00	0	0.0	0	0.0	19	0/0	118.8
Briscoe	1	0	0	0.0	0.00	0	0.0	1	100.0	0	0/0	—
Anderson	1	0	0	0.0	0.00	0	0.0	0	0.0	0	0/0	39.6
BILLS	442	215	2716	48.6	6.14	17	3.8	30	6.8	55†	42/371	66.1
OPPONENTS	368	175	2772	47.6	7.53	21	5.7	19	5.2	62	31/296	70.6

1970 SEASON STATISTICS

3-10-1 | 4TH IN AFC EAST | HEAD COACH JOHN RAUCH



Date	W/L Score	Opponent	Attendance
9/20	L 10-25	Denver	34,882
9/27	L 0-19	Los Angeles	46,206
10/4	W 34-31	NY Jets	46,206
10/11	L 10-23	at Pittsburgh	42,140
10/18	L 14-33	Miami	41,312
10/25	W 10-6	at NY Jets	62,712
11/1	W 45-10	at Boston	31,148
11/8	L 14-43	Cincinnati	43,587
11/15	T 17-17	at Baltimore	60,240
11/22	L 13-31	at Chicago	41,015
11/29	L 10-14	Boston	31,427
12/6	L 6-20	at NY Giants	62,870
12/13	L 14-20	Baltimore	34,346
12/20	L 7-45	at Miami	70,990

BUF OPP

TOTAL FIRST DOWNS	203	213
Rushing	71	87
Passing	120	103
Penalty	12	23
3rd Down: Made/Att	—	—
3rd Down Pct.	—	—
4th Down: Made/Att	—	—
4th Down: Pct.	—	—

POSSESSION AVG.	—	—
TOTAL NET YARDS	3895	3806
Avg per Game	278.2	271.9
Total Plays	822	853
Avg per Play	4.7	4.5

NET YARDS RUSHING	1465	1718
Avg per Game	104.6	122.7
Total Rushes	367	484

NET YARDS PASSING	2430	2088
Avg per Game	173.6	149.1
Sacked/Yards Lost	53/486	31/246
Gross Yards	2916	2334
Att./Completions	402/213	338/157
Completion Pct.	53.0	46.4
Had Intercepted	26	11

PUNTS/AVERAGE	83/38.9	76/43.9
---------------	---------	---------

NET PUNTING AVG.	34.9	—
------------------	------	---

PENALTIES/YARDS	99/1108	73/814
-----------------	---------	--------

FUMBLES/BALL LOST	37/26	23/15
-------------------	-------	-------

TOUCHDOWNS	25	35
Rushing	8	16
Passing	13	15
Returns	4	4

SCORE BY PERIOD	Q1	Q2	Q3	Q4	OT	PTS
BILLS	54	70	21	59	0	204
OPPONENTS	67	96	84	90	0	337

SCORING	TD	R	Pa	Rt	K-PAT	FG	S	Pts
Guthrie	0	0	0	0	24/25	10/19	0	54
Briscoe	8	0	8	0	0/0	0/0	0	48
Simpson	6	5	0	1	0/0	0/0	0	36
Grate	2	0	2	0	0/0	0/0	0	12
Jones	2	1	0	1	0/0	0/0	0	12
Moses	2	0	2	0	0/0	0/0	0	12
Byrd	1	0	0	1	0/0	0/0	0	6
Chandler	1	0	0	1	0/0	0/0	0	6
Enyart	1	0	1	0	0/0	0/0	0	6
Pate	1	1	0	0	0/0	0/0	0	6
Patrick	1	1	0	0	0/0	0/0	0	6
BILLS	25	8	13	4	24/25	10/19	204	
OPP	35	16	15	4	35/35	30/46	337	

SACKS: Cowlings 5.0, Guidry 4.0, McDole 3.0, McBath 2.0, Dunaway 1.5, Stratton 1.5, Chandler 1.0, McCaffrey 1.0, Richardson 1.0, Tatarek 1.0, Others 10.0

BILLS: 31.0
OPPONENTS 53.0

RUSHING	No.	Yds	Avg	Long	TD
Simpson	120	488	4.1	56t	5
Patrick	66	259	3.9	20	1
Shaw	39	210	5.4	20	0
Enyart	58	196	3.4	17	0
Pate	46	162	3.5	18	1
Jones	31	113	3.6	17	1
Darragh	1	26	26.0	26	0
Briscoe	3	19	6.3	11	0
Harris	3	-8	-2.7	1	0
BILLS	367	1465	4.0	56t	8
OPP	484	1718	3.5	53	16

RECEIVING	No.	Yds	Avg	Long	TD
Briscoe	57	1036	18.2	48	8
Moses	39	726	18.6	45	2
Enyart	35	235	6.7	37t	1
Pate	19	103	5.4	21	0
Patrick	16	142	8.9	38	0
Denney	14	201	14.4	31	0
Simpson	10	139	13.9	36	0
Jones	8	89	11.1	34	0
Grate	7	147	21.0	32	2
Alexander	4	51	12.8	16	0
Moss	2	31	15.5	22	0
Glosson	2	16	8.0	14	0
BILLS	213	2916	13.7	48	13
OPP	157	2334	14.9	72t	15

INTERCEPTIONS	No.	Yds	Avg	Long	TD
Richardson	5	46	9.2	22	0
Byrd	4	63	15.8	33	1
Chandler	1	59	59.0	59t	1
Pitts	1	11	11.0	11	0
BILLS	11	179	16.3	59t	2
OPP	26	334	12.8	86	0

PUNTING	No.	Yds	Avg	Net	TB	In	Lg	B
Maguire	83	3228	38.9	34.9	2	13	58	1
BILLS	83	3228	38.9	34.9	2	13	58	1
OPP	76	3343	44.0	—	—	—	57	0

PUNT RETURNS	Ret	FC	Yds	Avg	Long	TD
Pharr	23	4	184	8.0	54	0
Hill	19	2	102	5.4	24	0
Allen	2	2	10	5.0	8	0
Alexander	1	1	2	2.0	2	0
BILLS	45	9	298	6.6	54	0
OPP	42	23	291	6.9	45	0

KICKOFF RETURNS	No.	Yds	Avg	Long	TD
Alexander	12	204	17.0	30	0
Hill	9	165	18.3	31	0
Simpson	7	333	47.6	95t	1
Jones	7	162	23.1	52t	1
Moss	6	131	21.8	56	0
Glosson	4	61	15.3	21	0
Enyart	3	60	20.0	22	0
Patrick	3	38	12.7	15	0
Collins	2	17	8.5	10	0
McCaffrey	2	15	7.5	8	0
Laster	2	8	4.0	8	0
Pate	1	21	21.0	21	0
Andrews	1	16	16.0	16	0
McBath	1	7	7.0	7	0
Pharr	1	6	6.0	6	0
Dunaway	1	0	0.0	0	0
BILLS	62	1244	20.1	95t	2
OPP	46	1112	24.2	95t	1

FIELD GOALS	1-19	20-29	30-39	40-49	50+
Guthrie	3-3	3-4	2-3	1-4	1-5
BILLS	3-3	3-4	2-3	1-4	1-5
OPP	4-4	8-9	9-15	9-16	0-2

Guthrie: (16G)() (10G,40G)(52G,39N)(42N) (52N,46N,9G)(20G,47N)(23B)(36G,55N)(50N) (37G)(23G,28G,51N)() ()
OPPONENTS: (40N,27G,48G,31G)(21G,19G,46G,40N,21G,34N)(22G,44N,46N,45N,32N,38N) (29G,49G,51N,42G)(46G,42G,47G,30G) (50N,29G,33G)(32G,34N)(22G,30G,13G,34G,43) (28N,37N,17G)(36N,37G)() (48N,43N,26G,15G) (32G,38G)(43G)

USUAL STARTERS

OFFENSE

WR	25	Haven Moses
LT	54	Howard Kindig (8)
	75	Art Laster (6)
LG	73	Richard Cheek
C	57	Frank Marchlewski
RG	67	Joe O' Donnell
RT	79	Paul Costa
TE	84	Austin Denney
WR	86	Marlin Briscoe
RB	30	Wayne Patrick
RB	32	OJ Simpson
QB	16	Dennis Shaw

DEFENSE

LE	72	Ron McDole
LT	78	Jim Dunaway
RT	65	Wadley Harvey
RE	82	Al Cowlings
LLB	59	Paul Guidry
MLB	52	Edgar Chandler
RLB	58	Mike Stratton
LCB	20	Robert James
RCB	42	Butch Byrd
LS	48	John Pitts
RS	47	Pete Richardson

PASSING	Att	Cmp	Yds	Cmp%	Yds/Att	TD	TD%	Int	Int%	Long	Sack/Lost	Rating
Shaw	321	178	2507	55.5	7.81	10	3.1	20	6.2	—	41/387	65.3
Harris	50	24	338	48.0	6.76	3	6.0	4	8.0	—	7/63	56.9
Darragh	29	11	71	37.9	2.45	0	0.0	2	6.9	—	5/36	17.5
Simpson	2	0	0	0.0	0.00	0	0.0	0	0.0	0	0/0	39.6
BILLS	402	213	2916	53.0	7.25	13	3.2	26	6.5	48	53/486	60.3
OPPONENTS	338	157	2334	46.4	6.91	15	4.4	11	3.3	72t	31/246	70.8

1971 SEASON STATISTICS

1-13 | 5TH IN AFC EAST | HEAD COACH HARVEY JOHNSON



Date	W/L Score	Opponent	Attendance
9/19	L 37-49	Dallas	46,206
9/26	L 14-29	Miami	45,139
10/3	L 0-19	at Minnesota	47,900
10/10	L 0-43	Baltimore	46,206
10/17	L 17-28	at NY Jets	61,498
10/23	L 3-20	at San Diego	49,261
10/31	L 23-28	St. Louis	40,040
11/7	L 0-34	at Miami	61,061
11/14	L 33-38	at New England	57,446
11/21	L 7-20	NY Jets	41,577
11/28	W 27-20	New England	27,166
12/5	L 0-24	at Baltimore	58,476
12/12	L 14-20	Houston	28,107
12/19	L 9-22	at Kansas City	48,121

	BUF	OPP
TOTAL FIRST DOWNS	185	250
Rushing	68	135
Passing	96	101
Penalty	21	14
3rd Down: Made/Att	—	—
3rd Down Pct.	—	—
4th Down: Made/Att	—	—
4th Down: Pct.	—	—

POSSESSION AVG.	—	—
------------------------	---	---

TOTAL NET YARDS	3326	4604
Avg per Game	237.6	328.9
Total Plays	770	895
Avg per Play	4.3	5.1

NET YARDS RUSHING	1337	2496
Avg per Game	95.5	178.3
Total Rushes	320	562

NET YARDS PASSING	1989	2108
Avg per Game	142.1	150.6
Sacked/Yards Lost	49/421	30/225
Gross Yards	2410	2333
Att./Completions	401/202	303/157
Completion Pct.	50.4	51.8
Had Intercepted	32	11

PUNTS/AVERAGE	75/40.9	66/39.0
----------------------	---------	---------

NET PUNTING AVG.	33.3	—
-------------------------	------	---

PENALTIES/YARDS	74/691	89/883
------------------------	--------	--------

FUMBLES/BALL LOST	33/16	17/11
--------------------------	-------	-------

TOUCHDOWNS	21	45
Rushing	6	21
Passing	12	20
Returns	3	4

SCORE BY PERIOD	Q1	Q2	Q3	Q4	OT	PTS
BILLS	38	62	43	41	0	184
OPPONENTS	82	110	83	119	0	394

SCORING	TD	R	Pa	Rt	K-PAT	FG	S	Pts
Leyboldt	0	0	0	12	12	9/15	0	39
Briscoe	5	0	5	0	0/0	0/0	0	30
Simpson	5	5	0	0	0/0	0/0	0	30
Guthrie	0	0	0	0	8/9	3/10	0	17
I. Hill	2	0	1	1	0/0	0/0	0	12
J.D. Hill	2	0	2	0	0/0	0/0	0	12
Moses	2	0	2	0	0/0	0/0	0	12
James	1	0	0	1	0/0	0/0	0	6
G. Jones	1	0	1	0	0/0	0/0	0	6
Koy	1	0	1	0	0/0	0/0	0	6
Patrick	1	1	0	0	0/0	0/0	0	6
Wyatt	1	0	0	1	0/0	0/0	0	6
E. Chandler	0	0	0	0	0/0	0/0	1	2
BILLS	21	6	12	3	20/21	12/25	1	184
OPP	45	21	20	4	45/45	25/38	3	94

SACKS: Cowlings 7.5, Snowden 5.5, Guidry 5.0, Tatarek 4.0, McBeth 2.0, Andrews 1.5, Dunaway 1.0, Gant 1.0, Richardson 1.0, Hurston 0.5, Team 1.0

BILLS: 30.0

OPPONENTS: 49.0

RUSHING	No.	Yds	Avg	Long	TD
Simpson	183	742	4.1	46t	5
Patrick	79	332	4.2	41	1
Braxton	21	84	4.0	14	0
Shaw	14	82	5.9	12	0
G. Jones	16	53	3.3	11	0
Harris	6	42	7.0	13	0
J.D. Hill	1	2	2.0	2	0
BILLS	320	1337	4.2	46t	6
OPP	562	2496	4.4	45t	21

RECEIVING	No.	Yds	Avg	Long	TD
Briscoe	44	603	13.7	75t	5
Patrick	36	327	9.1	62	0
Moses	23	470	20.4	73t	2
Simpson	21	162	7.7	38	0
Braxton	18	141	7.8	25	0
G. Jones	16	113	7.1	21	1
White	13	130	10.0	21	0
J.D. Hill	11	216	19.6	47t	2
Koy	10	133	13.3	22	1
B. Chandler	5	60	12.0	20	0
I. Hill	5	55	11.0	26t	1
BILLS	202	2410	11.9	75t	12
OPP	157	2333	14.9	80t	20

INTERCEPTIONS	No.	Yds	Avg	Long	TD
James	4	25	6.3	25	0
Pitts	2	12	6.0	12	0
Wyatt	1	30	30.0	30	0
E. Chandler	1	13	13.0	13	0
Guidry	1	13	13.0	13	0
Andrews	1	0	0.0	0	0
Richardson	1	0	0.0	0	0
BILLS	11	93	8.5	30	0
OPP	32	418	13.1	53	3

PUNTING	No.	Yds	Avg	Net	TB	In	Lg	B
S. Jones	72	2966	41.2	—	6	10	62	1
Chapple	3	101	33.7	—	0	0	47	0
BILLS	75	3067	40.9	33.3	6	10	62	1
OPP	66	2575	39.0	—	—	—	62	—

PUNT RETURNS	Ret	FC	Yds	Avg	Long	TD
I. Hill	14	2	133	9.5	68t	1
Wyatt	23	3	188	8.2	61t	1
Beamer	7	5	22	3.1	10	0
Allen	0	1	0	0.0	0	0
BILLS	44	11	343	7.8	68t	2
OPP	40	16	446	11.2	50	0

KICKOFF RETURNS	No.	Yds	Avg	Long	TD
Wyatt	30	762	25.4	39	0
Beamer	20	394	19.7	44	0
I. Hill	12	280	23.3	36	0
Braxton	5	90	18.0	28	0
Simpson	4	107	26.8	43	0
Kindig	2	16	8.0	8	0
G. Jones	1	24	24.0	24	0
BILLS	74	1673	22.6	44	0
OPP	42	971	23.1	60	0

FIELD GOALS	1-19	20-29	30-39	40-49	50+
Leyboldt	3-3	0-2	1-1	5-6	0-3
Guthrie	0-0	0-1	1-2	1-5	1-2
BILLS	3-3	0-3	2-3	6-11	1-5
OPP	7-7	3-5	4-11	11-14	0-1

Guthrie: (40G,49N)(44N)(49B)(49N)(51G)(35N,22B,36G,48N)

Leyboldt: () (50N)(17G,48G,17G,12G)(28N,40N)(49N,48G,41G)(22N,55B)() (45G,31G,49G)

OPPONENTS: () (15G,46G,13G,9G,48G,35B)(44B,40G)(42G,28G)(37N)(9G,10G)(34B)(48G,24G)(38G)(42N,33N,37G,31G)(40G,17G)(39N,37N,29N,13G)(44G,38N,44G,53N)(48G,23G,25N,48G,45G,47N,34G))

USUAL STARTERS

OFFENSE	
WR	25 Haven Moses
LT	62 Levert Carr (7)
	68 Willie Young (7)
LG	61 Jim Reilly
C	51 Bruce Jarvis
RG	67 Joe O' Donnell (7)
	62 Levert Carr (7)
RT	74 Donnie Green
TE	80 Jan White
WR	86 Marlin Briscoe
RB	30 Wayne Patrick
RB	32 OJ Simpson
QB	16 Dennis Shaw

DEFENSE	
IE	82 Al Cowlings
LT	78 Jim Dunaway
RT	71 Bob Tatarek
RE	75 Cal Snowden
LLB	59 Paul Guidry
MLB	52 Edgar Chandler
RLB	56 Al Andrews
LCB	20 Robert James
RCB	41 Alvin Wyatt
LS	48 John Pitts
RS	47 Pete Richardson (7)
	21 Jackie Allen (7)

PASSING	Att	Cmp	Yds	Cmp%	Yds/Att	TD	TD%	Int	Int%	Long	Sack/Lost	Rating
Shaw	291	149	1813	51.2	6.23	11	3.8	26	8.9	75t	33/276	46.1
Harris	103	51	512	49.5	4.97	1	1.0	6	5.8	62	16/145	43.0
Briscoe	2	1	36	50.0	18.00	0	0.0	0	0.0	36	0/0	95.8
Braxton	3	1	49	33.3	16.33	0	0.0	0	0.0	49	0/0	81.9
Simpson	2	0	0	0.0	—	0	0.0	0	0.0	0	0/0	39.6
BILLS	401	202	2410	50.4	6.01	12	3.0	32	8.0	75t	49/421	45.8
OPPONENTS	303	157	2333	51.8	7.70	20	6.6	11	3.6	80t	30/225	84.0

1972 SEASON STATISTICS

4-9-11 | 4TH IN AFC EAST | HEAD COACH LOU SABAN



Date	W/L Score	Opponent	Attendance
9/17	L 24-41	NY Jets	46,206
9/24	W 27-20	San Francisco	45,845
10/1	L 0-17	Baltimore	46,206
10/8	W 38-14	New England	41,749
10/15	L 16-28	at Oakland	53,501
10/22	L 23-24	at Miami	80,010
10/29	L 21-38	Pittsburgh	45,882
11/5	L 16-30	Miami	46,206
11/12	L 3-41	at NY Jets	62,853
11/19	W 27-24	at New England	60,999
11/26	L 10-27	at Cleveland	70,104
12/3	L 7-35	at Baltimore	55,390
12/10	T 21-21	Detroit	41,583
12/17	W 24-17	at Washington	53,039

	BUF	OPP
TOTAL FIRST DOWNS	221	249
Rushing	104	125
Passing	98	95
Penalty	19	29
3rd Down: Made/Att	69/198	78/186
3rd Down Pct.	34.5	41.9
4th Down: Made/Att	—	—
4th Down: Pct.	—	—

POSSESSION AVG. — —

	3733	4183
TOTAL NET YARDS		
Avg per Game	266.6	298.8
Total Plays	877	862
Avg per Play	4.3	4.9

	2132	2232
NET YARDS RUSHING		
Avg per Game	152.3	159.4
Total Rushes	512	532

	1601	1951
NET YARDS PASSING		
Avg per Game	114.4	139.4
Sacked/Yards Lost	49/411	22/197
Gross Yards	2012	2148
Att./Completions	316/164	308/131
Completion Pct.	51.9	42.5
Had Intercepted	24	23

PUNTS/AVERAGE 80/38.8 65/39.5

NET PUNTING AVG. 33.7 —

PENALTIES/YARDS 87/900 78/685

FUMBLES/BALL LOST 29/15 20/8

	30	47
TOUCHDOWNS		
Rushing	11	26
Passing	16	19
Returns	3	2

SCORE BY PERIOD	Q1	Q2	Q3	Q4	OT	PTS
BILLS	35	95	38	89	0	257
OPPONENTS	79	92	89	117	0	377

SCORING	TD	R	Pa	Rt	K-PAT	FG	S	Pts
Leyboldt	0	0	0	0	29/30	16/24	0	77
Braxton	6	5	1	0	0/0	0/0	0	36
Simpson	6	6	0	0	0/0	0/0	0	36
Hill	5	0	5	0	0/0	0/0	0	30
Chandler	5	0	5	0	0/0	0/0	0	30
White	2	0	2	0	0/0	0/0	0	12
Greene	1	0	0	1	0/0	0/0	0	6
Jackson	1	0	1	0	0/0	0/0	0	6
Lee	1	0	0	1	0/0	0/0	0	6
Moses	1	0	1	0	0/0	0/0	0	6
Patrick	1	0	1	0	0/0	0/0	0	6
Wyatt	1	0	0	1	0/0	0/0	0	6
BILLS	30	11	16	3	29/30	16/24	257	
OPP	47	26	19	2	47/47	16/27	377	

SACKS: Patulski 5.0, Cowlings 4.0, Croft 3.5, Guidry 3.0, Washington 2.5, Tyler 1.0, Wyatt 1.0, Greene 1.0, Lee 1.0
BILLS: 22.0
OPPONENTS: 49.0

RUSHING	No.	Yds	Avg	Long	TD
Simpson	292	1251	4.3	94t	6
Braxton	116	453	3.9	21	5
Patrick	35	130	3.7	9	0
Shaw	35	138	3.9	16	0
Jackson	17	57	3.4	15	0
Chandler	3	27	9.0	16	0
Hart	5	19	3.8	16	0
Taliaferro	5	19	3.8	14	0
Jones	2	18	9.0	10	0
Hill	1	11	11.0	11	0
Koy	1	9	9.0	9	0
BILLS	512	2132	4.2	94t	11
OPP	532	2232	4.2	33	26

RECEIVING	No.	Yds	Avg	Long	TD
Hill	52	754	14.5	58t	5
Chandler	33	528	16.0	43t	5
Simpson	27	198	7.3	25	0
Braxton	24	232	9.7	25	1
White	12	148	12.3	18	2
Patrick	8	42	5.3	10	1
Moses	3	60	20.0	25t	1
Jackson	2	21	10.5	13t	1
Harrison	1	16	16.0	16	0
Koy	1	9	9.0	9	0
Washington	1	4	4.0	4	0
BILLS	164	2012	12.3	58t	16
OPP	131	2148	16.4	63t	19

INTERCEPTIONS	No.	Yds	Avg	Long	TD
Lee	6	155	25.8	61	1
Tyler	4	61	15.3	27	0
Wyatt	4	52	13.0	49t	1
Greene	3	45	15.0	39t	1
Farley	1	42	42.0	42	0
Pitts	1	10	10.0	10	0
Washington	1	4	4.0	4	0
Guidry	1	0	0.0	0	0
James	1	0	0.0	0	0
Stratton	1	0	0.0	0	0
BILLS	23	369	16.0	61	3
OPP	24	205	8.5	36	1

PUNTING	No.	Yds	Avg	Net	TB	In	Lg	B
Jones	80	3104	38.8	33.7	4	15	67	1
BILLS	80	3104	38.8	33.7	4	15	67	1
OPP	65	2570	39.5	—	—	—	55	0

PUNT RETURNS	Ret	FC	Yds	Avg	Long	TD
Wyatt	11	5	85	7.7	27	0
Cole	7	6	35	5.0	12	0
Hill	4	1	24	6.0	12	0
Greene	2	4	18	9.0	9	0
Harrison	1	2	2	2.0	2	0
BILLS	25	18	164	6.6	27	0
OPP	39	16	329	8.4	65t	1

KICKOFF RETURNS	No.	Yds	Avg	Long	TD
Wyatt	17	432	25.4	43	0
Cole	16	415	25.9	51	0
Greene	15	378	25.2	66	0
Koy	5	63	12.6	25	0
Selfridge	3	36	12.0	16	0
Hill	2	32	16.0	26	0
Simpson	1	21	21.0	21	0
Braxton	1	12	12.0	12	0
BILLS	60	1389	23.2	66	0
OPP	29	643	22.2	82	0

FIELD GOALS	1-19	20-29	30-39	40-49	50+
Leyboldt	2-2	4-5	6-7	4-9	0-1
BILLS	2-2	4-5	6-7	4-9	0-1
OPP	3-3	4-4	6-9	2-10	1-1

Leyboldt: (48G)(32G, 22G, 35N)(42G)(11N)
 (47N, 32G, 31G, 22G)(35G, 34G, 45G)(47N)
 (27N, 28G)(9G)(44G, 45G)(38G)(51N)(43N, 41N)
 (23N)
 OPPONENTS: (35G, 11G)(47G, 35N, 20G)
 (43N, 30G, 30N, 45N)(1)(40N)(54G)(29G)
 (33G, 17G, 16G)(26G, 25G)(39N, 36G)(33G, 49G)
 (48N, 47N)(48N, 43N)(35G, 49N)

USUAL STARTERS

OFFENSE		
WR	40	J.D. Hill
LT	78	Dave Foley
LG	67	Reggie McKenzie
C	68	Remi Prudhomme
RG	69	Robert Penchion
RT	74	Donnie Green
TE	80	Jan White
WR	81	Bob Chandler
RB	34	Jim Braxton
RB	32	OJ Simpson
QB	16	Dennis Shaw

DEFENSE		
LE	85	Walt Patulski
LT	72	Don Croft
RT	77	Jerry Patton
RE	82	Al Cowlings
LLB	59	Paul Guidry
MLB	63	Dick Cunningham (7)
	56	Ken Lee (6)
RLB	58	Mike Stratton
LCB	20	Robert James
RCB	43	Tony Greene
LS	42	Maurice Tyler
RS	47	Leon Garror

PASSING	Att	Cmp	Yds	Cmp%	Yds/Att	TD	TD%	Int	Int%	Long	Sack/Lost	Rating
Shaw	258	136	1666	52.7	6.45	14	5.4	17	6.6	58t	37/320	63.5
Taliaferro	33	16	176	48.5	5.33	1	3.0	4	12.1	24	6/48	35.2
Hart	15	6	53	40.0	3.53	0	0.0	3	20.0	13	5/32	10.6
Simpson	8	5	113	62.5	14.13	1	12.5	0	0.0	34	1/11	145.8
Jones	2	1	4	50.0	2.00	0	0.0	0	0.0	4	0/0	56.3
BILLS	316	164	2012	51.9	6.37	16	5.1	24	7.6	58t	49/411	57.1
OPPONENTS	308	131	2148	42.5	6.97	19	6.2	23	7.5	63t	22/197	56.0

1973 SEASON STATISTICS

9-5 | 2ND IN AFC EAST | HEAD COACH LOU SABAN



Date	W/L Score	Opponent	Attendance
9/16	W 31-13	at New England	56,119
9/23	L 7-34	at San Diego	47,588
9/30	W 9-7	NY Jets	77,425
10/7	W 27-26	Philadelphia	72,364
10/14	W 31-13	Baltimore	78,875
10/21	L 6-27	at Miami	65,241
10/29	W 23-14	Kansas City	76,071
11/4	L 0-13	at New Orleans	74,770
11/11	L 13-16	Cincinnati	76,927
11/18	L 0-17	Miami	77,138
11/25	W 24-17	at Baltimore	52,250
12/2	W 17-6	at Atlanta	54,607
12/9	W 37-13	New England	72,470
12/16	W 34-14	at NY Jets	47,740

	BUF	OPP
TOTAL FIRST DOWNS	219	231
Rushing	152	101
Passing	60	112
Penalty	7	18
3rd Down: Made/Att	77/195	65/185
3rd Down Pct.	39.5	35.1
4th Down: Made/Att	—	—
4th Down: Pct.	—	—

POSSESSION AVG. — —

	BUF	OPP
TOTAL NET YARDS	4085	3915
Avg per Game	291.8	279.6
Total Plays	849	855
Avg per Play	4.8	4.6

	BUF	OPP
NET YARDS RUSHING	3088	1797
Avg per Game	220.6	128.4
Total Rushes	605	455

	BUF	OPP
NET YARDS PASSING	997	2118
Avg per Game	71.2	151.3
Sacked/Yards Lost	31/239	32/276
Gross Yards	1236	2394
Att./Completions	213/96	368/166
Completion Pct.	45.1	45.1
Had Intercepted	14	14

PUNTS/AVERAGE 66/40.3 63/39.8

NET PUNTING AVG. 34.7 —

PENALTIES/YARDS 75/744 53/485

FUMBLES/BALL LOST 27/13 30/19

	BUF	OPP
TOUCHDOWNS	28	25
Rushing	20	11
Passing	4	12
Returns	4	2

SCORE BY PERIOD	Q1	Q2	Q3	Q4	OT	PTS
BUF	64	71	61	63	0	259
OPPONENTS	58	84	38	50	0	230

SCORING	TD	R	Pa	Rt	K-PAT	FG	S	Pts
Leyboldt	0	0	0	27/27	21/30	0	90	
Simpson	12	12	0	0/0	0/0	0	72	
Braxton	4	4	0	0/0	0/0	0	24	
Chandler	3	0	3	0/1	0/0	0	19	
Watkins	3	2	1	0/0	0/0	0	18	
Ferguson	2	2	0	0/0	0/0	0	12	
Francis	2	0	2	0/0	0/0	0	12	
Cahill	1	0	0	1/0	0/0	0	6	
Harrison	1	0	0	1/0	0/0	0	6	
BILLS	28	20	4	4	28/28	21/30	259	
OPP	25	11	2	2	23/25	19/34	230	

SACKS: Edwards 8.5, Patulski 7.0, Patton 6.0, Kadish 3.5, Winans 2.0, Hagen 1.0, Lewis 1.0, Okoniewski 1.0, Skorupan 1.0, Others 1.0
BILLS: 32.0
OPPONENTS: 31.0

RUSHING	No.	Yds	Avg	Long	TD
Simpson	332	2003	6.0	80†	12
Braxton	108	494	4.6	36	4
Watkins	98	414	4.2	17	2
Ferguson	48	147	3.1	24	2
Van Valkenberg	2	20	10.0	12	0
Cornell	4	13	3.3	7	0
Steve Jones	3	9	3.0	7	0
Shaw	4	2	0.5	1	0
Spike Jones	1	0	0.0	0	0
Chandler	5	-14	-2.8	18	0
BILLS	605	3088	5.1	80†	20
OPP	455	1797	3.9	45	11

RECEIVING	No.	Yds	Avg	Long	TD
Chandler	30	427	14.2	37†	3
Hill	29	422	14.6	42	0
Watkins	12	86	7.2	20	1
Seymour	10	114	11.4	22	0
Braxton	6	101	16.8	37	0
Simpson	6	70	11.7	24	0
R. Jarvis	1	12	12.0	12	0
Van Valkenberg	1	7	7.0	7	0
Ferguson	1	-3	-3.0	-3	0
BILLS	96	1236	12.9	42	4
OPP	166	2394	14.5	64	12

INTERCEPTIONS	No.	Yds	Avg	Long	TD
Harrison	5	117	23.4	38	1
Cheyunski	3	31	10.3	31	0
Kellerman	2	23	11.5	19	0
Walker	1	22	22.0	22	0
Garror	1	0	0.0	0	0
Greene	1	0	0.0	0	0
James	1	0	0.0	0	0
Stone	0	31	—	31	0
BILLS	14	224	16.0	38	1
OPP	14	149	10.6	25	0

PUNTING	No.	Yds	Avg	Net	TB	In	Lg	B
Spike Jones	66	2660	40.3	34.7	3	15	62	0
BILLS	66	2660	40.3	34.7	3	15	62	0
OPP	63	2507	39.8	—	—	—	60	1

PUNT RETURNS	Ret	FC	Yds	Avg	Long	TD
Walker	25	4	210	8.4	23	0
Cahill	4	1	71	17.8	51†	1
Chandler	2	4	5	2.5	3	0
Hill	1	0	-9	-9.0	-9	0
BILLS	32	9	277	8.7	51†	1
OPP	34	19	312	9.2	72†	1

KICKOFF RETURNS	No.	Yds	Avg	Long	TD
Francis	23	687	29.9	101†	2
Cahill	2	42	21.0	24	0
Steve Jones	6	116	19.3	22	0
Watkins	1	18	18.0	18	0
R. Jarvis	5	84	16.8	25	0
Parker	1	16	16.0	16	0
Greene	1	7	7.0	7	0
Cornell	1	2	2.0	2	0
Branton	1	0	0.0	0	0
Van Valkenberg	1	0	0.0	0	0
BILLS	42	972	23.1	101†	2
OPP	44	934	21.2	101†	1

FIELD GOALS	1-19	20-29	30-39	40-49	50+
Leyboldt	7-7	3-5	5-6	4-8	2-4
BILLS	7-7	3-5	5-6	4-8	2-4
OPP	6-6	6-9	4-7	2-8	1-4

Leyboldt: (44N, 48G)(41N)(42N, 39N, 20G, 42G)(12G, 47G)(52G)(11G, 54N, 50G)(52N, 31G, 17G, 8G, 41N)(1)(21G, 39G)(23G)(36G, 25N, 20G, 45N)(34G, 34G, 19G)(12G, 11G)
 OPPONENTS: (53N)(49N, 23N)(39N)(51G, 22G, 14G, 54N, 19G, 26N)(19G, 22G)(28G, 47G)(1)(50N, 42G, 47N, 24G)(35G, 36G, 47N, 33G, 33N)(39G, 41N, 39N)(49N, 43N, 23N, 27G)(26G, 16G)(14G, 12G)(1)

USUAL STARTERS

OFFENSE		
WR	40	J.D. Hill
LT	78	Dave Foley
LG	67	Reggie McKenzie
C	51	Bruce Jarvis (8)
	53	Mike Montler (6)
RG	68	Joe DeLamielleure
RT	74	Donnie Green
TE	87	Paul Seymour
WR	81	Bob Chandler
RB	38	Larry Watkins
RB	32	OJ Simpson
QB	12	Joe Ferguson

DEFENSE		
LE	85	Walt Patulski
LT	77	Jerry Patton
RT	71	Mike Kadish
RE	73	Earl Edwards
LLB	55	John Skorupan
MLB	50	Jim Cheyunski
RLB	56	Richard Lewis
LCB	20	Robert James
RCB	28	Dwight Harrison
LS	24	Ernie Kellerman
RS	43	Tony Greene

PASSING	Att	Cmp	Yds	Cmp%	Yds/Att	TD	TD%	Int	Int%	Long	Sack/Lost	Rating
Ferguson	164	73	939	44.5	5.73	4	2.4	10	6.1	42	20/164	45.6
Shaw	46	22	300	47.8	6.52	0	0.0	4	8.7	40	11/75	32.8
Simpson	2	1	-3	50.0	-1.50	0	0.0	0	0.0	-3	0/0	56.3
Chandler	1	0	0	0.0	0.00	0	0.0	0	0.0	0	0/0	39.6
BILLS	213	96	1236	45.1	5.80	4	1.9	14	6.6	42	31/239	42.7
OPPONENTS	368	166	2394	45.1	6.51	12	3.3	14	3.8	64	32/276	62.0

1974 SEASON STATISTICS

9-5 | 2ND IN AFC EAST | HEAD COACH LOU SABAN



Date	W/L Score	Opponent	Attendance
9/16	W 21-20	Oakland	79,876
9/22	L 16-24	Miami	78,990
9/29	W 16-12	NY Jets	76,978
10/6	W 27-7	at Green Bay	56,267
10/13	W 27-14	at Baltimore	40,626
10/20	W 30-28	New England	78,935
10/27	W 16-6	Chicago	77,910
11/3	W 29-28	at New England	58,932
11/10	L 9-21	Houston	79,223
11/17	L 28-35	at Miami	69,313
11/24	W 15-10	at Cleveland	66,504
12/1	W 6-0	Baltimore	75,325
12/8	L 10-20	at NY Jets	32,805
12/15	L 14-19	at Los Angeles	84,324

AFC DIVISIONAL PLAYOFF
 12/22 L 14-32 at Pittsburgh 48,321

	BUF	OPP
TOTAL FIRST DOWNS	220	219
Rushing	118	96
Passing	85	97
Penalty	17	26
3rd Down: Made/Att	68/184	77/199
3rd Down Pct.	37.0	38.7
4th Down: Made/Att	—	—
4th Down: Pct.	—	—

	—	—
POSSESSION AVG.	—	—
TOTAL NET YARDS	3586	3474
Avg per Game	256.0	248.1
Total Plays	829	833
Avg per Play	4.3	4.2

	2094	1854
NET YARDS RUSHING	2094	1854
Avg per Game	149.9	132.4
Total Rushes	545	491

	1492	1611
NET YARDS PASSING	1492	1611
Avg per Game	106.6	115.7
Sacked/Yards Lost	33/236	32/287
Gross Yards	1728	1898
Att./Completions	251/128	311/146
Completion Pct.	51.0	46.9
Had Intercepted	15	20

	69/40.6	77/37.1
PUNTS/AVERAGE	69/40.6	77/37.1

	32.2	—
NET PUNTING AVG.	32.2	—

	79/706	63/592
PENALTIES/YARDS	79/706	63/592

	32/14	26/11
FUMBLES/BALL LOST	32/14	26/11

	30	32
TOUCHDOWNS	30	32
Rushing	11	19
Passing	14	11
Returns	5	2

SCORE BY PERIOD	Q1	Q2	Q3	Q4	OT	PTS
BILLS	53	84	37	90	0	264
OPP	28	64	77	75	0	244

SCORING	Td	Ru	Pa	Rt	K-PAT	FG	S	Pts
Leyboldt	0	0	0	0	25/29	19/33	0	82
Hill	6	0	6	0	0/0	0/0	0	36
Rashad	6	0	4	2	0/0	0/0	0	36
Braxton	4	4	0	0	0/0	0/0	0	24
Simpson	4	3	1	0	0/0	0/0	0	24
Ferguson	2	2	0	0	0/0	0/0	0	12
Washington	2	0	0	2	0/0	0/0	0	12
Watkins	2	2	0	0	0/0	0/0	0	12
Chandler	1	0	1	0	0/0	0/0	0	6
Craig	1	0	0	1	0/0	0/0	0	6
Kadish	0	0	0	0	0/0	0/0	1	2
BILLS	30	11	14	5	25/30	19/33	1	264
OPP	32	19	11	2	28/32	8/15	2	244

SACKS: Kadish 7.5, Edwards 6.5, Patulski 5.5, Costa 2.5, Allen 2.0, Cornell 2.0, Washington 1.5, Craig 1.5, Cheyunski 1.0, Team 2.0
BILLS: 33.0
OPPONENTS: 33.0

RUSHING	No.	Yds	Avg	Long	TD
Simpson	270	1125	4.2	41t	3
Braxton	146	543	3.7	21t	4
Watkins	41	170	4.1	13	2
Ferguson	54	111	2.1	15	2
Calhoun	21	88	4.2	15	0
Hayman	7	31	4.4	8	0
Marangi	4	20	5.0	16	0
Mosley	2	6	3.0	4	0
BILLS	545	2094	3.9	41t	11
OPP	490	1869	3.8	75t	19

RECEIVING	No.	Yds	Avg	Long	TD
Rashad	36	433	12.0	29	4
Hill	32	572	17.9	55t	6
Braxton	18	171	9.5	15	0
Seymour	15	246	16.4	40t	2
Simpson	15	189	12.6	29t	1
Chandler	7	88	12.6	21	1
Calhoun	2	10	5.0	7	0
Jenkins	1	12	12.0	12	0
Watkins	1	7	7.0	7	0
Green	1	0	0.0	0	0
BILLS	128	1728	13.5	55t	14
OPP	146	1898	13.0	54	11

INTERCEPTIONS	No.	Yds	Avg	Long	TD
Greene	9	157	17.4	38	0
James	3	13	4.3	8	0
Washington	2	72	36.0	72t	1
Craig	1	55	55.0	55t	1
Krakau	1	37	37.0	37	0
Lewis	1	33	33.0	33	0
Harrison	1	24	24.0	24	0
Allen	1	16	16.0	16	0
Cheyunski	1	6	6.0	6	0
BILLS	20	413	20.7	72t	2
OPP	15	183	12.2	67t	1

PUNTING	No.	Yds	Avg	Net	TB	In	Lg	B
Bateman	34	1494	43.9	—	2	8	66	0
Jones	35	1305	37.3	—	6	10	56	0
BILLS	69	2799	40.6	32.2	8	18	66	0
OPP	77	2856	37.1	—	—	—	60	0

PUNT RETURNS	Ret	FC	Yds	Avg	Long	TD
Walker	43	2	384	8.9	52	0
Cahill	10	1	62	6.2	15	0
Hayman	2	0	13	6.5	11	0
Kern	1	0	1	1.0	1	0
Greene	0	1	—	—	—	0
BILLS	56	4	460	8.2	52	0
OPP	45	0	416	9.2	48	0

KICKOFF RETURNS	No.	Yds	Avg	Long	TD
Francis	37	947	25.6	74	0
Calhoun	6	90	15.0	25	0
Cornell	3	45	15.0	20	0
Cahill	1	26	26.0	26	0
Walker	1	20	20.0	20	0
Craig	1	0	0.0	0	0
Rashad	1	0	0.0	0	0
BILLS	50	1128	22.6	74	0
OPP	58	1349	23.2	53	0

FIELD GOALS	1-19	20-29	30-39	40-49	50+
Leyboldt	0-0	8-10	6-9	5-12	0-2
BILLS	0-0	8-10	6-9	5-12	0-2
OPP	0-0	3-3	2-2	3-7	0-3

Leyboldt: (47N,46N)(22G,23N)(21G)(48N)
 (28G,29N,33G,35N)(35G)(47G,55N,36N,25G,36G)
 (45G,20G,46N,47G)(32G,28G,48N,22G)(40N,58N)
 (41G,42G)(20G,31G)(34N,40N,36G)(1)
OPPONENTS: (34G,41G,50N)(22G)(31G,40G)(47N)
 (42N)(1)(42G,28G)(47N,46N)(1)(54N)(21G)(52N)(1)(1)

USUAL STARTERS

OFFENSE		
WR	40	J.D. Hill
LT	78	Dave Foley
LG	67	Reggie McKenzie
C	53	Mike Montler
RG	68	Joe DeLamielleure
RT	74	Donnie Green
TE	87	Paul Seymour
WR	27	Ahmad Rashad
RB	34	Jim Braxton
RB	32	OJ Simpson
QB	12	Joe Ferguson

DEFENSE		
LE	85	Walt Patulski
LT	71	Mike Kadish
RT	73	Earl Edwards
RE	64	Dave Costa
LLB	86	Dave Washington (8)
	55	John Skorupan (6)
MLB	50	Jim Cheyunski
RLB	59	Doug Allen (8)
	56	Richard Lewis (6)
LCB	20	Robert James
RCB	28	Dwight Harrison
LS	42	Neal Craig
RS	43	Tony Greene

PASSING	Att	Cmp	Yds	Cmp%	Yds/Att	TD	TD%	Int	Int%	Long	Sack/Lost	Rating
Ferguson	232	119	1588	51.3	6.84	12	5.2	12	5.2	55t	32/235	69.0
Marangi	18	9	140	50.0	7.78	2	11.1	3	16.7	44t	1/1	73.6
Simpson	1	0	0	0.0	0.00	0	0.0	0	0.0	0	0/0	39.6
BILLS	251	128	1728	51.0	6.88	14	5.7	15	6.0	55t	33/236	67.3
OPPONENTS	311	146	1898	46.9	6.10	11	3.5	30	6.4	54	32/278	51.6

1975 SEASON STATISTICS

8-6 | 3RD IN AFC EAST | HEAD COACH LOU SABAN



Date	W/L Score	Opponent	Attendance
9/21	W 42-14	NY Jets	77,895
9/28	W 30-21	at Pittsburgh	49,348
10/5	W 38-14	Denver	79,864
10/12	W 38-31	at Baltimore	43,907
10/20	L 14-17	NY Giants	79,518
10/26	L 30-35	Miami	79,141
11/2	W 24-23	at NY Jets	58,343
11/9	L 35-42	Baltimore	77,320
11/17	L 24-33	at Cincinnati	56,666
11/23	W 45-31	New England	65,655
11/27	W 32-14	at St. Louis	41,899
12/7	L 21-31	at Miami	78,701
12/14	W 34-14	at New England	58,393
12/20	L 13-35	Minnesota	54,993

	BUF	OPP
TOTAL FIRST DOWNS	318	300
Rushing	162	124
Passing	132	151
Penalty	24	25
3rd Down: Made/Att	98/197	87/190
3rd Down Pct.	49.7	45.8
4th Down: Made/Att	—	—
4th Down: Pct.	—	—

POSSESSION AVG.	—	—
TOTAL NET YARDS	5467	5073
Avg per Game	390.5	362.4
Total Plays	964	940
Avg per Play	5.7	5.4

NET YARDS RUSHING	2974	1993
Avg per Game	212.4	142.4
Total Rushes	588	480

NET YARDS PASSING	2493	3080
Avg per Game	178.1	220.0
Sacked/Yards Lost	22/168	30/275
Gross Yards	2661	3355
Att./Completions	354/182	431/237
Completion Pct.	51.4	55.0
Had Intercepted	19	25

PUNTS/AVERAGE	61/41.6	59/40.7
----------------------	---------	---------

NET PUNTING AVG.	35.0	—
-------------------------	------	---

PENALTIES/YARDS	90/748	80/651
------------------------	--------	--------

FUMBLES/BALL LOST	24/15	42/20
--------------------------	-------	-------

TOUCHDOWNS	57	47
Rushing	26	21
Passing	28	25
Returns	3	1

SCORE BY PERIOD	Q1	Q2	Q3	Q4	OT	PTS
BILLS	97	121	112	90	0	420
OPPONENTS	65	132	62	96	0	355

SCORING	TD	R	Pa	Rt	K-PAT	FG	S	Pts
Simpson	23	16	7	0	0/0	0/0	0	138
Braxton	13	9	4	0	0/0	0/0	0	78
Leyboldt	0	0	0	0	51/57	9/16	0	78
Hill	7	0	7	0	0/0	0/0	0	42
Chandler	6	0	6	0	0/0	0/0	0	36
Gant	2	0	2	0	0/0	0/0	0	12
Ferguson	1	1	0	0	0/0	0/0	0	6
Freeman	1	0	0	1	0/0	0/0	0	6
Holland	1	0	1	0	0/0	0/0	0	6
Kadish	1	0	0	1	0/0	0/0	0	6
Seymour	1	0	0	1	0/0	0/0	0	6
Toomay	1	0	0	1	0/0	0/0	0	6
BILLS	57	26	28	3	51/57	9/16	420	
OPP	47	21	25	1	46/47	9/16	355	

SACKS: Toomay 6.0, Edwards 5.0, Kadish 4.0, Patulski 4.0, Croft 3.0, Skorupan 3.0, Winans 2.0, Cornell 1.5, Ruud 1.0, Yeates 0.5
BILLS: 30.0
OPP: 22.0

RUSHING	No.	Yds	Avg	Long	TD
Simpson	329	1817	5.5	88†	16
Braxton	186	823	4.4	29	9
Ferguson	23	82	3.6	17	1
Calhoun	19	80	4.2	11	0
Marangi	7	78	11.1	30	0
Washington	9	49	5.4	9	0
Hayman	10	30	3.0	7	0
Haslerig	2	9	4.5	7	0
Chandler	2	5	2.5	5	0
Hill	1	1	1.0	1	0
BILLS	588	2974	5.1	88†	26
OPP	480	1993	4.2	56	21

RECEIVING	No.	Yds	Avg	Long	TD
Chandler	55	746	13.6	35	6
Hill	36	667	18.5	77†	7
Simpson	28	426	15.2	64†	7
Braxton	26	282	10.8	32	4
Seymour	19	268	14.1	32	1
Gant	9	107	11.9	19†	2
Holland	7	144	20.6	63	1
Washington	2	21	10.5	15	0
BILLS	182	2661	14.6	77†	28
OPP	237	3355	14.2	89†	25

INTERCEPTIONS	No.	Yds	Avg	Long	TD
Harrison	8	99	12.4	40	0
Greene	6	81	13.5	37	0
Jones	3	13	4.3	13	0
Thomas	2	74	37.0	58	0
Freeman	2	44	22.0	30†	1
Toomay	1	44	44.0	44†	1
Ford	1	19	19.0	19	0
Krakau	1	2	2.0	2	0
Skorupan	1	0	0.0	0	0
BILLS	25	376	15.0	58	2
OPP	19	262	13.8	54	0

PUNTING	No.	Yds	Avg	Net	TB	In	Lg	B
Baiteman	61	2536	41.6	35.0	11	15	74	2
BILLS	61	2536	41.6	35.0	11	15	74	2
OPP	59	2399	40.7	—	—	—	71	0

PUNT RETURNS	Ret	FC	Yds	Avg	Long	TD
Hayman	25	8	216	8.6	30	0
Holland	7	5	53	7.6	13	0
Jones	1	1	9	9.0	9	0
BILLS	33	14	278	8.4	30	0
OPP	29	7	179	6.2	24	0

KICKOFF RETURNS	No.	Yds	Avg	Long	TD
Washington	35	923	26.4	59	0
Hayman	8	179	22.4	34	0
McKinney	6	151	25.2	37	0
Schnarr	4	80	20.0	27	0
Holland	4	67	16.8	25	0
Cornell	3	38	12.7	16	0
McKenzie	1	15	15.0	15	0
Ruud	1	4	4.0	4	0
BILLS	62	1457	23.5	59	0
OPP	64	1496	23.4	74	0

FIELD GOALS	1-19	20-29	30-39	40-49	50+
Leyboldt	0-1	1-1	5-6	3-7	0-1
BILLS	0-1	1-1	5-6	3-7	0-1
OPP	2-2	3-3	2-4	2-7	0-0

Leyboldt: () (37G)(39G)(44G)(19N,50N)(45G,45N)(40G)() (28G)(28G,43N)(47N,30G,33G) () (31N)(42N)
 OPPONENTS: () (42N)() (39N,19G)(40N,47N,37G) () (42G,41G,31G)() (37N,28G,18G)(42N,34G)(48N) (20G)() ()

USUAL STARTERS

OFFENSE	
WR	81 Bob Chandler
LT	78 Dave Foley
LG	67 Reggie McKenzie
C	53 Mike Montler
RG	68 Joe DeLamielleure
RT	74 Donnie Green
TE	87 Paul Seymour
WR	40 J.D. Hill
RB	34 Jim Braxton
RB	32 OJ Simpson
QB	12 Joe Ferguson

DEFENSE	
LE	85 Walt Patulski
LT	71 Mike Kadish
RT	73 Earl Edwards
RE	65 Pat Toomay
LLB	55 John Skorupan
MLB	52 Merv Krakau
RLB	30 Bo Cornell
LCB	43 Tony Greene
RCB	28 Dwight Harrison
LS	26 Ed Jones
RS	22 Steve Freeman

PASSING	Att	Cmp	Yds	Cmp%	Yds/Att	TD	TD%	Int	Int%	Long	Sack/Lost	Rating
Ferguson	321	169	2426	52.6	7.56	25	7.8	17	5.3	77†	20/153	81.4
Marangi	33	13	235	39.4	7.12	3	9.1	2	6.1	64†	2/15	69.5
BILLS	354	182	2661	51.4	7.52	28	7.9	19	5.4	77†	22/168	80.1
OPPONENTS	431	237	3355	55.0	7.78	25	5.8	25	5.8	89†	30/275	75.5

1976 SEASON STATISTICS

2-12 | 5TH IN AFC EAST | HEAD COACH LOU SABAN & JIM RINGO



Date	W/L Score	Opponent	Attendance
9/13	L 21-30	Miami	77,683
9/19	L 3-13	Houston	61,364
9/26	W 14-9	at Tampa Bay	44,505
10/3	W 50-17	Kansas City	51,909
10/10	L 14-17	at NY Jets	53,416
10/17	L 13-31	Baltimore	71,009
10/24	L 22-26	New England	45,144
10/31	L 14-19	NY Jets	41,285
11/7	L 10-20	at New England	61,157
11/15	L 10-17	at Dallas	51,779
11/21	L 13-34	San Diego	41,701
11/25	L 14-27	at Detroit	66,875
12/5	L 27-45	at Miami	43,475
12/12	L 20-58	at Baltimore	50,451

	BUF	OPP
TOTAL FIRST DOWNS	250	262
Rushing	135	128
Passing	102	110
Penalty	13	24
3rd Down: Made/Att	81/216	71/187
3rd Down Pct.	37.5	38.0
4th Down: Made/Att	—	—
4th Down: Pct.	—	—

	BUF	OPP
POSSESSION AVG.	—	—
TOTAL NET YARDS	4404	4730
Avg per Game	314.3	337.9
Total Plays	964	898
Avg per Play	4.6	5.3

	BUF	OPP
NET YARDS RUSHING	2566	2476
Avg per Game	183.3	176.9
Total Rushes	548	531

	BUF	OPP
NET YARDS PASSING	1838	2254
Avg per Game	131.3	161.0
Sacked/Yards Lost	33/246	28/210
Gross Yards	2084	2462
Att./Completions	383/156	337/163
Completion Pct.	40.7	48.4
Had Intercepted	17	19

	BUF	OPP
PUNTS/AVERAGE	87/42.3	72/38.5

	BUF	OPP
NET PUNTING AVG.	28.6	32.2

	BUF	OPP
PENALTIES/YARDS	91/797	92/704

	BUF	OPP
FUMBLES/BALL LOST	44/26	37/23

	BUF	OPP
TOUCHDOWNS	30	41
Rushing	11	19
Passing	16	18
Returns*	3	4

SCORE BY PERIOD	Q1	Q2	Q3	Q4	OT	PTS
BILLS	35	67	58	85	0	245
OPPONENTS	50	140	96	77	0	363

SCORING	TD	R	Pa	Rt	K-PAT	FG	S	Pts
Chandler	10	0	10	0	0/0	0/0	0	60
Jakowenko	0	0	0	0	21/24	12/17	0	57
Simpson	9	8	1	0	0/0	0/0	0	54
Gant	3	0	3	0	0/0	0/0	0	18
Holland	3	0	2	1	0/0	0/0	0	18
Marangi	2	2	0	0	0/0	0/0	0	12
Greene	1	0	0	1	0/0	0/0	0	6
Kinney	1	1	0	0	0/0	0/0	0	6
Moody	1	0	0	1	0/0	0/0	0	6
Ricardo	0	0	0	0	2/2	1/3	0	5
Leyoldt	0	0	0	0	3/3	0/3	0	3
BILLS	30	11	16	3	26/30	13/24	245	
OPP	41	19	18	4	39/41	26/30	363	

SACKS: Kadish 6.5, Williams 5.0, White 4.5, Smith 4.5, Krakau 3.0, Jilek 1.5, Jones 1.0, Nelson 1.0, Skorupan 1.0, Others 1.0
BILLS: 28.0
OPPONENTS: 33.0

RUSHING	No.	Yds	Avg	Long	TD
Simpson	290	1503	5.2	75†	8
Kinney	116	475	4.1	22	1
Marangi	39	230	5.9	21	2
Hooks	25	116	4.6	24	0
Ferguson	18	81	4.5	19	0
Washington	22	65	3.0	10	0
Ray	24	56	2.3	7	0
Powell	11	40	3.6	20	0
Braxton	1	0	0.0	0	0
Chandler	1	0	0.0	0	0
Edwards	1	0	0.0	0	0
BILLS	548	2566	4.7	75†	11
OPP	531	2476	4.7	59	19

RECEIVING	No.	Yds	Avg	Long	TD
Chandler	61	824	13.5	58†	10
Simpson	22	259	11.8	43	1
Seymour	16	169	10.6	22	0
Holland	15	299	19.9	58†	2
Kinney	14	78	5.6	15	0
Gant	12	263	21.9	39	3
Hooks	6	72	12.0	28	0
Washington	3	29	9.7	11	0
Ray	3	26	8.7	15	0
Edwards	2	53	26.5	46	0
Montler	1	6	6.0	6	0
Powell	1	6	6.0	6	0
BILLS	156	2084	13.4	58†	16
OPP	163	2462	15.2	53	18

INTERCEPTIONS	No.	Yds	Avg	Long	TD
Greene	5	135	27.0	101†	1
Moody	3	63	21.0	44	0
D. Jones	3	5	1.7	5	0
Jilek	2	33	16.5	28	0
Clark	2	21	10.5	21	0
Harrison	1	18	18.0	18	0
Skorupan	1	13	13.0	13	0
White	1	5	5.0	5	0
Krakau	1	0	0.0	0	0
BILLS	19	293	15.4	101†	1
OPP	17	246	14.5	40	0

PUNTING	No.	Yds	Avg	Net	Tb	In	Lg	B
Bateman	86	3678	42.7	28.6	14	17	78	1
BILLS	87	3678	42.3	28.6	14	17	78	0
OPP	72	2771	38.5	32.2	10	18	56	0

PUNT RETURNS	Ret	FC	Yds	Avg	Long	TD
Moody	16	8	166	10.4	67†	1
Hooks	11	3	45	4.1	12	0
Holland	4	2	11	2.8	8	0
Gaddis	1	0	6	6.0	6	0
Word	1	0	-8	-8.0	-8	0
BILLS	33	13	220	6.7	67†	1
OPP	46	2	378	19.1	89†	2

KICKOFF RETURNS	No.	Yds	Avg	Long	TD
Moody	26	605	23.3	41	0
Hooks	23	521	22.7	79	0
Powell	4	101	25.3	26	0
Holmes	4	90	22.5	26	0
Holland	4	62	15.5	19	0
Ruud	6	68	11.3	18	0
Washington	3	63	21.0	27	0
Word	2	36	18.0	19	0
Cornell	2	32	16.0	18	0
Gaddis	1	16	16.0	16	0
BILLS	75	1594	21.3	79	0
OPP	48	1204	25.1	74	0

FIELD GOALS	1-19	20-29	30-39	40-49	50+
Jakowenko	0-0	4-4	4-6	4-7	0-0
Ricardo	0-0	1-3	0-0	0-0	0-1
Leyoldt	0-0	0-0	0-3	0-0	0-0
BILLS	0-0	5-7	4-9	4-7	0-1
OPP	1-1	9-9	10-12	4-6	2-2

Jakowenko: (30G)(38N)(32G,44G)(46G,34N)
 (1)(31G)(44N,22G)(29G,42G)(41N,42N)(28G,49G)
 (28G)(24G)
 Ricardo: (1)(50N,27G,27N,20N)
 Leyoldt: (31N,39N,37N)
 OPPONENTS: (25G,30G,20G)(54G,44N,28G)
 (33G,24G,36N,19G)(33G)(37)(21G)(44G,32G)
 (20G,35G)(46G,33G)(31N,43N)(35G,45G)
 (22G,35G)(53G)(24G)(22G,36G)

USUAL STARTERS

OFFENSE		
WR	80	John Holland (7)
	88	Reuben Gant (6)
LT	78	Dave Foley
LG	67	Reggie McKenzie
C	53	Mike Montler
RG	68	Joe DeLamielleure
RT	74	Donnie Green
TE	87	Paul Seymour
WR	81	Bob Chandler
FB	36	Jeff Kinney
RB	32	OJ Simpson
QB	12	Joe Ferguson (7)
	17	Gary Marangi (7)

DEFENSE

LE	69	Ken Jones (7)
	77	Ben Williams (6)
LT	71	Mike Kadish
RT	79	Marty Smith
RE	83	Sherman White
LLB	55	John Skorupan
MLB	52	Merv Krakau
RLB	51	Dan Jilek
LCB	29	Mario Clark
RCB	28	Dwight Harrison
LS	24	Doug Jones
RS	43	Tony Greene

PASSING	Att	Cmp	Yds	Cmp%	Yds/Att	TD	TD%	Int	Int%	Long	Sack/Lost	Rating
Ferguson	151	74	1086	49.0	7.19	9	6.0	1	0.7	58†	11/80	90.0
Marangi	232	82	998	35.3	4.30	7	3.0	16	6.9	39	22/166	30.7
BILLS	383	156	2084	40.7	5.17	16	4.2	17	4.4	58†	33/246	54.0
OPPONENTS	337	163	2475	48.4	7.34	18	5.3	19	5.6	53	28/210	67.3

1977 SEASON STATISTICS

3-11 | T-4TH IN AFC EAST | HEAD COACH JIM RINGO



Date	W/L Score	Opponent	Attendance
9/18	L 0-13	Miami	76,097
9/25	L 6-26	at Denver	74,897
10/2	L 14-17	at Baltimore	49,247
10/9	L 19-24	NY Jets	32,046
10/16	W 3-0	Atlanta	27,348
10/23	L 16-27	Cleveland	60,905
10/30	L 17-56	at Seattle	61,180
11/6	W 24-14	at New England	60,263
11/13	L 13-31	Baltimore	39,444
11/20	L 7-20	New England	27,598
11/28	L 13-34	at Oakland	51,558
12/4	L 0-10	Washington	22,975
12/11	W 14-10	at NY Jets	31,929
12/17	L 14-31	at Miami	39,626

	BUF	OPP
TOTAL FIRST DOWNS	246	260
Rushing	93	134
Passing	141	98
Penalty	12	28
3rd Down: Made/Att	75/197	87/197
3rd Down Pct.	38.1	44.2
4th Down: Made/Att	—	—
4th Down: Pct.	—	—

POSSESSION AVG. — —

	BUF	OPP
TOTAL NET YARDS	4391	4453
Avg per Game	313.6	318.1
Total Plays	944	922
Avg per Play	4.7	4.8

	BUF	OPP
NET YARDS RUSHING	1861	2405
Avg per Game	132.9	171.8
Total Rushes	450	589

	BUF	OPP
NET YARDS PASSING	2530	2048
Avg per Game	180.7	146.3
Sacked/Yards Lost	36/273	17/165
Gross Yards	2803	2213
Att./Completions	458/221	316/155
Completion Pct.	48.3	49.1
Had Intercepted	24	21

PUNTS/AVERAGE 83/38.9 73/36.2

NET PUNTING AVG. 29.2 28.3

PENALTIES/YARDS 87/866 71/638

FUMBLES/BALL LOST 36/20 21/12

	BUF	OPP
TOUCHDOWNS	19	39
Rushing	3	21
Passing	12	17
Returns	4	1

SCORE BY PERIOD	Q1	Q2	Q3	Q4	OT	PTS
BILLS	41	39	33	47	0	160
OPPONENTS	57	113	81	62	0	313

SCORING	TD	R	Pa	Rt	K-PAT	FG	S	Pts
Long	0	0	0	0	13/14	7/11	0	34
Chandler	4	0	4	0	0/0	0/0	0	24
Kimbrough	3	0	2	1	0/0	0/0	0	18
Braxton	2	1	1	0	0/0	0/0	0	12
Ferguson	2	2	0	0	0/0	0/0	0	12
Gant	2	0	2	0	0/0	0/0	0	12
Piccone	2	0	2	0	0/0	0/0	0	12
O'Donoghue	0	0	0	0	4/5	2/6	0	10
Brown	1	0	1	0	0/0	0/0	0	6
Cornell	1	0	0	1	0/0	0/0	0	6
D. Jones	1	0	0	1	0/0	0/0	0	6
Moody	1	0	0	1	0/0	0/0	0	6
Greene	0	0	0	0	0/0	0/0	1	2
BILLS	19	3	12	4	17/19	9/17	1	160
OPP	39	21	17	1	37/39	14/21	3	313

SACKS: White 4.0, Kadish 3.5, Williams 3.5, Jilek 1.0, S. Nelson 1.0, Jones 1.0, Dokes 1.0, Krakau 1.0, Team 1.0
BILLS: 17.0
OPPONENTS: 36.0

RUSHING	No.	Yds	Avg	Long	TD
Simpson	126	557	4.4	39	0
Hooks	128	497	3.9	66	0
Braxton	113	372	3.3	12	1
Ferguson	41	279	6.8	41	2
Collier	31	116	3.7	15	0
Brown	8	34	4.3	9	0
Piccone	1	6	6.0	6	0
Bateman	1	0	0.0	0	0
Frankowiak	1	0	0.0	0	0
BILLS	450	1861	4.1	66	3
OPP	589	2405	4.1	60†	21

RECEIVING	No.	Yds	Avg	Long	TD
Chandler	60	745	12.4	31	4
Braxton	43	461	10.7	27	1
Gant	41	646	15.8	39	2
Piccone	17	240	14.1	25	2
Hooks	16	195	12.2	33	0
Simpson	16	138	8.6	18	0
Kimbrough	10	207	20.7	42	2
Holland	8	107	13.4	27	0
Brown	5	20	4.0	12†	1
Collier	3	23	7.7	11	0
Seymour	2	21	10.5	11	0
BILLS	221	2803	12.7	42	12
OPP	155	2213	14.3	67	17

INTERCEPTIONS	No.	Yds	Avg	Long	TD
Greene	9	144	16.0	47	0
Clark	7	151	21.6	43	0
D. Jones	2	30	15.0	24†	1
Harrison	2	0	0.0	0	0
Freeman	1	4	4.0	4	0
BILLS	21	329	15.7	47	1
OPP	24	326	13.6	49	0

PUNTING	No.	Yds	Avg	Net	TB	In	Lg	B
Bateman	81	3229	39.9	29.2	10	14	75	2
BILLS	83	3229	38.9	29.2	10	14	75	2
OPP	73	2646	36.2	28.3	10	16	61	—

PUNT RETURNS	Ret	FC	Yds	Avg	Long	TD
Moody	15	6	196	13.1	91†	1
Kimbrough	16	1	184	11.5	73†	1
Willis	1	0	0	0.0	0	0
Piccone	0	1	0	—	0	0
BILLS	32	9	380	11.9	91†	2
OPP	42	3	604	14.4	53	0

KICKOFF RETURNS	No.	Yds	Avg	Long	TD
Kimbrough	15	346	23.1	27	0
Moody	30	636	21.2	45	0
Piccone	4	89	22.3	26	0
Collier	4	55	13.8	19	0
Brown	3	66	22.0	34	0
Romes	1	18	18.0	18	0
B. Nelson	1	10	10.0	10	0
Dunstan	1	9	9.0	9	0
Frankowiak	1	9	9.0	9	0
BILLS	60	1238	20.6	45	0
OPP	40	814	19.9	93†	1

FIELD GOALS	1-19	20-29	30-39	40-49	50+
Long	0-0	2-2	2-3	3-6	0-0
O'Donoghue	0-0	1-2	1-2	0-1	0-1
BILLS	0-0	3-4	3-5	3-7	0-1
OPP	1-1	5-5	3-5	5-10	0-0

O'Donoghue: (50N,41N)() () (38N,24G)(30G,27N)
 Long: (41G)(25G)(30G)(45N,42N,26G,45G)
 () (33G,40G)(45N,37N)() ()
 OPPONENTS: (32G,37G)(48G,26G)(45G,44N)
 (45G)(44N)(41G,27G,29N)() () (22G,30N)
 (33G,44N,25G)(46N)(37N,19G)(25G)(48G)

USUAL STARTERS

OFFENSE

WR	89	Lou Piccone
LT	78	Dave Foley
LG	67	Reggie McKenzie
C	61	Willie Parker
RG	68	Joe DeLamielleure
RT	70	Joe Devlin
TE	87	Paul Seymour
WR	81	Bob Chandler
RB	34	Jim Braxton
RB	25	Roland Hooks (7)
	32	OJ Simpson (7)
QB	12	Joe Ferguson

DEFENSE

LE	77	Ben Williams
LT	71	Mike Kadish
RT	76	Bill Dunstan
RE	83	Sherman White
LLB	59	Shane Nelson
MLB	52	Merv Krakau
RLB	51	Dan Jilek
LCB	29	Mario Clark
RCB	28	Dwight Harrison
FS	43	Tony Greene
SS	24	Doug Jones

PASSING	Att	Cmp	Yds	Cmp%	Yds/Att	TD	TD%	Int	Int%	Long	Sack/Lost	Rating
Ferguson	457	221	2803	48.4	6.13	12	2.6	24	5.3	42	36/273	54.6
Simpson	1	0	0	0.0	0.00	0	0.0	0	0.0	0	0/0	39.6
BILLS	458	221	2803	48.3	6.13	12	2.6	24	5.2	42	36/273	54.8
OPPONENTS	316	155	2213	49.1	7.00	17	5.4	21	6.6	67	17/165	62.7

1978 SEASON STATISTICS

5-11 | T-4TH IN AFC EAST | HEAD COACH CHUCK KNOX



Date	W/L Score	Opponent	Attendance
9/3	L 17-28	Pittsburgh	64,147
9/10	L 20-21	NY Jets	40,985
9/17	L 24-31	at Miami	48,373
9/24	W 24-17	Baltimore	55,270
10/1	W 28-13	Kansas City	47,310
10/8	L 14-45	at NY Jets	44,545
10/15	L 10-17	at Houston	47,727
10/22	W 5-0	Cincinnati	47,754
10/29	L 20-41	at Cleveland	51,409
11/5	L 10-14	New England	44,897
11/12	L 24-25	Miami	48,623
11/19	L 10-31	at Tampa Bay	61,383
11/26	W 41-17	NY Giants	28,496
12/3	L 10-14	at Kansas City	25,781
12/10	L 24-26	at New England	59,598
12/17	W 21-14	at Baltimore	25,415

SCORING	TD	R	Pa	Rt	K-PAT	FG	S	Pts
Dempsey	0	0	0	0	36/39	10/13	0	62
Lewis	7	0	7	0	0/0	0/0	0	42
Miller	7	7	0	0	0/0	0/0	0	42
Brown	5	4	0	1	0/0	0/0	1	32
Chandler	5	0	5	0	0/0	0/0	0	30
Gant	5	0	5	0	0/0	0/0	0	30
Hooks	3	2	1	0	0/0	0/0	0	18
D. Johnson	2	2	0	0	0/0	0/0	0	12
Piccone	2	0	2	0	0/0	0/0	0	12
Moody	1	0	0	1	0/0	0/0	0	6
Romes	1	0	0	1	0/0	0/0	0	6
Walton	1	0	1	0	0/0	0/0	0	6
BILLS	39	15	21	3	36/39	10/13	1	302
OPP	46	23	20	3	43/46	11/21	1	354

SACKS: Hardison 5.0, Sanford 5.0, White 4.0,
Dokes 3.0, Williams 3.0, Graham 2.0
BILLS: 22.0
OPPONENTS: 30.0

RUSHING	No.	Yds	Avg	Long	TD
Miller	238	1060	4.5	60†	7
Brown	128	591	4.6	58†	4
Hooks	76	358	4.7	66	2
D. Johnson	55	222	4.0	30	2
Ferguson	27	76	2.8	12	0
Braxton	30	73	2.4	5	0
Gant	1	14	14.0	14	0
Jackson	1	-13	-13.0	-13	0
BILLS	556	2381	4.3	66	15
OPP	677	3228	4.8	71	23

RECEIVING	No.	Yds	Avg	Long	TD
Chandler	44	581	13.2	44	5
Lewis	41	735	17.9	92†	7
Gant	34	408	12.0	25	5
Miller	22	246	11.2	52	0
Brown	18	130	7.2	31	0
Hooks	15	110	7.3	21	1
D. Johnson	10	83	8.3	28	0
Piccone	7	71	10.1	15	2
Braxton	5	38	7.6	12	0
Walton	4	66	16.5	32†	1
Willis	2	41	20.5	23	0
Ferguson	1	-6	-6.0	-6	0
BILLS	203	2503	12.3	92†	21
OPP	167	2156	12.9	52	20

INTERCEPTIONS	No.	Yds	Avg	Long	TD
Clark	5	29	5.8	29	0
Nelson	3	69	23.0	40	0
Greene	3	56	18.7	29	0
Romes	2	95	47.5	85†	1
Sanford	1	41	41.0	41	0
BILLS	14	290	20.7	85†	1
OPP	17	219	12.9	40	1

PUNTING	No.	Yds	Avg	Net	TB	In	Lg	B
Jackson	87	3373	38.8	30.9	9	19	70	2
BILLS	89	3373	37.9	30.9	9	19	70	2
OPP	71	2588	36.5	30.3	3	17	65	1

PUNT RETURNS	Ret	FC	Yds	Avg	Long	TD
Moody	19	5	240	12.6	82†	1
Piccone	14	4	88	6.3	13	0
Levenseller	3	0	35	11.7	15	0
Hooks	3	0	12	4.0	11	0
Brown	1	0	0	0.0	0	0
BILLS	40	9	375	9.4	82†	1
OPP	48	8	442	9.2	82†	1

KICKOFF RETURNS	No.	Yds	Avg	Long	TD
Brown	17	428	25.2	102†	1
Moody	18	371	20.6	35	0
D. Johnson	10	204	20.4	41	0
Hooks	7	124	17.7	25	0
Franckowiak	5	60	12.0	19	0
Powell	3	53	17.7	25	0
Piccone	3	51	17.0	26	0
Miller	1	17	17.0	17	0
Hutchinson	1	8	8.0	8	0
Willis	1	0	0.0	0	0
BILLS	66	1316	19.9	102†	1
OPPONENTS	58	1182	20.4	46	0

FIELD GOALS 1-19 20-29 30-39 40-49 50+
Dempsey 0-0 5-5 4-5 1-3 0-0
BILLS 0-0 5-5 4-5 1-3 0-0
OPPONENTS 0-0 6-9 1-5 4-7 0-0

Dempsey: (32G) |(46G)|(41N,21G) |(| |(33G)
(43N,20G) |(21N)|(33G)|(37G)|(37N)|(22G)|(26G) |)
OPPONENTS: (49N) |(49G)|(21G)|(42G,27G,36N)
(38G)|(23N,43G) |(| |(48N)|(47G,24G)|(28G,38N)
(27G)|(21B,35N,23B)|(42N,21G)|(36N)

USUAL STARTERS

OFFENSE

WR	82	Frank Lewis
LT	72/73	Ken Jones
LG	67	Reggie McKenzie
C	61	Willie Parker
RG	68	Joe DeLamielleure
RT	70	Joe Devlin
TE	88	Reuben Gant
WR	81	Bob Chandler
FB	47	Curtis Brown
RB	40	Terry Miller
QB	12	Joe Ferguson

DEFENSE

LE	77	Ben Williams
LT	74	Dee Hardison
RT	85	Phil Dokes
RE	83	Sherman White
LLB	59	Shane Nelson
MLB	54/58	Randy McClanahan
RLB	57	Lucius Sanford
LCB	29	Mario Clark
RCB	26	Charles Romes
FS	43	Tony Greene

TOTAL FIRST DOWNS	BUF	OPP
Rushing	132	171
Passing	113	104
Penalty	29	30
3rd Down: Made/Att	88/213	98/209
3rd Down Pct.	41.3	46.9
4th Down: Made/Att	—	—
4th Down: Pct.	—	—

POSSESSION AVG.	—	—
TOTAL NET YARDS	4630	5188
Avg per Game	289.4	324.3
Total Plays	974	1016
Avg per Play	4.8	5.1

NET YARDS RUSHING	2381	3228
Avg per Game	148.8	201.8
Total Rushes	556	677

NET YARDS PASSING	2249	1960
Avg per Game	140.6	122.5
Sacked/Yards Lost	30/254	22/196
Gross Yards	2503	2156
Att./Completions	388/203	317/167
Completion Pct.	52.3	52.7
Had Intercepted	17	14

PUNTS/AVERAGE	89/37.9	71/36.5
---------------	---------	---------

NET PUNTING AVG.	30.9	30.3
------------------	------	------

PENALTIES/YARDS	120/1103	98/939
-----------------	----------	--------

FUMBLES/BALL LOST	34/17	27/16
-------------------	-------	-------

TOUCHDOWNS	39	46
Rushing	15	23
Passing	21	20
Returns	3	3

SCORE BY PERIOD	Q1	Q2	Q3	Q4	OT	PTS
BILLS	41	96	43	122	0	302
OPPONENTS	69	118	89	78	0	354

PASSING	Att	Cmp	Yds	Cmp%	Yds/Att	TD	TD%	Int	Int%	Long	Sack/Lost	Rating
Ferguson	330	175	2136	65.0	6.47	16	4.8	15	4.5	92†	29/243	70.5
Munson	43	24	328	55.8	7.62	4	9.3	2	4.7	43	0/0	91.8
Mays	15	4	39	26.7	2.60	1	6.7	0	0.0	19	1/11	61.9
BILLS	388	203	2503	52.3	6.45	21	5.4	17	4.4	92†	30/254	72.2
OPPONENTS	317	167	2156	52.7	6.80	20	6.3	14	4.4	52	22/196	77.0

1979 SEASON STATISTICS

7-9 | 4TH IN AFC EAST | HEAD COACH CHUCK KNOX



Date	W/L Score	Opponent	Attendance
9/2	L 7-9	Miami	69,441
9/9	W 51-24	Cincinnati	43,504
9/16	L 19-27	at San Diego	50,709
9/23	W 46-31	NY Jets	68,731
9/30	W 31-13	at Baltimore	31,904
10/7	L 0-7	Chicago	73,383
10/14	L 7-17	at Miami	45,597
10/21	L 13-14	Baltimore	50,581
10/28	W 20-17	at Detroit	61,911
11/4	L 6-26	New England	67,935
11/11	W 14-12	at NY Jets	50,647
11/18	W 19-12	Green Bay	39,679
11/25	W 16-13(OT)	at New England	60,991
12/2	L 16-19	Denver	37,886
12/9	L 3-10	at Minnesota	42,339
12/16	L 0-28	at Pittsburgh	48,002

	BUF	OPP
TOTAL FIRST DOWNS	252	273
Rushing	83	137
Passing	147	117
Penalty	22	19
3rd Down: Made/Att	93/224	98/233
3rd Down Pct.	41.5	42.1
4th Down: Made/Att	—	—
4th Down: Pct.	—	—

	BUF	OPP
POSSESSION AVG.	—	—
TOTAL NET YARDS	4837	5011
Avg per Game	302.3	313.2
Total Plays	982	1022
Avg per Play	4.9	4.9

	BUF	OPP
NET YARDS RUSHING	1621	2481
Avg per Game	101.3	155.1
Total Rushes	474	617

	BUF	OPP
NET YARDS PASSING	3216	2530
Avg per Game	201.0	158.1
Sacked/Yards Lost	43/387	23/183
Gross Yards	3603	2713
Att./Completions	465/241	382/193
Completion Pct.	51.8	50.5
Had Intercepted	15	24

	BUF	OPP
PUNTS/AVERAGE	96/38.2	92/38.2

	BUF	OPP
NET PUNTING AVG.	30.2	31.2

	BUF	OPP
PENALTIES/YARDS	104/887	106/788

	BUF	OPP
FUMBLES/BALL LOST	32/19	31/17

	BUF	OPP
TOUCHDOWNS	30	34
Rushing	11	18
Passing	14	14
Returns**	5	2

SCORE BY PERIOD	Q1	Q2	Q3	Q4	OT	PTS
BILLS	21	73	95	76	3	268
OPPONENTS	54	91	50	84	0	279

SCORING	TD	R	Pa	Rt	K-PAT	FG	S	Pts
Mike-Mayer	0	0	0	17	18	20/29	0	77
Hooks	6	6	0	0/0	0/0	0/0	0	36
Brown	4	1	3	0/0	0/0	0/0	0	24
Butler	4	0	4	0/0	0/0	0/0	0	24
Collier	2	2	0	0/0	0/0	0/0	0	12
Gant	2	0	2	0/0	0/0	0/0	0	12
Lewis	2	0	2	0/0	0/0	0/0	0	12
Piccone	2	0	2	0/0	0/0	0/0	0	12
Dempsey	0	0	0	8/11	1/4	0/1	0	11
Ferguson	1	1	0	0/0	0/0	0/0	0	6
Freeman	1	0	0	1/0	0/0	0/0	0	6
Miller	1	1	0	0/0	0/0	0/0	0	6
Robertson	1	0	0	1/0	0/0	0/0	0	6
Romes	1	0	0	1/0	0/0	0/0	0	6
Sanford	1	0	0	1/0	0/0	0/0	0	6
Shipp	1	0	0	1/0	0/0	0/0	0	6
Smerlas	1	0	0	1/0	0/0	0/0	0	6
BILLS	30	11	14	5	25/30	21/33	268	
OPP	34	18	14	2	27/34	16/31	279	

SACKS: White 5.5, Hardison 4.5, Kadish 3.0, Nelson 3.0, Hutchinson 2.0, Smerlas 2.0, Haslett 1.0, Robertson 1.0, Williams 1.0
BILLS: 23.0
OPPONENTS: 43.0

RUSHING	No.	Yds	Avg	Long	TD
Brown	172	574	3.3	25	1
Miller	139	484	3.5	75	1
Hooks	89	320	3.6	32†	6
Collier	34	130	3.8	22	2
Ferguson	22	68	3.1	15	1
Powell	10	29	2.9	9	0
Butler	2	13	6.5	12	0
D. Johnson	3	5	1.7	2	0
Mike-Mayer	1	4	4.0	4	0
Lewis	2	-6	-3.0	-1	0
BILLS	474	1621	3.4	75	11
OPP	617	2481	4.0	55†	18

RECEIVING	No.	Yds	Avg	Long	TD
Lewis	54	1082	20.0	55	2
Butler	48	834	17.4	75†	4
Brown	39	401	10.3	84†	3
Piccone	33	556	16.8	49	2
Hooks	26	254	9.8	42	0
Gant	19	245	12.9	22	2
Miller	10	111	11.1	52	0
Collier	7	43	6.1	19	0
Shipp	3	43	14.3	27	1
Fulton	2	34	17.0	18	0
BILLS	241	3603	15.0	84†	14
OPP	193	2713	14.1	73†	14

INTERCEPTIONS	No.	Yds	Avg	Long	TD
Nixon	6	81	13.5	43	0
Clark	5	95	19.0	36	0
Freeman	3	62	20.7	50†	1
Sanford	2	44	22.0	25	0
Robertson	2	29	14.5	23†	1
Haslett	2	15	7.5	11	0
D. Greene	1	21	21.0	21	0
Nelson	1	13	13.0	13	0
T. Greene	1	10	10.0	10	0
Romes	1	0	0.0	0	0
BILLS	24	370	15.4	50†	2
OPP	15	161	10.7	30	0

PUNTING	No.	Yds	Avg	Net	TB	In	Lg	B
Jackson	96	3671	38.2	30.2	11	14	60	0
BILLS	96	3671	38.2	30.2	11	14	60	0
OPP	92	3512	38.2	31.2	16	20	62	1

PUNT RETURNS	Ret	FC	Yds	Avg	Long	TD
Moody	38	10	318	8.4	32	0
Piccone	0	1	0	—	0	0
BILLS	38	11	318	8.4	32	0
OPP	61	9	555	9.1	86†	1

KICKOFF RETURNS	No.	Yds	Avg	Long	TD
Moody	27	556	20.6	35	0
Miller	8	160	20.0	24	0
Collier	7	129	18.4	27	0
Powell	6	97	16.2	22	0
Willis	4	92	23.0	33	0
Brown	3	42	14.0	22	0
Piccone	3	41	13.7	17	0
Keating	1	14	14.0	14	0
BILLS	59	1131	19.2	35	0
OPP	54	1142	21.1	51	0

FIELD GOALS	1-19	20-29	30-39	40-49	50+
Mike-Mayer	0-0	8-8	8-10	4-11	0-0
Dempsey	1-1	0-0	0-2	0-1	0-0
BILLS	1-1	8-8	8-12	4-12	0-0
OPP	0-0	5-8	9-14	2-8	0-1

Dempsey: {47N,34N}{18G,36N}()
 Mike-Mayer: {23G,29G}{41G}() {44N,40G,37G}{23G,42G}{39G,40G,37N,49N,40N}() {41N,37G,34G,31G,32G}{29G,26G,29G}{41N,28G,32G,34G}{43N,24G}{36B,46N}
 OPPONENTS: {34B,34G,37N}{24G}() {30G,37N}{26G,47N,33G}{28N,44N}{29G,34B}() {40G,44B}{48N,49N,33G,37G}() {25G,32G}{47G,40B,32G}{22N,23G,28N,32G}{31G}{52B,38N}

USUAL STARTERS

OFFENSE	WR	LT	LG	C	RG	RT	TE	WR	FB	RB	QB
Jerry Butler											
Ken Jones											
Reggie McKenzie											
Willie Parker											
Joe DeLamielleure											
Joe Devlin											
Reuben Gant											
Frank Lewis											
Curtis Brown											
Shipp Miller											
Joe Ferguson											

DEFENSE

LE	NT	RE	OLB	ILB	ILB	OLB	LCB	RCB	FS	SS
Ben Williams										
Mike Kadish										
Sherman White										
Isiah Robertson										
Jim Haslett										
Shane Nelson										
Lucius Sanford										
Mario Clark										
Charles Romes										
Tony Greene										
Steve Freeman										

PASSING	Att	Cmp	Yds	Cmp%	Yds/Att	TD	TD%	Int	Int%	Long	Sack/Lost	Rating
Ferguson	458	238	3572	52.0	7.80	14	3.1	15	3.3	84†	43/387	74.5
Munson	7	3	31	42.9	4.42	0	0.0	0	0.0	0	0/0	56.3
BILLS	465	241	3603	51.8	7.75	14	3.0	15	3.2	84†	43/387	74.5
OPPONENTS	382	193	2713	50.5	7.10	14	3.7	24	6.3	73†	23/183	59.8

1980 SEASON STATISTICS

11-5 | 1ST IN AFC EAST | HEAD COACH CHUCK KNOX



Date	W/L Score	Opponent	Attendance
9/7	W 17-7	Miami	79,598
9/14	W 20-10	NY Jets	65,315
9/21	W 35-26	at New Orleans	51,154
9/28	W 24-7	Oakland	77,259
10/5	W 26-24	at San Diego	51,982
10/12	L 12-17	Baltimore	73,634
10/19	L 14-17	at Miami	41,636
10/26	W 31-13	New England	75,092
11/2	L 14-30	Atlanta	45,959
11/9	W 31-24	at NY Jets	45,677
11/16	W 14-0	at Cincinnati	40,836
11/23	W 28-13	Pittsburgh	79,659
11/30	L 24-28	at Baltimore	36,184
12/7	W 10-7(O/T)	Los Angeles	77,133
12/14	L 2-24	at New England	58,324
12/21	W 18-13	at San Francisco	37,476

AFC DIVISIONAL PLAYOFF
 1/3 L 14-20 at San Diego 52,028

	BUF	OPP
TOTAL FIRST DOWNS	317	251
Rushing	134	109
Passing	157	120
Penalty	26	22
3rd Down: Made/Att	127/240	91/217
3rd Down Pct.	52.9	41.9
4th Down: Made/Att	—	—
4th Down: Pct.	—	—

POSSESSION AVG. — —

TOTAL NET YARDS	4972	4101
Avg per Game	310.8	256.3
Total Plays	1084	952
Avg per Play	4.6	4.3

NET YARDS RUSHING	2222	1819
Avg per Game	138.9	113.7
Total Rushes	603	486

NET YARDS PASSING	2750	2282
Avg per Game	171.9	142.6
Sacked/Yards Lost	20/186	33/279
Gross Yards	2936	2561
Att./Completions	461/262	433/240
Completion Pct.	56.8	55.4
Had Intercepted	19	24

PUNTS/AVERAGE 74/38.2 82/39.3

NET PUNTING AVG. 31.1 34.2

PENALTIES/YARDS 90/731 97/805

FUMBLES/BALL LOST 36/22 37/20

TOUCHDOWNS	40	31
Rushing	17	14
Passing	20	15
Returns**	3	2

SCORE BY PERIOD

	Q1	Q2	Q3	Q4	OT	PTS
BILLS	54	104	55	104	3	320
OPP	50	87	72	51	0	260

SCORING	TD	R	P	K	R-PAT	FG	S	Pts
Mike-Mayer	0	0	0	0	37/39	13/23	0	76
Cribbs	12	11	1	0	0/0	0/0	0	72
Butler	6	0	6	0	0/0	0/0	0	36
Lewis	6	0	6	0	0/0	0/0	0	36
Brammer	4	0	4	0	0/0	0/0	0	24
Brown	3	3	0	0	0/0	0/0	0	18
Leaks	3	2	1	0	0/0	0/0	0	18
Freeman	1	0	0	1	0/0	0/0	0	6
Gant	1	0	1	0	0/0	0/0	0	6
Hooks	1	1	0	0	0/0	0/0	0	6
Jessie	1	0	1	0	0/0	0/0	0	6
Nixon	1	0	0	1	0/0	0/0	0	6
Sanford	1	0	0	1	0/0	0/0	0	6
Johnson	0	0	0	0	0/0	0/0	1	2
Simpson	0	0	0	0	0/0	0/0	1	2
BILLS	40	17	20	3	37/40	13/23	2	320
OPP	31	14	15	2	29/31	15/20	2	260

SACKS: Williams 12.0, Smerlas 6.5, White 5.0, Sanford 3.0, Haslett 2.0, Robertson 1.5, Kadish1.0, Nelson 1.0, Clark 1.0
BILLS: 33.0
OPPONENTS: 20.0

RUSHING	No.	Yds	Avg	Long	TD
Cribbs	306	1185	3.9	48	11
Brown	153	559	3.7	34t	3
Leaks	67	219	3.3	15	2
Hooks	25	118	4.7	25	1
Ferguson	31	65	2.1	15	0
Miller	12	35	2.9	6	0
Manucci	3	29	9.7	17	0
Butler	1	18	18.0	18	0
Brammer	1	8	8.0	8	0
Humm	1	5	5.0	5	0
Jessie	1	-9	-9.0	-9	0
Cater	2	-10	-5.0	-1	0
BILLS	603	2222	3.7	48	17
OPP	486	1819	3.7	47	14

RECEIVING	No.	Yds	Avg	Long	TD
Butler	57	832	14.6	69	6
Cribbs	52	415	8.0	21t	1
Lewis	40	648	16.2	31t	6
Brown	27	137	5.1	20	0
Brammer	26	283	10.9	36	4
Hooks	23	179	7.8	26	0
Gant	12	181	15.1	48	1
Leaks	8	57	7.1	18	1
Piccone	7	82	11.7	16	0
Jessie	4	56	14.0	20	1
Ferguson	3	41	13.7	19	0
Miller	3	25	8.3	15	0
BILLS	262	2936	11.2	69	20
OPP	240	2561	10.7	56	15

INTERCEPTIONS	No.	Yds	Avg	Long	TD
Freeman	7	107	15.3	47t	1
Nixon	5	81	16.2	50t	1
Simpson	4	36	9.0	14	0
Romes	2	41	20.5	30	0
Robertson	2	39	19.5	39	0
Haslett	2	30	15.0	17	0
Clark	1	0	0.0	0	0
White	1	0	0.0	0	0
BILLS	24	334	13.9	50t	2
OPP	19	193	10.2	48t	1

PUNTING	No	Yds	Avg	Net TB	In	Lg B
Cater	73	2828	38.7	31.1	16	12 61 1
BILLS	74	2828	38.2	31.1	16	12 61 1
OPP	82	3226	39.3	34.2	8	21 61 1

PUNT RETURNS	Ret	FC	Yds	Avg	Long	TD
Cribbs	29	7	154	5.3	16	0
Hooks	8	2	90	11.3	17	0
Piccone	2	3	15	7.5	8	0
BILLS	39	12	259	6.6	17	0
OPP	34	6	204	6.0	21	0

KICKOFF RETURNS	No.	Yds	Avg	Long	TD
Miller	16	303	18.9	43	0
Brown	10	181	18.1	25	0
Owens	8	157	19.6	29	0
Hooks	7	109	15.6	35	0
Keating	3	38	12.7	16	0
Cribbs	2	39	19.5	20	0
Vogler	1	0	0.0	0	0
BILLS	47	827	17.6	43	0
OPP	52	1051	20.2	44	0

FIELD GOALS 1-19 20-29 30-39 40-49 50+
 Mike-Mayer 0-0 4-4 4-9 5-9 0-1
 BILLS 0-0 4-4 4-9 5-9 0-1
 OPP 0-0 5-5 3-6 6-8 1-1

Mike-Mayer: (40G)(47G,38G,47N)(51B)(30G)(48G,29G)(49G,20G)() (23G,39N)(37B)(30G,44N)(49N)() (35N,40G,47B)(38N,38N,30G)() (25G)
 OPPONENTS: () (44G)(45G,47G)() (29G,30N)(21G,35N,49N)(23G)(41G,32G)(28G,50G,44G)(33G)() (36G,42G)() (39N)(40N,27G)()

USUAL STARTERS

OFFENSE		
WR	80	Jerry Butler
LT	72	Ken Jones
LG	67	Reggie McKenzie
C	53	Will Grant
RG	69	Conrad Dobler
RT	70	Joe Devlin
TE	88	Reuben Gant
WR	82	Frank Lewis
FB	47	Curtis Brown
RB	20	Joe Cribbs
QB	12	Joe Ferguson

DEFENSE		
LE	77	Ben Williams
NT	76	Fred Smerlas
RE	83	Sherman White
OLB	57	Lucius Sanford
ILB	55	Jim Haslett
ILB	59	Shane Nelson
OLB	58	Isiah Robertson
LCB	29	Mario Clark
RCB	26	Charles Romes
FS	45	Bill Simpson
SS	22	Steve Freeman

PASSING	Att	Cmp	Yds	Cmp%	Yds/Att	TD	TD%	Int	Int%	Long	Sack/Lost	Rating
Ferguson	439	251	2805	57.2	6.39	20	4.6	18	4.1	69	13/129	74.6
Humm	14	4	39	28.6	2.79	0	0.0	1	7.1	19	2/9	10.0
Cater	1	1	15	100.0	15.00	0	0.0	0	0.0	15	0/0	118.8
Cribbs	1	1	13	100.0	13.00	0	0.0	0	0.0	13	0/0	118.8
Manucci	6	5	64	83.3	10.67	0	0.0	0	0.0	22	5/48	111.0
BILLS	461	262	2936	56.8	6.37	20	4.3	19	4.1	69	20/186	73.2
OPPONENTS	433	240	2561	55.4	5.91	15	3.5	24	5.5	56	33/279	61.6

1981 SEASON STATISTICS

10-6 | 3RD IN AFC EAST | HEAD COACH CHUCK KNOX



Date	W/L	Score	Opponent	Attendance
9/6	W	31-0	NY Jets	79,754
9/13	W	35-3	at Baltimore	44,950
9/17	L	14-20	Philadelphia	78,331
9/27	L	24-27 (OT)	at Cincinnati	46,418
10/4	W	23-17	Baltimore	77,811
10/12	W	31-21	Miami	78,576
10/18	L	14-33	at NY Jets	54,607
10/25	W	9-7	Denver	77,757
11/1	W	22-13	Cleveland	78,266
11/9	L	14-27	at Dallas	62,583
11/15	L	0-24	at St. Louis	46,214
11/22	W	20-17	New England	71,593
11/29	W	21-14	Washington	59,624
12/6	W	28-27	at San Diego	51,488
12/13	W	19-10	at New England	42,549
12/19	L	6-16	at Miami	72,956

AFC WILD CARD PLAYOFF GAME

12/27 W 31-27 at NY Jets 57,050

AFC DIVISIONAL PLAYOFF

1/3/81 L 21-28 at Cincinnati 55,420

	BUF	OPP
TOTAL FIRST DOWNS	315	298
Rushing	127	113
Passing	163	154
Penalty	25	31
3rd Down: Made/Att	94/217	72/218
3rd Down Pct.	43.3	33.0
4th Down: Made/Att	--	--
4th Down: Pct.	--	--

POSSESSION AVG. 30:24 29:36

TOTAL NET YARDS	5640	4945
Avg. per Game	352.5	309.1
Total Plays	1043	1037
Avg. per Play	5.4	4.8

NET YARDS RUSHING	2125	2075
Avg. per Game	132.8	129.7
Total Rushes	524	516

NET YARDS PASSING	3515	2870
Avg. per Game	219.7	179.4
Sacked/Yards Lost	16/146	47/373
Gross Yards	3661	3243
Att./Completions	503/253	474/267
Completion Pct.	50.3	56.3
Had Intercepted	20	19

PUNTS/AVERAGE 80/39.7 77/40.0

NET PUNTING AVG. 80/33.9 77/35.6

PENALTIES/YARDS 114/1001 93/690

FUMBLES/BALL LOST 33/18 38/17

TOUCHDOWNS	38	30
Rushing	13	7
Passing	25	21
Returns	0	2

SCORE BY PERIOD	Q1	Q2	Q3	Q4	OT	PTS
BILLS	78	124	66	43	0	311
OPPONENTS	44	81	67	81	3	276

SCORING	TD	Ru	Pa	Rt	K-PAT	FG	S	Pts
Mike-Mayer	0	0	0	0	37/37	14/24	0	79
Cribbs	10	37	0	0/0	0/0	0	0	60
Butler	8	0	8	0	0/0	0/0	0	48
Leaks	6	6	0	0/0	0/0	0	0	36
Hooks	5	3	2	0	0/0	0/0	0	30
Lewis	4	0	4	0	0/0	0/0	0	24
Brammer	2	0	2	0	0/0	0/0	0	12
Barnett	1	0	1	0	0/0	0/0	0	6
Brown	1	0	1	0	0/0	0/0	0	6
Ferguson	1	1	0	0	0/0	0/0	0	6
BILLS	38	13	25	0	37/38	14/24	2	311
OPP	30	7	2	2	30/30	22/26	0	276

SACKS: B. Williams 9.0, K. Johnson 8.0, White 8.0, Kush 5.5, Nelson 3.0, Robertson 2.5, Irvin 2.0, Nixon 2.0, Sanford 2.0, Smerlas 2.0, Clark 1.0, Simpson 1.0, Team 1.0
BILLS: 47-0
OPPONENTS: 16-0

RUSHING	No.	Yds	Avg	Long	TD
Cribbs	257	1097	4.3	35	3
Leaks	91	357	3.9	31	6
Hooks	51	250	4.9	19	3
Brown	62	226	3.6	13	0
McCutcheon	34	138	4.1	12	0
Ferguson	20	29	1.5	16	1
Riddick	3	29	9.7	12	0
Brammer	2	17	8.5	6	0
Butler	1	1	1	1	0
Robinson	1	-2	-	-2	0
Kush	1	-6	-	-6	0
Franklin	1	-11	-	-11	0
BILLS	524	2125	4.1	35	13
OPP	516	2075	4.0	29	7

RECEIVING	No.	Yds	Avg	Long	TD
Lewis	70	1244	17.8	33	4
Butler	55	842	15.3	67	8
Cribbs	40	603	15.1	65	7
Brammer	33	365	11.1	26	2
Jessie	15	200	13.3	44	0
Hooks	10	140	14.0	37	2
Leaks	7	51	7.3	13	0
Brown	7	46	6.6	10	1
Piccone	5	65	13.0	16	0
McCutcheon	5	40	8.0	17	0
Barnett	4	36	9.0	16	1
Franklin	2	29	14.5	16	0
BILLS	253	3661	14.5	67	25
OPP	267	3243	12.1	73	21

INTERCEPTIONS	No.	Yds	Avg	Long	TD
Clark	5	142	28.4	53	0
Romes	4	113	28.3	35	0
Simpson	4	42	10.5	42	0
Robertson	2	15	7.5	15	0
Kush	1	19	19.0	19	0
Bess	1	12	12.0	12	0
Nelson	1	9	9.0	9	0
Williams	1	0	-	0	0
BILLS	19	352	18.5	53	0
OPP	20	333	16.7	47	0

PUNTING	No.	Yds	Avg	TB	In	Lg	B
Cater	80	3175	39.7	12	16	71	0
BILLS	80	3175	39.7	12	16	71	0
OPP	77	3237	42.0	10	14	72	0

PUNT RETURNS	Ret	FC	Yds	Avg	Long	TD
Hooks	17	2	142	8.4	25	0
Piccone	9	2	57	6.3	13	0
Riddick	4	0	48	12.0	22	0
Franklin	5	3	45	9.0	15	0
BILLS	35	7	292	8.3	25	0
OPP	34	13	220	6.5	20	0

KICKOFF RETURNS	No.	Yds	Avg	Long	TD
Franklin	21	436	20.8	33	0
Riccio	14	257	18.4	25	0
Hooks	11	215	19.5	36	0
Brown	7	140	20.0	30	0
Piccone	2	31	15.5	16	0
Bess	1	6	6.0	6	0
Freeman	1	0	-	0	0
BILLS	57	1085	19.0	36	0
OPP	61	1268	20.8	90	1

FIELD GOALS	1-19	20-29	30-39	40-49	50+	TD
Mike-Mayer	0-0	4-6	5-7	5-10	0-1	0
BILLS	0-0	4-6	5-7	5-10	0-1	0
OPP	1-1	9-9	8-9	4-6	0-1	0

Mike-Mayer: (21G, 51N)(49N)(20N)(40G)
(43N, 34G, 44G, 45G)(37G)(47N)(41G, 46G, 36G)
() () () (28G, 42N, 23G, 38N)(39N)(40N)(29G)
(31G, 36G, 27N)
OPPONENTS: () (22G)(29G, 56N, 46G)(23G, 28G)(32G,) (24G, 29G, 39G, 22G)(43B)(36G, 39G)(47G, 31G)(35G, 48N)(43G, 35B)() (29G, 27G)(42G)(22G, 30G, 233G)

USUAL STARTERS

OFFENSE		
WR	80	Jerry Butler
LT	72	Ken Jones
LG	73	Jon Borchardt (8)
	67	Reggie McKenzie (6)
C	53	Will Grant
RG	69	Conrad Dabler
RT	70	Joe Devlin
TE	86	Mark Brammer
WR	82	Frank Lewis
FB	47	Curtis Brown
RB	20	Joe Cribbs
QB	12	Joe Ferguson

DEFENSE		
LE	77	Ben Williams
NT	76	Fred Smerlas
RE	83	Sherman White
OLB	57	Lucius Sanford
ILB	55	Jim Haslett
ILB	59	Shane Nelson
OLB	58	Isiah Robertson
LCB	29	Mario Clark
RCB	26	Charles Romes
FS	45	Bill Simpson
SS	22	Steve Freeman

PASSING	Att	Cmp	Yds	Cmp%	Yds/Att	TD	TD%	Int	Int%	Long	Sack/Lost	Rating
Ferguson	498	252	3652	50.6	7.33	24	4.8	20	4.0	67	15/137	74.1
Robinson	2	0	0	0.0	0.00	0	0.0	0	0.0	0	1/9	39.6
Cribbs	1	1	9	100.0	9.00	1	100.0	0	0.0	9	0/0	143.8
Leaks	1	0	0	0.0	0.00	0	0.0	0	0.0	0	0/0	39.6
Mike-Mayer	1	0	0	0.0	0.00	0	0.0	0	0.0	0	0/0	39.6
BILLS	503	253	3661	50.3	7.29	25	5.0	20	4.0	67	16/146	74.3
OPPONENTS	474	267	3243	56.3	6.84	21	4.4	19	4.2	73	47/373	74.7

1982 SEASON STATISTICS

4-5 | 4TH IN AFC EAST | HEAD COACH CHUCK KNOX



Date	W/L Score	Opponent	Attendance
9/12	W 14-9	Kansas City	79,383
9/16	W 23-22	Minnesota	77,753
9/26	C	at Houston	
10/3	C	New England	
10/10	C	at Baltimore	
10/18	C	at NY Jets	
10/24	C	Detroit	
10/31	C	at Denver	
11/7	C	NY Jets	
11/14	C	at New England	
11/21	L 7-9	Miami	52,945
11/28	W 20-0	Baltimore	33,985
12/5	L 21-33	at Green Bay+	46,655
12/12	W 13-0	Pittsburgh	58,391
12/19	L 23-24	at Tampa Bay	62,510
12/27	L 10-27	at Miami	73,924
1/2	L 19-30	at New England	36,218
+ at Milwaukee			
C - Canceled			

TOTAL FIRST DOWNS

	BUF	OPP
Rushing	83	64
Passing	84	72
Penalty	13	15
3rd Down: Made/Att	57/129	34/112
3rd Down Pct.	44.1	30.4
4th Down: Made/Att	8/13	5/8
4th Down: Pct.	61.5	62.5

POSSESSION AVG.

	BUF	OPP
Avg. per Game	325.2	259.3
Total Plays	604	536
Avg. per Play	4.9	4.4

NET YARDS RUSHING

	BUF	OPP
Avg. per Game	152.3	114.9
Total Rushes	319	268

NET YARDS PASSING

	BUF	OPP
Avg. per Game	172.9	144.4
Sacked/Yards Lost	12/115	12/82
Gross Yards	1671	1382
Att./Completions	273/149	256/114
Completion Pct.	54.6	44.5
Had Intercepted	17	13

PUNTS/AVERAGE

	BUF	OPP
	35/37.9	44/39.3

NET PUNTING AVG.

	BUF	OPP
	36.5	35.7

PENALTIES/YARDS

	BUF	OPP
	69/582	49/395

FUMBLES/BALL LOST

	BUF	OPP
	23/9	14/8

TOUCHDOWNS

	BUF	OPP
Rushing	9	6
Passing	8	8
Returns	1	1

SCORE BY PERIOD	Q1	Q2	Q3	Q4	OT	PTS
BILLS	26	68	19	37	0	150
OPPONENTS	14	57	36	47	0	154

SCORING

Td	Ru	Pa	Rt	K-PAT	FG	S	Pts	
Herrera	0	0	0	0	11/12	8/14	0	35
Leaks	5	5	0	0	0/0	0/0	0	30
Butler	4	0	4	0	0/0	0/0	0	24
Cribbs	3	3	0	0	0/0	0/0	0	18
Brammer	2	0	2	0	0/0	0/0	0	12
Ferguson	1	0	0	1	0/0	0/0	0	12
Lewis	2	0	2	0	0/0	0/0	0	12
Mike-Mayer	0	0	0	0	4/5	1/4	0	7
BILLS	18	9	8	1	15/17	9/18	0	150
OPP	15	6	8	1	14/15	16/20	1	154

SACKS: White 4.0, Williams 4.0, Smerlas 2.0,

Freeman 1.0, Simpson 1.0

BILLS: 12.0

OPPONENTS: 12.0

RUSHING

No.	Yds	Avg	Long	TD	
Cribbs	134	633	4.7	62	3
Leaks	97	405	4.2	17	5
Brown	41	187	4.6	19	0
Ferguson	16	46	2.9	13	1
Moore	16	38	2.4	9	0
Hooks	5	23	4.6	9	0
Koffler	2	21	10.5	12	0
Whittington	7	15	2.2	4	0
Holt	1	3	3.0	3	0
BILLS	319	1371	4.3	62	9
OPP	268	1034	3.9	30	6

RECEIVING

No.	Yds	Avg	Long	TD	
Lewis	28	443	15.8	39	2
Butler	26	336	12.9	47	4
Brammer	25	225	9.0	22	2
Cribbs	13	99	7.6	31	0
Leaks	13	91	7.0	12	0
Piccone	12	140	11.7	29	0
Mosley	9	96	10.7	31	0
Tuttle	7	107	15.3	26	0
Brown	6	38	6.3	28	0
Holt	4	45	11.3	23	0
Barnett	4	39	9.8	22	0
Haslett	1	4	4.0	4	0
Moore	1	8	8.0	8	0
BILLS	149	1671	11.2	47	8
OPP	114	1382	12.1	45	8

INTERCEPTIONS

No.	Yds	Avg	Long	TD	
Simpson	4	45	11.3	24	0
Freeman	3	27	9.0	14	0
B. Williams	1	20	20.0	20	0
Keating	1	14	14.0	14	0
Parrish	1	8	8.0	8	0
Romes	1	8	8.0	8	0
Robertson	1	0	0.0	0	0
Marve	1	0	0.0	0	0
BILLS	13	122	9.4	24	0
OPP	17	268	15.8	36	0

PUNTING

No.	Yds	Avg	Net	TB	In	Lg	B	
Tuten	35	1328	37.9	36.5	1	13	61	0
BILLS	35	1328	37.9	36.5	1	13	61	0
OPP	44	1730	39.3	35.7	2	11	61	0

PUNT RETURNS	Ret	FC	Yds	Avg	Long	TD
Mosley	11	5	61	5.5	16	0
Holt	10	0	45	4.5	21	0
Hooks	4	0	13	3.3	8	0
Simpson	1	0	0	0.0	0	0
Tuttle	0	1	0	—	0	0
BILLS	26	6	119	4.6	21	0
OPP	10	14	30	3.0	10	0

KICKOFF RETURNS

No.	Yds	Avg	Long	TD	
Mosley	18	487	27.1	66	0
Holt	7	156	22.3	37	0
Piccone	3	50	16.7	23	0
McKnight	3	34	11.3	17	0
Whittington	2	39	19.5	21	0
Brown	1	17	17.0	17	0
Keating	1	9	9.0	9	0
Roopenian	1	0	0.0	0	0
BILLS	36	792	22.0	66	0
OPP	34	604	17.8	32	0

FIELD GOALS

1-19	20-29	30-39	40-49	50+	
Herrera	2-2	0-1	2-4	4-7	0-0
Mike-Mayer	0-0	1-2	0-0	0-2	0-0
BILLS	2-2	1-3	2-4	4-9	0-0
OPP	0-0	4-5	6-6	6-7	0-2

Mike-Mayer: (48B,29N)(21G,43N)()
 Herrera: (47G,41G,34N)(26B,32N)(49N,48N,34G,19G)(49G)(33G,48N)(46G,25G)
 OPPONENTS: (39G,47G,42G,54N)(43G,42G)(42G,49G,21G,56N)() (33G,25G,22N,31G,32G)() (49N,27G)(35G,30G)(42G)

USUAL STARTERS

OFFENSE

WR	80	Jerry Butler
LT	72	Ken Jones
LG	67	Reggie McKenzie
C	53	Will Grant
RG	73	Jon Borchardt
RT	70	Joe Devlin
TE	86	Mark Brammer
WR	82	Frank Lewis
FB	48	Roosevelt Leaks
RB	20	Joe Cribbs
QB	12	Joe Ferguson

DEFENSE

LE	77	Ben Williams
NT	76	Fred Smerlas
RE	83	Sherman White
OLB	62	Ervin Parker
ILB	54	Eugene Marve
ILB	55	Jim Haslett
OLB	58	Isiah Robertson
LCB	29	Mario Clark
RCB	28	Charles Romes
FS	45	Bill Simpson
SS	22	Steve Freeman

PASSING

	Att	Cmp	Yds	Cmp%	Yds/Att	TD	TD%	Int	Int%	Long	Sack/Lost	Rating
Ferguson	264	144	1597	54.6	6.05	7	2.7	16	6.1	47	11/105	56.3
Robinson	8	5	74	62.5	9.25	1	12.5	0	0.0	31	1/10	132.0
Cribbs	1	0	0	0.0	0.00	0	0.0	1	100.0	0	0/0	—
BILLS	273	149	1671	54.6	6.12	8	3.0	17	6.2	47	12/115	57.3
OPPONENTS	256	114	1382	44.5	5.40	8	3.1	13	5.1	45	12/82	50.7

1983 SEASON STATISTICS

8-8 | T-2ND IN AFC EAST | HEAD COACH KAY STEPHENSON



Date	W/L Score	Opponent	Attendance
9/4	L 0-12	Miami	78,715
9/11	W 10-6	at Cincinnati	46,839
9/18	W 28-23	Baltimore	40,937
9/25	W 30-13	Houston	60,070
10/3	L 10-34	NY Jets	79,933
10/9	W 38-35 (OT)	at Miami	59,948
10/16	W 30-7	at Baltimore	38,565
10/23	L 0-31	New England	60,424
10/30	W 27-21	New Orleans	49,413
11/6	L 7-21	at New England	42,604
11/13	W 24-17	at NY Jets	48,513
11/20	L 24-27	LA Raiders	72,393
11/27	L 17-41	at LA Rams	48,246
12/4	W 14-9	at Kansas City	27,104
12/11	L 10-23	San Francisco	38,039
12/18	L 14-31	at Atlanta	31,015

TOTAL FIRST DOWNS	BUF	OPP
Rushing	309	332
Passing	100	148
Penalty	171	148
	38	36
3rd Down: Made/Att	71/212	81/221
3rd Down Pct.	33.5	36.7
4th Down: Made/Att	7/14	11/17
4th Down: Pct.	50.0	64.7

POSSESSION AVG.	28:24	31:36
TOTAL NET YARDS	4823	5809
Avg. per Game	301.4	363.1
Total Plays	1023	1078
Avg. per Play	4.7	5.4

NET YARDS RUSHING	1736	2503
Avg. per Game	108.5	156.4
Total Rushes	415	566

NET YARDS PASSING	3087	3306
Avg. per Game	192.9	206.6
Sacked/Yards Lost	37/351	32/247
Gross Yards	3438	3553
Att./Completions	571/317	480/286
Completion Pct.	55.5	59.6
Had Intercepted	28	13

PUNTS/AVERAGE	89/39.7	78/42.9
NET PUNTING AVG.	33.6	36.2

PENALTIES/YARDS	144/1094	128/1298
FUMBLES/BALL LOST	24/12	32/18

TOUCHDOWNS	36	39
Rushing	4	14
Passing	30	22
Returns	2	3

SCORE BY PERIOD	Q1	Q2	Q3	Q4	OT	PTS
BILLS	28	87	55	110	3	283
OPPONENTS	29	108	92	122	0	351

SCORING	TD	R	Pa	Rt	K-PAT	FG	S	Pts
Danelo	0	0	0	33/34	10/20	0	6	63
Cribbs	1	0	3	7	0/0	0/0	0	60
Franklin	4	0	4	0	0/0	0/0	0	24
Butler	3	0	3	0	0/0	0/0	0	18
Hunter	3	0	3	0	0/0	0/0	0	18
Lewis	3	0	3	0	0/0	0/0	0	18
Mosley	3	0	3	0	0/0	0/0	0	18
Tuttle	3	0	3	0	0/0	0/0	0	18
Brammer	2	0	2	0	0/0	0/0	0	12
Dawkins	1	0	1	0	0/0	0/0	0	6
Kennedy	1	0	1	0	0/0	0/0	0	6
Kilson	1	0	1	0	0/0	0/0	0	6
Leaks	1	1	0	0	0/0	0/0	0	6
Moore	1	0	1	0	0/0	0/0	0	6
Steinfurt	0	0	0	0	1/1	1/6	0	4
BILLS	36	4	30	2	34/36	11/26	283	
OPP	39	14	22	3	39/39	26/39	351	

SACKS: Williams 10.0, Smerlas 6.0, Talley 5.0, Parker 4.0, White 3.0, K. Johnson 2.0, Marve 2.0
BILLS: 32.0
OPPONENTS: 37.0

RUSHING	No.	Yds	Avg	Long	TD
Cribbs	263	1131	4.3	45	3
Moore	60	275	4.6	21	0
Leaks	58	157	2.7	12	1
Ferguson	20	88	4.4	19	0
Hunter	2	28	14.0	24	0
Koffler	4	25	6.3	11	0
Riddick	4	18	4.5	12	0
V. Williams	3	11	3.7	5	0
Franklin	1	3	3.0	3	0
BILLS	415	1736	4.2	45	4
OPP	566	2503	4.4	50	14

RECEIVING	No.	Yds	Avg	Long	TD
Cribbs	57	524	9.2	33t	7
Lewis	36	486	13.5	27t	3
Hunter	36	402	11.2	40t	3
Butler	36	385	10.7	25	3
Moore	34	199	5.9	21	1
Franklin	30	452	15.1	43t	4
Brammer	25	215	8.6	21	2
Tuttle	17	261	15.4	38	3
Mosley	14	180	12.9	35	3
Dawkins	11	123	11.2	28t	1
Barnett	10	94	9.4	14	0
Leaks	8	74	9.3	12	0
Riddick	3	43	14.3	24	0
BILLS	317	3438	10.8	43t	30
OPP	286	3553	12.4	72t	22

INTERCEPTIONS	No.	Yds	Avg	Long	TD
Freeman	3	40	13.3	29	0
C. Williams	3	6	2.0	4	0
Sanford	2	39	19.5	20	0
Romes	2	27	13.5	27	0
Keating	2	20	10.0	17	0
Kennedy	1	22	22.0	22t	1
BILLS	13	154	11.8	29	1
OPP	28	330	11.8	60t	2

PUNTING	No.	Yds	Avg	Net	TB	In	Lg	B
Cater	89	3533	39.7	33.6	7	24	60	0
BILLS	89	3533	39.7	33.6	7	24	60	0
OPP	78	3344	42.9	36.2	14	20	67	0

PUNT RETURNS	Ret	FC	Yds	Avg	Long	TD
Riddick	42	5	241	5.7	24	0
Hurley	1	0	0	0.0	0	0
V. Williams	1	0	0	0.0	0	0
BILLS	44	5	241	5.5	24	0
OPP	42	22	403	9.6	62	0

KICKOFF RETURNS	No.	Yds	Avg	Long	TD
V. Williams	22	494	22.5	60	0
Riddick	28	568	20.3	49	0
Mosley	9	236	26.2	33	0
B. Williams	3	56	18.7	23	0
Talley	2	9	4.5	5	0
BILLS	64	1363	21.3	60	0
OPP	53	949	17.9	43	0

FIELD GOALS	1-19	20-29	30-39	40-49	50+
Danelo	0-0	2-4	5-6	3-6	0-4
Steinfurt	0-0	1-1	0-2	0-3	0-0
BILLS	0-0	3-5	5-8	3-9	0-4
OPP	1-1	6-6	8-10	11-19	0-2

Steinfurt: (34B, 33N, 49N)(28G, 45N, 45N)
Danelo: (50N)(48G)(38G)(27N, 36G)
 (50N, 23G, 40G, 30G)(54N, 47N)(1)(24N)
 (30G)(48G)(52N, 20G)(1)(46B, 33G, 38N)(45N)
OPPONENTS: (33G, 23G, 36G, 50G)(40N, 30G,
 47G)(28G, 49G, 45G)(31G, 26G)(19G, 38N, 42G)
 (52N, 43N)(36N)(22G, 47N, 48N)(1)(46B)(52N,
 49N, 48G)(41G, 36G)(37G, 45B, 49G)(42N, 48G,
 25G, 42G)(37G, 29G, 45N, 30G)(40G)

USUAL STARTERS	WR	80	Jerry Butler
LT	72	Ken Jones	
LG	51	Jim Richter	
C	53	Will Grant	
RG	73	Jon Borchardt	
RT	63	Justin Cross	
TE	86	Mark Brammer	
WR	82	Frank Lewis	
FB	34	Booker Moore	
RB	20	Joe Cribbs	
QB	12	Joe Ferguson	

DEFENSE	LE	77	Ben Williams
NT	76	Fred Smerlas	
RE	83	Sherman White (8)	
	91	Ken Johnson (8)	
OLB	57	Lucius Sanford	
ILB	52	Chris Keating	
ILB	54	Eugene Marve	
OLB	62	Ervin Parker	
LCB	29	Mario Clark	
RCB	26	Charles Romes	
FS	22	Steve Freeman	
SS	21	Mike Kennedy	

PASSING	Att	Cmp	Yds	Cmp%	Yds/Att	TD	TD%	Int	Int%	Long	Sack/Lost	Rating
Ferguson	508	281	2995	55.3	5.89	26	5.1	25	4.9	43	27/266	69.3
Koffler	61	35	440	57.4	7.21	4	6.6	3	4.9	28	10/85	81.3
Cribbs	2	1	3	50.0	25.00	0	0.0	0	0.0	3	0/0	56.3
BILLS	571	317	3438	55.5	6.02	30	5.3	28	4.9	43	37/351	70.5
OPPONENTS	480	286	3553	59.6	7.40	22	4.6	13	2.7	72	32/247	86.6

1984 SEASON STATISTICS

2-14 | 5TH IN AFC EAST | HEAD COACH KAY STEPHENSON



Date	W/L Score	Opponent	Attendance
9/2	L 17-21	New England	48,528
9/9	L 7-37	at St. Louis	35,785
9/17	L 17-21	Miami	65,455
9/23	L 26-28	NY Jets	48,330
9/30	L 17-31	at Indianapolis	60,032
10/7	L 17-27	Philadelphia	37,555
10/14	L 28-31	at Seattle	59,034
10/21	L 7-37	Denver	31,204
10/28	L 7-38	at Miami	58,824
11/4	L 10-13	Cleveland	33,343
11/11	L 10-38	at New England	43,313
11/18	W 14-3	Dallas	74,391
11/25	L 14-41	at Washington	51,513
12/2	W 21-15	Indianapolis	20,693
12/8	L 17-21	at NY Jets	45,378
12/16	L 21-52	at Cincinnati	55,771

	BUF	OPP
TOTAL FIRST DOWNS	263	345
Rushing	98	134
Passing	149	186
Penalty	16	25
3rd Down: Made/Att	86/243	87/203
3rd Down Pct.	35.4	42.9
4th Down: Made/Att	11/26	7/10
4th Down: Pct.	42.3	70.0

POSSESSION AVG.	28:43	31:17
TOTAL NET YARDS	4341	5582
Avg. per Game	271.3	348.9
Total Plays	1046	1052
Avg. per Play	4.2	5.3

NET YARDS RUSHING	1643	2106
Avg. per Game	102.7	131.6
Total Rushes	398	531

NET YARDS PASSING	2968	3476
Avg. per Game	168.6	217.3
Sacked/Yards Lost	60/554	26/191
Gross Yards	3252	3667
Att./Completions	588/298	495/300
Completion Pct.	50.7	60.6
Had Intercepted	30	16

PUNTS/AVERAGE	90/41.1	72/39.1
----------------------	---------	---------

NET PUNTING AVG.	32.7	32.2
-------------------------	------	------

PENALTIES/YARDS	121/997	87/734
------------------------	---------	--------

FUMBLES/BALL LOST	31/14	36/21
--------------------------	-------	-------

TOUCHDOWNS	31	56
Rushing	9	19
Passing	18	32
Returns	4	5

SCORE BY PERIOD	Q1	Q2	Q3	Q4	OT	PTS
BILLS	66	57	64	63	0	250
OPPONENTS	113	148	72	121	0	454

SCORING	TD	Ru	Pa	Rt	K-PAT	FG	S	Pts
Bell	8	7	1	0	0/0	0/0	0	48
Denndarr	7	0	7	0	0/0	0/0	0	42
Danelo	0	0	0	17/17	8/16	0	0	41
Franklin	4	0	4	0	0/0	0/0	0	24
Nelson	0	0	0	0	14/14	3/5	0	23
Dawkins	2	0	2	0	0/0	0/0	0	12
Hunter	2	0	2	0	0/0	0/0	0	12
Brookins	1	0	1	0	0/0	0/0	0	6
David	1	0	0	1	0/0	0/0	0	6
Dufek	1	1	0	0	0/0	0/0	0	6
Keating	1	0	0	1	0/0	0/0	0	6
Neal	1	1	0	0	0/0	0/0	0	6
Sanford	1	0	0	1	0/0	0/0	0	6
V. Williams	1	0	1	0	0/0	0/0	0	6
Wilson	1	0	0	1	0/0	0/0	0	6
BILLS	31	9	18	4	31/31	11/21		250
OPP	56	19	32	5	56/56	20/28		454

SACKS: Talley 5.0, Johnson 3.5, Haslett 3.5, McNamee 3.0, Williams 2.0, Smerlas 2.0, Freeman 2.0, Kush 2.0, Keating 2.0, David 1.0
BILLS: 26.0
OPPONENTS: 60.0

RUSHING	No.	Yds	Avg	Long	TD
Bell	262	1100	4.2	85	7
Neal	49	175	3.6	10	1
Ferguson	19	102	5.4	20	0
Moore	24	84	3.5	21	0
Koffler	10	80	8.0	19	0
V. Williams	18	51	2.8	7	0
Brookins	2	27	13.5	16	0
Dufek	9	22	2.4	13	1
Hunter	1	6	6.0	6	0
Riddick	3	3	1.0	6	0
Franklin	1	-7	-7.0	-7	0
BILLS	398	1643	4.1	85	9
OPP	531	2106	4.0	31†	19

RECEIVING	No.	Yds	Avg	Long	TD
Franklin	69	862	12.5	64†	4
Bell	34	277	8.1	37	1
Hunter	33	331	10.0	30	2
Moore	33	172	5.2	14	0
Denndarr	30	417	13.9	68†	7
Riddick	23	276	12.0	38	0
Dawkins	21	295	14.0	37†	2
Brookins	18	318	17.7	70†	1
Neal	9	76	8.4	18	0
Barnett	8	67	8.4	18	0
Brammer	7	49	7.0	12	0
V. Williams	5	46	9.2	32	1
Mosley	4	38	9.5	17	0
White	4	28	7.0	11	0
BILLS	298	3252	10.9	70†	18
OPP	300	3667	12.2	65†	32

INTERCEPTIONS	No.	Yds	Avg	Long	TD
Romes	5	130	26.0	55	0
Freeman	3	45	15.0	45	0
Carpenter	3	11	3.7	11	0
Smerlas	1	25	25.0	25	0
Kush	1	15	15.0	15	0
L. Smith	1	7	7.0	7	0
Bellinger	1	0	0.0	0	0
Talley	1	0	0.0	0	0
BILLS	16	233	14.6	55	0
OPPONENTS	30	416	13.9	59†	4

PUNTING	No.	Yds	Avg	Net	TB	In	Log	B
Kidd	88	3696	42.0	32.7	8	16	63	2
BILLS	90	3696	41.1	32.7	8	16	63	2
OPP	72	2812	39.1	32.2	10	22	69	1

PUNT RETURNS	Ret	FC	Yds	Avg	Long	TD
Wilson	33	8	297	9.0	65†	1
BILLS	33	8	297	9.0	65†	1
OPP	52	10	597	11.5	39	0

KICKOFF RETURNS	No.	Yds	Avg	Long	TD
V. Williams	39	820	21.0	65	0
Wilson	34	576	16.9	36	0
Bell	1	15	15.0	15	0
David	1	6	6.0	6	0
White	1	5	5.0	5	0
BILLS	76	1422	18.7	65	0
OPP	44	958	21.8	59	0

FIELD GOALS 1-19 20-29 30-39 40-49 50-59
 Nelson 0-0 0-0 1-2 2-3 0-0
 Danelo 0-0 5-5 2-4 0-4 1-3
 BILLS 0-0 5-5 3-6 2-7 1-3
 OPP 0-0 10-10 4-5 4-7 2-6

Danelo: (45N,27G)(52B)(47B,33G)(52G,40N,36G,27G,20G)(23G)(27G,52N,30N)(33N) (42N)
 Nelson: (37N,42G)(34G,43N) (11) (47G) (1)
OPPONENTS: () (23G,47B,47B,53N,21G,52G) (36N)(52N)(52B,43G)(36G,22G)(25G)(45G,45G,40G)(22G)(28G,36G)(21G)(20G,47N) (38G,50N,51G)(28G,21G) (36G)

USUAL STARTERS	
OFFENSE	
WR	83 Preston Denndarr
LT	72 Ken Jones
LG	51 Jim Ritcher
C	53 Will Grant
RG	73 Jon Borchart
RT	70 Joe Devlin
TE	87 Tony Hunter (8)
	84 Buster Barnett (7)
WR	85 Byron Franklin
FB	34 Booker Moore
RB	28 Greg Bell
QB	12 Joe Ferguson

DEFENSE	
LE	77 Ben Williams
NT	76 Fred Smerlas
RE	91 Ken Johnson
OLB	57 Lucius Sanford (7)
	52 Chris Keating (6)
ILB	55 Jim Haslett
ILB	54 Eugene Marve
OLB	56 Darryl Talley
LCB	30 Brian Carpenter
RCB	26 Charles Romes
FS	21 Don Wilson
SS	22 Steve Freeman

PASSING	Att	Cmp	Yds	Cmp%	Yds/Att	TD	TD%	Int	Int%	Long	Sack/Lost	Rating
Ferguson	344	191	1991	55.5	5.79	12	3.9	17	4.9	68†	35/357	63.5
Dufek	150	74	829	49.3	5.53	4	2.7	8	5.3	64†	10/86	52.9
Koffler	93	33	432	35.5	4.65	2	2.2	5	5.4	70†	15/111	35.8
Mosley	1	0	0	0.0	0.00	0	0.0	0	0.0	0	0/0	39.6
BILLS	588	298	3252	50.7	5.53	18	3.1	30	5.1	70†	60/554	56.3
OPPONENTS	495	300	3667	60.6	7.41	32	6.5	16	3.2	65†	26/191	91.5

1985 SEASON STATISTICS

2-14 | 5TH IN AFC EAST | HEAD COACH KAY STEPHENSON & HANK BULLOUGH



Date	W/L Score	Opponent	Attendance
9/8	L 9-14	San Diego	67,597
9/15	L 3-42	at NY Jets	63,449
9/22	L 14-17	New England	40,334
9/29	L 20-27	Minnesota	45,667
10/6*	L 17-49	at Indianapolis	60,003
10/13	L 3-14	at New England	40,462
10/20	W 21-9	Indianapolis	28,430
10/27	L 17-21	at Philadelphia	60,987
11/3	L 17-23	Cincinnati	25,640
11/10	W 20-0	Houston	21,831
11/17	L 7-17	at Cleveland	50,764
11/24	L 14-23	Miami	50,474
12/1	L 7-40	at San Diego	45,487
12/8	L 7-27	NY Jets	23,122
12/15	L 24-30	at Pittsburgh	35,953
12/22	L 0-28	at Miami	64,811

* Hank Bullough's first game

	BUF	OPP
TOTAL FIRST DOWNS	256	320
Rushing	86	142
Passing	151	159
Penalty	19	19
3rd Down: Made/Att	68/208	100/226
3rd Down Pct.	32.7	44.2
4th Down: Made/Att	7/17	8/14
4th Down: Pct.	41.1	57.1

POSSESSION AVG.	28:21	31:39
------------------------	-------	-------

	BUF	OPP
TOTAL NET YARDS	4595	5540
Avg. per Game	287.2	346.3
Total Plays	971	1071
Avg. per Play	4.7	5.2

	BUF	OPP
NET YARDS RUSHING	1611	2462
Avg. per Game	100.7	153.9
Total Rushes	412	569

	BUF	OPP
NET YARDS PASSING	2984	3078
Avg. per Game	186.5	192.4
Sacked/Yards Lost	42/347	25/223
Gross Yards	3331	3301
Att./Completions	517/263	477/265
Completion Pct.	50.9	55.6
Had Intercepted	31	20

PUNTS/AVERAGE	92/41.5	81/40.5
----------------------	---------	---------

NET PUNTING AVG.	35.9	34
-------------------------	------	----

PENALTIES/YARDS	132/965	107/870
------------------------	---------	---------

FUMBLES/BALL LOST	36/21	36/15
--------------------------	-------	-------

	BUF	OPP
TOUCHDOWNS	23	50
Rushing	13	20
Passing	9	24
Returns	1	6

SCORE BY PERIOD	Q1	Q2	Q3	Q4	OT	PTS
BILLS	58	63	41	38	0	200
OPPONENTS	51	144	78	108	0	381

SCORING	Td	R	Pa	Rt	K-PAT	FG	S	Pts
Norwood	0	0	0	23	23	13	17	0 62
Bell	9	8	1	0	0	0	0	0 54
Reed	5	1	4	0	0	0	0	0 30
Butler	2	0	2	0	0	0	0	0 12
Cribbs	1	1	0	0	0	0	0	0 6
Ferragamo	1	1	0	0	0	0	0	0 6
Mathison	1	1	0	0	0	0	0	0 6
Metzelaars	1	0	1	0	0	0	0	0 6
Moore	1	1	0	0	0	0	0	0 6
Ramson	1	0	1	0	0	0	0	0 6
D. Wilson	1	0	0	1	0	0	0	0 6
BILLS	23	13	9	23	23	13	17	200
OPP	50	20	24	6	45	50	12	15 381

SACKS: B. Smith 6.5, McNanie 3.0, D. Smith 3.0, Perryman 2.0, Talley 2.0, Sanford 2.0, Johnson 1.5, Williams 1.5, Frazier 1.0, Haslett 1.0, Smerlas 0.5, Others 1.0

BILLS: 25.0

RUSHING	No.	Yds	Avg	Long	TD
Bell	223	883	4.0	77†	8
Cribbs	122	399	3.3	16	1
Mathison	27	231	8.6	22	1
Steels	4	26	6.5	22	0
Pruitt	7	24	3.4	7	0
Moore	15	23	1.5	4	1
Ferragamo	8	15	1.9	5	1
Hutchison	2	11	5.5	7	0
B. Smith	1	0	0.0	0	0
Reed	3	-1	-0.3	14†	1
BILLS	412	1611	3.9	77†	13
OPP	569	2462	4.3	69	20

RECEIVING	No.	Yds	Avg	Long	TD
Bell	58	576	9.9	49	1
Reed	48	770	18.8	60†	2
Butler	41	770	18.8	60†	2
Ramson	37	369	10.0	43	1
Burkett	21	371	17.7	38	0
Cribbs	18	142	7.9	23	0
Richardson	12	201	16.8	27	0
Metzelaars	12	80	6.7	13	1
Moore	7	44	6.3	9	0
Brookins	3	71	23.7	46	0
Norris	2	30	15.0	18	0
Steels	2	9	4.5	6	0
Teal	1	24	24.0	24	0
V. Williams	1	7	7.0	7	0
BILLS	263	3331	12.7	60†	9
OPP	265	3301	12.5	96†	24

INTERCEPTIONS	No.	Yds	Avg	Long	TD
Romes	7	56	8.0	21	0
Bellinger	2	64	32.0	41	0
D. Wilson	2	23	11.5	23	0
Hill	2	17	8.5	17	0
Bayless	2	10	5.0	10	0
Burroughs	2	7	3.5	7	0
Haslett	1	40	40.0	40	0
Frazier	1	8	8.0	8	0
Johnson	1	0	0.0	0	0
BILLS	20	225	11.3	41	0
OPP	31	418	13.5	75†	4

PUNTING	No.	Yds	Avg	Net	TB	In	Lg	B
Kidd	92	3818	41.5	35.9	4	33	67	0
BILLS	92	3818	41.5	35.9	4	33	67	0
OPP	81	3284	40.5	34.0	12	21	64	1

PUNT RETURNS	Ret	FC	Yds	Avg	Long	TD
D. Wilson	16	5	161	10.1	30	0
Hill	16	1	120	7.5	24	0
Reed	5	0	12	2.4	5	0
E. Wilson	1	0	0	0.0	0	0
BILLS	38	6	293	7.7	30	0
OPP	49	15	438	8.9	85†	1

KICKOFF RETURNS	No.	Yds	Avg	Long	TD
D. Wilson	22	465	21.1	37	0
Steels	20	338	16.9	35	0
Hutchison	12	239	19.9	36	0
Brookins	6	152	25.3	39	0
Richardson	3	69	23.0	31	0
Moore	3	31	10.3	15	0
Teal	1	20	20.0	20	0
V. Williams	1	20	20.0	20	0
BILLS	68	1334	19.6	39	0
OPP	41	798	19.5	53	0

FIELD GOALS	1-19	20-29	30-39	40-49	50+
Norwood	0-0	7-8	2-4	4-5	0-0
BILLS	0-0	7-8	2-4	4-5	0-0
OPP	0-0	5-6	4-4	3-5	0-0

Norwood: (27G,34G,29G)(32G)(| (49G,28G) (45G)(47G)(| (26G)(43G,27N)(24G,23G)(| (47N) (31N)(39N)(24G)

OPPONENTS: (| (47N)(32G)(| (| (20N)(41G, 27G,38G)(| (31G) | (40G)(22G,24G,28G)(| (41N,26G,31G,45G)

USUAL STARTERS

OFFENSE	Player	Player
WR	80	Jerry Butler
LT	72	Ken Jones
LG	51	Jim Ritcher
C	53	Will Grant
RG	65	Tim Vogler
RT	70	Joe Devlin
TE	87	Eaton Ramson (10)
	88	Pete Metzelaars (6)
WR	83	Andre Reed
FB	34	Booker Moore
RB	28	Greg Bell
QB	5	Vince Ferragamo (9)
	7	Bruce Mathison (7)

DEFENSE

LE	77	Ben Williams
NT	76	Fred Smerlas
RE	78	Bruce Smith
OLB	57	Lucius Sanford
ILB	55	Jim Haslett
ILB	54	Eugene Marve
OLB	52	Guy Frazier
LCB	29	Derrick Burroughs
RCB	26	Charles Romes
FS	43	Martin Bayless
SS	22	Steve Freeman

PASSING	Att	Cmp	Yds	Cmp%	Yds/Att	TD	TD%	Int	Int%	Long	Sack/Lost	Rating
Ferragamo	287	149	1677	51.9	5.84	5	1.7	17	5.9	48	19/135	50.8
Mathison	228	113	1635	49.6	7.17	4	1.8	14	6.2	60†	22/203	53.5
Reich	1	1	19	100.0	19.00	0	0.0	0	0.0	19	0/0	118.8
Bell	1	0	0	0.0	0.00	0	0.0	0	0.0	0	0/0	39.6
Kidd	0	0	0	—	0.00	0	0.0	0	0.0	0	1/9	0.0
BILLS	517	263	3331	50.9	6.44	9	1.7	31	6.0	60†	42/347	52.1
OPPONENTS	477	265	3301	55.6	6.92	24	5.0	20	4.2	96†	25/223	76.5

1986 SEASON STATISTICS



4-12 | 4TH IN AFC EAST | HEAD COACH HANK BULLOUGH & MARV LEVY

Date	W/L Score	Opponent	Attendance
9/7	L 24-28	NY Jets	79,951
9/14	L 33-36(OT)	at Cincinnati	52,714
9/21	W 17-10	St. Louis	65,762
9/28	L 17-20	Kansas City	67,555
10/5	L 13-14	at NY Jets	69,504
10/12	L 14-27	at Miami	49,467
10/19	W 24-13	Indianapolis	50,050
10/26	L 3-23	New England	77,808
11/2	L 28-34	at Tampa Bay	32,806
11/9*	W 16-12	Pittsburgh	72,000
11/16	L 24-34	Miami	76,474
11/23	L 19-22	at New England	60,455
11/30	W 17-14	at Kansas City	31,492
12/7	L 17-21	Cleveland	42,213
12/14	L 14-24	at Indianapolis	52,783
12/21	L 7-16	at Houston	31,409

* Marv Levy's first game

	BUF	OPP
TOTAL FIRST DOWNS	291	334
Rushing	101	100
Passing	152	204
Penalty	38	30
3rd Down: Made/Att	60/185	79/218
3rd Down Pct.	32.4	36.2
4th Down: Made/Att	8/14	12/18
4th Down: Pct.	57.1	66.7

	28:02	31:58
POSSESSION AVG.		

	5017	5523
TOTAL NET YARDS		
Avg. per Game	313.6	345.2
Total Plays	963	1071
Avg. per Play	5.2	5.2

	1654	1721
NET YARDS RUSHING		
Avg. per Game	103.4	107.6
Total Rushes	419	465

	3363	3802
NET YARDS PASSING		
Avg. per Game	210.2	237.6
Sacked/Yards Lost	45/334	36/267
Gross Yards	3697	4069
Att./Completions	499/294	570/343
Completion Pct.	58.9	60.2
Had Intercepted	19	10

	75/40.4	83/38.1
PUNTS/AVERAGE		

	34.5	33.4
NET PUNTING AVG.		

	121/878	128/1098
PENALTIES/YARDS		

	40/20	19/8
FUMBLES/BALL LOST		

	34	40
TOUCHDOWNS		
Rushing	9	18
Passing	22	21
Returns	3	1

SCORE BY PERIOD	Q1	Q2	Q3	Q4	OT	PTS
BILLS	51	87	71	78	0	287
OPPONENTS	70	91	69	115	0	348

SCORING	TD	R	Pa	Rt	K-PAT	FG	S	Pts
Norwood	0	0	9	0	32/34	17/27	0	83
Reed	7	0	7	0	0/0	0/0	0	42
Bell	6	4	2	0	0/0	0/0	0	36
Riddick	5	4	1	0	0/0	0/0	0	30
Burkett	4	0	4	0	0/0	0/0	0	24
Metzelaars	4	0	3	1	0/0	0/0	0	24
Butler	2	0	2	0	0/0	0/0	0	12
Bellinger	1	0	0	1	0/0	0/0	0	6
Byrum	1	0	1	0	0/0	0/0	0	6
Harmon	1	0	1	0	0/0	0/0	0	6
Moore	1	1	0	0	0/0	0/0	0	6
Pitts	1	0	0	1	0/0	0/0	0	6
BILLS	33	9	22	2	23/34	17/27	0	287
OPP	40	18	21	1	38/40	22/33	2	384

SACKS: B. Smith 15.0, McNanie 6.5, Talley 3.0, Marve 2.5, Smerlas 2.0, Bayless 1.0, Cumby 1.0, Drane 1.0, Frazier 1.0, Hamby 1.0, Prater 1.0, Sanford 1.0

BILLS: 36.0

OPPONENTS: 45.0

RUSHING	No.	Yds	Avg	Long	TD
Riddick	150	632	4.2	41	4
Bell	90	377	4.2	42	4
Kelly	41	199	4.9	20	0
Harmon	54	172	3.2	38	0
Byrum	38	156	4.1	18	0
Moore	33	104	3.1	14	1
Wilkins	3	18	6.0	11	0
King	4	10	2.5	7	0
Kidd	1	0	0.0	0	0
Broughton	1	-6	-6.0	-6	0
Reed	3	-8	-2.7	4	0
BILLS	419	1654	3.9	42	9
OPP	465	1721	3.7	45	18

RECEIVING	No.	Yds	Avg	Long	TD
Reed	53	739	13.9	55	7
Metzelaars	49	485	9.9	44	3
Riddick	49	468	9.6	31	1
Burkett	34	778	22.9	84	4
Moore	23	184	8.0	27	0
Harmon	22	185	8.4	27	1
Butler	15	302	20.1	53	2
Byrum	13	104	8.0	17	1
Bell	12	142	11.8	40	2
Wilkins	8	74	9.3	26	0
Teal	6	60	10.0	20	1
Rolle	4	56	14.0	20	0
Broughton	3	71	23.7	57	0
Richardson	3	49	16.3	32	0
BILLS	294	3697	12.6	84	22
OPP	343	4069	11.9	71	21

INTERCEPTIONS	No.	Yds	Avg	Long	TD
Romes	4	23	5.8	23	0
Burroughs	2	49	24.5	41	0
Bellinger	1	14	14.0	14	0
Smerlas	1	3	3.0	3	0
Bayless	1	0	0.0	0	0
Freeman	1	0	0.0	0	0
BILLS	10	89	8.9	41	0
OPP	19	284	14.9	69	0

PUNTING	No	Yds	Avg	Net	TB	In	Lg	B
Kidd	75	3031	40.4	34.5	9	14	57	0
BILLS	75	3031	40.4	34.5	9	14	57	0
OPP	83	3162	38.1	33.4	7	31	64	1

PUNT RETURNS	Ret	FC	Yds	Avg	Long	TD
Pitts	18	11	194	10.8	49	1
Broughton	12	2	53	4.4	13	0
Hill	1	0	0	0.0	0	0
Richardson	1	0	0	0.0	0	0
BILLS	32	13	247	7.7	49	1
OPP	32	12	260	8.1	17	0

KICKOFF RETURNS	No.	Yds	Avg	Long	TD
Harmon	18	321	17.8	32	0
Tasker	9	148	16.4	24	0
Broughton	11	243	22.1	39	0
Riddick	8	200	25.0	49	0
Richardson	6	123	20.5	28	0
Bellinger	2	32	16.0	16	0
Pitts	1	7	7.0	7	0
BILLS	55	1074	19.5	49	0
OPP	56	1157	20.7	44	0

FIELD GOALS	1-19	20-29	30-39	40-49	50+
Norwood	1-1	6-6	7-7	3-8	0-5
BILLS	1-1	6-6	7-7	3-8	0-5
OPP	0-0	9-9	4-8	5-12	4-4

Norwood: (19G)(20G,44G)(35G)(52N,32G)(23G,32G)(60N)(37G,50B,46N)(53N,26G)(129G)(39G)(48G,34G,33G,28G)(47G,47N)(22G,44N)(46N)(53N,42B)
OPPONENTS: (151G,20G)(49N,30N,27G)(24G,46G)(122G,36G,49N)(37N,46G,44G)(31G,47N,27G,26G)(49G,26G,49N)(146B,52G,36G)(37G,47G)(41N,44N)(132N,30N,52G)(26G,51G,22G)

USUAL STARTERS

OFFENSE

WR	85	Chris Burkett
LT	72	Ken Jones
LG	51	Jim Ritcher
C	67	Kent Hull
RG	73	Will Wolford
RT	70	Joe Devlin
TE	88	Pete Metzelaars
WR	83	Andre Reed
FB	42	Ricky Moore
RB	40	Robb Riddick (8)
	28	Greg Bell (6)
QB	12	Jim Kelly

DEFENSE

LE	95	Sean McNanie
NT	76	Fred Smerlas
RE	78	Bruce Smith
OLB	57	Lucius Sanford (8)
	52	Guy Frazier (7)
ILB	58	George Cumby (9)
	50	Ray Bentley (7)
ILB	54	Eugene Marve
OLB	56	Darryl Talley
LCB	36	Rodney Bellinger
RCB	26	Charles Romes
FS	22	Steve Freeman
SS	43	Martin Bayless

PASSING	Att	Cmp	Yds	Cmp%	Yds/Att	TD	TD%	Int	Int%	Long	Sack/Lost	Rating
Kelly	480	285	3593	59.4	7.49	22	4.6	17	3.5	84	43/330	83.3
Reich	19	9	104	47.4	5.47	0	0.0	2	10.5	37	2/4	24.8
BILLS	499	294	3697	58.9	7.41	22	4.4	19	3.8	84	45/334	80.9
OPPONENTS	570	343	4069	60.2	7.14	21	3.7	10	1.8	71	36/267	86.9

1987 SEASON STATISTICS

7-8 | 4TH IN AFC EAST | HEAD COACH MARV LEVY



Date	W/L Score	Opponent	Attendance
9/13	L 28-31	NY Jets	76,718
9/20	W 34-30	Houston	56,534
9/27	C	at Dallas	
10/4	L 6-47	Indianapolis*	9,860
10/11	L 7-14	at New England*	11,878
10/18	W 6-3 (OT)	NY Giants*	15,737
10/25	W 34-31 (OT)	at Miami	61,295
11/1	L 7-27	Washington	71,640
11/8	W 21-14	Denver	63,698
11/15	L 21-27	at Cleveland	78,409
11/22	W 17-14	at NY Jets	58,407
11/29	W 27-0	Miami	68,055
12/6	L 21-34	at LA Raiders	43,143
12/13	W 27-3	at Indianapolis	60,253
12/20	L 7-13	New England	74,945
12/27	L 7-17	at Philadelphia	57,547

C(Canceled due to players' strike.)
 * Replacement players

	BUF	OPP
TOTAL FIRST DOWNS	294	297
Rushing	111	114
Passing	151	162
Penalty	32	21
3rd Down: Made/Att	77/208	82/220
3rd Down Pct.	37.0	37.3
4th Down: Made/Att	8/19	10/18
4th Down: Pct.	42.1	55.6

POSSESSION AVG. 28:41 31:19

	4741	4906
TOTAL NET YARDS		
Avg. per Game	316.1	327.1
Total Plays	1018	1022
Avg. per Play	4.7	4.8

	1840	2052
NET YARDS RUSHING		
Avg. per Game	122.7	136.8
Total Rushes	465	541

	2901	2854
NET YARDS PASSING		
Avg. per Game	193.4	190.3
Sacked/Yards Lost	37/345	34/267
Gross Yards	3246	3121
Att./Completions	516/292	447/249
Completion Pct.	56.6	55.7
Had Intercepted	19	17

PUNTS/AVERAGE 83/38.2 88/36.7

NET PUNTING AVG. 33.9 31.8

PENALTIES/YARDS 94/762 103/840

FUMBLES/BALL LOST 41/24 37/14

	33	37
TOUCHDOWNS		
Rushing	9	11
Passing	21	25
Returns	3	1

SCORE BY PERIOD	Q1	Q2	Q3	Q4	OT	PTS
BILLS	17	86	51	110	6	270
OPPONENTS	54	113	77	61	0	305

SCORING TD	Ru	Pa	Rt	K-PAT	FG	S	Pts
Norwood	0	0	0	0	31/31	10	15
Riddick	8	5	3	0	0/0	0/0	1
Reed	5	0	5	0	0/0	0/0	0
Burkett	4	0	4	0	0/0	0/0	0
Harmon	4	2	2	0	0/0	0/0	0

T. Johnson	2	0	2	0	0/0	0/0	0	12
Mueller	2	2	0	0	0/0	0/0	0	12
Rolle	2	0	2	0	0/0	0/0	0	12
Schlopy	0	0	0	0	1/2	2/5	0	7
Broughton	1	1	0	0	0/0	0/0	0	6
M. Brown	1	1	0	0	0/0	0/0	0	6
Kelso	1	0	0	1	0/0	0/0	0	6
McFadden	1	0	1	0	0/0	0/0	0	6
McNanie	1	0	0	1	0/0	0/0	0	6
Smith	1	0	0	1	0/0	0/0	0	6
Tasker	0	0	0	0	0/0	0/0	1	2
BILLS	33	9	21	32	32	12/20	2	270
OPP	37	11	25	1	36/37	15/20	1	305

SACKS: Smith 12.0, Bennett 8.5, Seals 3.5, McNanie 2.5, Armstrong 2.0, Bentley 1.0, Drane 1.0, Martin 1.0, Smerlas 1.0, Talley 1.0, Conlan 0.5
BILLS: 34.0, **OPPONENTS:** 37.0

RUSHING	No.	Yds	Avg	Long	TD
Harmon	116	485	4.2	21	2
Mueller	82	354	4.3	20	2
Byrum	66	280	4.2	30	0
Riddick	59	221	3.7	25	5
R. Porter	47	177	3.8	13	0
Kelly	29	133	4.6	24	0
Bell	14	60	4.3	11	0
Sheperd	12	42	3.5	19	0
King	9	28	3.1	8	0
Williams	9	25	2.8	9	0
Partridge	1	13	13.0	13	0
Totten	12	11	0.9	7	0
Manucci	4	6	1.5	9	0
McClure	2	4	2.0	3	0
Reed	1	1	1.0	1	0
K. Porter	2	0	0.0	1	0
BILLS	465	1840	4.0	30	9
OPP	541	2052	3.8	42	11

RECEIVING	No.	Yds	Avg	Long	TD
Reed	57	752	13.2	40	5
Burkett	56	765	13.7	47	4
Harmon	56	477	8.5	42	2
Metzelars	28	290	10.4	34	0
T. Johnson	15	186	12.4	26	2
Riddick	15	96	6.4	17	3
M. Brown	9	120	13.3	30	1
Gaines	9	115	12.8	37	0
McKeller	9	80	8.9	22	0
R. Porter	9	70	7.8	26	0
Broughton	5	90	18.0	39	1
McFadden	4	41	10.3	13	1
Bell	4	37	9.3	12	0
Byrum	3	23	7.7	20	0
Mueller	3	13	4.3	11	0
Bynum	2	24	12.0	17	0
Rolle	2	6	3.0	3	2
Kelly	1	35	35.0	35	0
Chetti	1	9	9.0	9	0
Belk	1	7	7.0	7	0
Williams	1	5	5.0	5	0
King	1	3	3.0	3	0
Sheperd	1	2	2.0	2	0
BILLS	292	3246	11.1	47	21
OPP	249	3121	12.5	55	25

INTERCEPTIONS	No.	Yds	Avg	Long	TD
Kelso	6	25	4.2	12	0
Pitts	3	19	6.3	12	0
Burroughs	2	11	5.5	14	0

Radecic	2	4	2.0	4	0
Clark	1	23	23.0	23	0
Schankweiler	1	7	7.0	7	0
Cokeley	1	4	4.0	4	0
Davis	1	0	0.0	0	0
BILLS	17	93	5.5	23	0
OPP	19	177	9.3	28	0

PUNTING	No.	Yds	Avg	Net	TB	In	Lg	B
Kidd	64	2495	39.0	34.5	7	20	67	0
Partridge	18	678	37.7	31.9	2	3	52	1
BILLS	83	3173	38.2	33.9	9	23	67	1
OPP	88	3229	36.7	31.8	10	13	77	4

PUNT RETURNS	Ret	FC	Yds	Avg	Long	TD
Pitts	23	12	149	6.5	19	0
McFadden	8	3	83	10.4	23	0
BILLS	31	15	232	7.5	23	0
OPP	35	13	179	5.1	17	0

KICKOFF RETURNS	No.	Yds	Avg	Long	TD
Tasker	11	197	17.9	39	0
R. Porter	8	219	27.4	40	0
McFadden	7	121	17.3	26	0
Riddick	7	151	21.6	31	0
Mueller	5	74	14.8	20	0
Armstrong	2	25	12.5	18	0
M. Brown	2	35	17.5	18	0
Harmon	1	30	30.0	30	0
Radecic	1	14	14.0	14	0
Rolle	1	6	6.0	6	0
BILLS	45	872	19.4	40	0
OPP	43	679	15.8	34	0

FIELD GOALS	1-19	20-29	30-39	40-49	50+
Norwood	0-0	3-4	4-6	3-5	0-0
Schlopy	0-0	1-1	1-3	0-1	0-0
BILLS	0-0	4-5	5-9	3-6	0-0
OPP	0-0	5-5	7-8	2-5	1-2

Norwood: () [45G, 38G] () [] [22B, 41G, 43N, 27G] () [30G] [38N, 36N] [42N] [39G, 47N, 28G] () [39G, 25G] () ()
 Schlopy: [30N, 44N, 31G, 28N, 27G]
 OPPONENTS: [29G] [52G, 27G, 30G] [36G] () [37N, 22G, 40N] [46G] [30G, 33G] () [22G, 52N, 40G] [44N] () [22G, 33G, 44N] [30G] () [39G]

USUAL STARTERS

OFFENSE

WR	85	Chris Burkett
LT	73	Will Wolford
LG	51	Jim Ritcher
C	67	Kent Hull
RG	65	Tim Vogler
RT	70	Joe Devlin
TE	88	Pete Metzelars
WR	83	Andre Reed
FB	35	Carl Byrum (6)
	39	Jamie Mueller (8)
RB	33	Ronnie Harmon
QB	12	Jim Kelly

DEFENSE

LE	95	Sean McNanie
NT	76	Fred Smerlas
RE	78	Bruce Smith
LOLB	55	Cornelius Bennett
LILB	58	Shane Conlan
RILB	97	Scott Radecic
ROLB	56	Darryl Talley
RCB	29	Derrick Burroughs
RCB	37	Nate Odomes
FS	38	Mark Kelso
SS	45	Dwight Drane

PASSING	Att	Cmp	Yds	Cmp%	Yds/Att	TD	TD%	Int	Int%	Long
Kelly	419	250	2768	59.7	6.61	19	4.5	11	2.6	47
McClure	38	20	181	52.6	4.76	0	0.0	3	1.7	30
Totten	33	13	155	39.4	4.70	2	6.1	2	6.1	37
Manucci	21	7	68	33.3	3.24	0	0.0	2	9.5	15
Miller	3	1	9	33.3	3.00	0	0.0	1	33.3	9
Kidd	1	0	0	0.0	0.00	0	0.0	0	0.0	0
Riddick	1	1	35	100.0	35.00	0	0.0	0	0.0	35
BILLS	519	292	3246	56.6	6.29	21	4.1	19	3.7	47
OPPONENTS	447	249	3121	55.7	6.98	25	5.6	17	3.8	55

Sack/Lost	Rating
27/239	83.8
2/17	32.9
5/62	49.4
3/27	38.4
0/0	2.8
0/0	39.8
0/0	118.8
37/345	73.7
34/267	80.4

1988 SEASON STATISTICS

12-4 | 1ST IN AFC EAST | HEAD COACH MARV LEVY



Date	W/L Score	Opponent	Attendance
9/4	W 13-10	Minnesota	76,783
9/11	W 9-6	Miami	79,520
9/18	W 16-14	at New England	55,945
9/25	W 36-28	Pittsburgh	78,735
10/2	L 3-24	at Chicago	62,793
10/9	W 34-23	Indianapolis	76,018
10/17	W 37-14	at NY Jets	70,218
10/23	W 23-20	New England	76,824
10/30	W 28-0	Green Bay	79,176
11/6	W 13-3	at Seattle	61,074
11/14	W 31-6	at Miami	67,091
11/20	W 9-6 (OT)	NY Jets	78,389
11/27	L 21-35	at Cincinnati	58,672
12/4	L 5-10	at Tampa Bay	49,498
12/11	W 37-21	LA Raiders	77,348
12/18	L 14-17	at Indianapolis	59,908

AFC DIVISIONAL PLAYOFF

1/1 W 17-10 Houston 79,532

AFC CHAMPIONSHIP GAME

1/8 L 10-21 at Cincinnati 59,747

	BUF	OPP
TOTAL FIRST DOWNS	313	299
Rushing	137	114
Passing	161	146
Penalty	15	39
3rd Down: Made/Att	88/207	69/192
3rd Down Pct.	42.5	35.9
4th Down: Made/Att	9/13	6/17
4th Down: Pct.	69.2	35.3

POSSESSION AVG.	29:54	30:06
TOTAL NET YARDS	5315	4578
Avg. per Game	332.2	286.1
Total Plays	1012	971
Avg. per Play	5.3	4.7

NET YARDS RUSHING	2133	1854
Avg. per Game	133.3	115.9
Total Rushes	528	477

NET YARDS PASSING	3182	2724
Avg. per Game	198.9	170.3
Sacked/Yards Lost	30/229	46/322
Gross Yards	3411	3046
Att./Completions	454/271	448/250
Completion Pct.	59.7	55.8
Had Intercepted	17	15

PUNTS/AVERAGE	62/39.5	75/39.7
----------------------	---------	---------

NET PUNTING AVG.	35.3	34.5
-------------------------	------	------

PENALTIES/YARDS	109/824	90/713
------------------------	---------	--------

FUMBLES/BALL LOST	26/16	28/17
--------------------------	-------	-------

TOUCHDOWNS	33	29
Rushing	15	14
Passing	15	14
Returns	3	1

SCORE BY PERIOD	Q1	Q2	Q3	Q4	OT	PTS
BILLS	71	83	81	91	3	329
OPPONENTS	44	104	27	62	0	237

SCORING	Td	Ru	Pa	Rt	K-PAT	FG	S	Pts
Norwood	0	0	0	0	0	33/33	32/37	0 129
Riddick	12	12	1	1	0/0	0/0	0	84
Reed	6	0	6	0	0/0	0/0	0	36
Harmon	4	1	3	0	0/0	0/0	0	24
Rolle	2	0	2	0	0/0	0/0	0	12
Thomas	2	2	0	0	0/0	0/0	0	12
Burkett	1	0	1	0	0/0	0/0	0	6
F. Johnson	1	0	1	0	0/0	0/0	0	6
Kelso	1	0	0	1	0/0	0/0	0	6
Metzelaars	1	0	1	0	0/0	0/0	0	6
Seals	1	0	0	1	0/0	0/0	0	6
B. Smith	0	0	0	0	0/0	0/0	1	2
BILLS	33	15	15	3	33/33	32/37	1	329
OPP	29	14	14	1	27/29	12/24	0	237

SACKS: B. Smith 11.0, Bennett 9.5, Still 6.0, Wright 5.0, Smerlas 4.0, Talley 2.5, Seals 2.0, Conlan 1.5, Radevic 1.5, Bentley 1.0, Garner 1.0, L. Smith 1.0

BILLS: 46.0, **OPPONENTS:** 30.0

RUSHING	No.	Yds	Avg	Long	TD
Thomas	207	881	4.3	37t	2
Riddick	111	438	3.9	21	12
Mueller	81	296	3.7	20	0
Harmon	57	212	3.7	32	1
Kelly	35	154	4.4	20	0
Byrum	28	91	3.3	11	0
Reed	6	64	10.7	36	0
Reich	3	-3	-1.0	-1	0
BILLS	528	2133	4.0	37t	15
OPP	477	1854	3.9	58t	14

RECEIVING	No.	Yds	Avg	Long	TD
Reed	71	968	13.6	65t	6
T. Johnson	37	514	13.9	49	0
Harmon	37	427	11.5	36	3
Metzelaars	33	438	13.3	35	1
Riddick	30	282	9.4	26	1
Burkett	23	354	15.4	34	1
Thomas	18	208	11.6	34	0
F. Johnson	9	170	18.9	66t	1
Mueller	8	42	5.3	17	0
Rolle	2	3	1.5	2t	2
Byrum	2	0	0.0	3	0
Kelly	1	5	5.0	5	0
BILLS	271	3411	12.6	66t	15
OPP	250	3046	12.2	63t	14

INTERCEPTIONS	No.	Yds	Avg	Long	TD
Kelso	7	180	25.7	78t	1
Bennett	2	30	15.0	30	0
L. Smith	1	14	14.0	14	0
Cocroft	1	17	17.0	17	0
Davis	1	3	3.0	3	0
Bentley	1	0	0.0	0	0
Conlan	1	0	0.0	0	0
Odomes	1	0	0.0	0	0
BILLS	15	244	16.3	78t	1
OPP	17	202	11.9	40t	1

PUNTING	No	Yds	Avg	Net	TB	In	Lg	B
Kidd	62	2451	39.5	35.3	2	13	60	0
BILLS	62	2451	39.5	35.3	2	13	60	0
OPP	75	2977	39.7	34.5	12	21	64	2

PUNT RETURNS	Ret	FC	Yds	Avg	Long	TD
F. Johnson	16	3	72	4.5	16	0
Tucker	10	5	80	8.0	24	0
BILLS	26	8	152	5.8	24	0
OPP	36	10	222	6.2	18	0

KICKOFF RETURNS	No.	Yds	Avg	Long	TD
Tucker	15	310	20.7	30	0
F. Johnson	14	250	17.9	24	0
Harmon	11	249	22.6	37	0
Riddick	6	100	16.7	23	0
Byrum	2	9	4.5	9	0
Pike	1	5	5.0	5	0
Rolle	1	12	12.0	12	0
BILLS	50	935	18.7	37	0
OPP	69	1117	16.2	30	0

FIELD GOALS	1-19	20-29	30-39	40-49	50+
Norwood	1-1	10-10	15-16	6-9	0-1
BILLS	1-1	10-10	15-16	6-9	0-1
OPP	0-0	5-7	3-4	3-8	1-5

Norwood: (27G, 42N, 26G)(41G, 35G, 28G) (38G, 44G, 41G)(38G, 39G, 39G, 48G, 49G)(28G, 46N) (52N, 45G, 19G)(30G, 34G, 28G)(30G, 35G, 33G) () (27G, 23G)(30G, 39N)(47N, 25G, 26G, 30G)(30G) (30G, 30G, 22G)

OPPONENTS: (42N, 30G)(31G, 27G, 50N)() (49N)(22G)(31G, 49N, 40G, 22G)() (25N, 52N, 39N)() (41G) () (23G, 40G, 40N)(51N)(29G, 29N)(53N) (52G, 48N)

USUAL STARTERS	
OFFENSE	
WR	86 Trumaine Johnson (9)
	85 Chris Burkett (7)
LT	73 Will Wolford
LG	51 Jim Ritcher
C	67 Kent Hull
RG	65 Tim Vogler
TE	70 Joe Devlin
RE	88 Pete Metzelaars
WR	83 Andre Reed
FB	39 Jamie Mueller
RB	34 Thurman Thomas
QB	12 Jim Kelly

DEFENSE	
LE	72 Art Still
NT	76 Fred Smerlas
RE	78 Bruce Smith
LOLB	55 Cornelius Bennett
LILB	58 Shane Conlan
RILB	50 Ray Bentley
ROLB	56 Darryl Talley
LCB	29 Derrick Burroughs
RCB	37 Nate Odomes
FS	38 Mark Kelso
SS	46 Leonard Smith

PASSING	Att	Cmp	Yds	Cmp%	Yds/Att	TD	TD%	Int	Int%	Long	Sack/Lost	Rating
Kelly	452	269	3380	59.5	7.48	15	3.3	17	3.8	66t	30/229	78.2
Riddick	2	2	31	100.0	15.50	0	0.0	0	0.0	26	0/0	118.8
BILLS	454	271	3411	59.7	7.51	15	3.3	17	3.7	66t	30/229	78.5
OPPONENTS	448	250	3046	55.8	6.80	14	3.1	15	3.3	63t	46/322	73.4

1989 SEASON STATISTICS

9-7 | 1ST IN AFC EAST | HEAD COACH MARV LEVY



Date	W/L Score	Opponent	Attendance
9/10	W 27-24	at Miami	54,541
9/18	L 14-28	Denver	78,131
9/24	W 47-41 (OT)	at Houston	
57,278			
10/1	W 31-10	New England	78,921
10/8	L 14-37	at Indianapolis	58,890
10/16	W 23-20	LA Rams	76,231
10/22	W 34-3	NY Jets	76,811
10/29	W 31-17	Miami	80,208
11/5	L 28-30	at Atlanta	45,267
11/12	W 30-7	Indianapolis	79,256
11/19	L 24-33	at New England	49,663
11/26	W 24-7	Cincinnati	80,074
12/4	L 16-17	at Seattle	57,682
12/10	L 19-22	New Orleans	70,037
12/17	L 10-21	at San Francisco	60,927
12/23	W 37-0	at NY Jets	21,148

AFC DIVISIONAL PLAYOFF
1/6 L 30-34 at Cleveland 77,706

	BUF	OPP
TOTAL FIRST DOWNS	334	299
Rushing	136	117
Passing	177	156
Penalty	21	26
3rd Down: Made/Att	86/203	75/213
3rd Down Pct.	42.4	35.2
4th Down: Made/Att	4/8	7/15
4th Down Pct.	50.0	46.7

POSSESSION AVG. 30:12 29:48

	5853	5046
TOTAL NET YARDS		
Avg. Per Game	365.8	315.4
Total Plays	1045	1030
Avg. Per Play	5.6	4.9

	2264	1840
NET YARDS RUSHING		
Avg. Per Game	141.5	115.0
Total Rushes	532	484

	3589	3206
NET YARDS PASSING		
Avg. Per Game	224.3	200.4
Sacked/Yards Lost	35/242	38/289
Gross Yards	3831	3495
Att./Completions	478/281	508/255
Completion Pct.	58.8	50.2
Had Intercepted	20	23

PUNTS/AVERAGE 67/38.3 75/38.3

NET PUNTING AVG. 32.2 32.1

PENALTIES/YARDS 103/831 87/616

FUMBLES/BALL LOST 30/21 31/13

	49	34
TOUCHDOWNS		
Rushing	15	15
Passing	32	14
Returns	2	5

SCORE BY PERIOD	Q1	Q2	Q3	Q4	OT	PTS
BILLS	59	117	92	135	6	409
OPP	62	44	88	123	0	317

SCORING	Td	Ru	Pa	Rt	K-PAT	FG	S	Pts
Norwood	0	0	0	0	46/48	23/30	0	115
Thomas	12	6	6	0	0/0	0/0	0	72
Reed	9	0	9	0	0/0	0/0	0	54
Kinnbrew	6	6	0	0	0/0	0/0	0	36
Harmon	4	0	4	0	0/0	0/0	0	24
K. Davis	3	1	2	0	0/0	0/0	0	18
Lifton	3	0	3	0	0/0	0/0	0	18
Beebe	2	0	2	0	0/0	0/0	0	12
Kelly	2	2	0	0	0/0	0/0	0	12
McKellar	2	0	2	0	0/0	0/0	0	12
Metzelaars	2	0	2	0	0/0	0/0	0	12
Jackson	1	0	0	1	0/0	0/0	0	6
Johnson	1	0	1	0	0/0	0/0	0	6
Kelso	1	0	1	0	0/0	0/0	0	6
Rolle	1	0	1	0	0/0	0/0	0	6
BILLS	49	15	32	2	46/48	23/30	0	409
OPP	34	15	14	5	33/34	26/37	1	317

SACKS: B. Smith 13.0, Talley 6.0, Bennett 5.5, Seals 4.0, Wright 3.0 Rodecic 4.5, Burroughs 1.0, Cofield 1.0, Conlan 1.0, Odomes 1.0, Smerlas 1.0
BILLS: 38.0 **OPPONENTS:** 35.0

RUSHING	No.	Yds	Avg	Long	TD
Thomas	298	1244	4.2	38	6
Kinnbrew	131	533	4.1	25	6
K. Davis	29	149	5.1	21	1
Kelly	29	137	4.7	19	2
Harmon	17	99	5.8	24	0
Mueller	16	44	2.8	9	0
Reed	2	31	15.5	23	0
Gelbaugh	1	-3	-3.0	-3	0
BILLS	532	2264	4.3	38	15
OPP	484	1840	3.8	33	15

RECEIVING	No.	Yds	Avg	Long	TD
Reed	88	1312	14.9	78t	9
Thomas	60	669	11.2	74t	6
Harmon	29	363	12.5	42t	4
Johnson	25	303	12.1	36	1
McKellar	20	341	17.1	39t	2
Metzelaars	18	179	9.9	23	2
Beebe	17	317	18.6	63t	2
Lifton	8	166	20.8	47	3
K. Davis	6	92	15.3	29	2
Kinnbrew	5	60	12.0	18	0
Burkett	3	20	6.7	9	0
Mueller	1	8	8.0	8	0
Rolle	1	1	1.0	1t	1
BILLS	281	3831	13.6	78t	32
OPP	255	3495	13.7	78t	14

INTERCEPTIONS	No.	Yds	Avg	Long	TD
Kelso	6	101	16.8	43	0
Odomes	5	20	4.0	13	0
L. Smith	2	46	23.0	24	0
Jackson	2	43	21.5	40t	1
Bennett	2	5	2.5	6	0
Drane	1	25	25.0	25	0
Bailey	1	16	16.0	16	0
Still	1	10	10.0	10	0
Sutton	1	3	3.0	3	0
Conlan	1	0	0.0	0	0
Wright	1	0	0.0	0	0
BILLS	23	269	11.7	43	1
OPP	20	364	18.2	80t	2

PUNTING	No.	Yds	Avg	Net	TB	In	Log	B
Kidd	65	3564	39.4	32.2	9	15	60	2
BILLS	67	3564	38.3	32.2	9	15	60	2
OPP	75	2870	38.3	32.1	8	18	59	0

PUNT RETURNS	Ret	FC	Yds	Avg	Long	TD
Sutton	26	9	231	8.9	26	0
Tucker	6	3	63	10.5	14	0
Johnson	1	0	7	7.0	7	0
BILLS	33	12	301	9.1	26	0
OPP	25	15	227	9.1	25	0

KICKOFF RETURNS	No.	Yds	Avg	Long	TD
Harmon	18	409	22.7	49	0
Beebe	16	353	22.1	85	0
Tucker	10	166	16.6	23	0
K. Davis	3	52	17.3	20	0
Rolle	2	20	10.0	14	0
Tasker	2	39	19.5	20	0
Jackson	1	0	0.0	0	0
Mueller	1	19	19.0	19	0
BILLS	53	1058	20.0	85	0
OPP	75	1187	15.8	40	0

FIELD GOALS	1-19	20-29	30-39	40-49	50+
Norwood	0-0	5-6	8-9	10-15	0-0
BILLS	0-0	5-6	8-9	10-15	0-0
OPP	0-0	10-11	9-11	4-8	3-7

Norwood: (34G, 37G)(43N)(43G, 26G)(36G) (40N)(38G, 47G, 40G)(37N, 38G, 27G)(45G, 43N) (1)42G, 40G, 42N, 32G(24N, 31G)(24G) (32G, 40G, 43G, 48N)(43G, 48G)(23G)(26G) **OPPONENTS:** (29G)(22G, 33G, 46G, 24G) (26G, 47N, 52G, 37N)(35G, 37N)(32G, 46G, 25G) (34G, 36G)(52N, 41G)(45G)(45N, 54G, 26G, 50G) (1)34G, 24G, 34G, 38G(1)(29G, 50N, 53N) (41N, 31G, 26G, 50N, 22G)(44N)(29N)

USUAL STARTERS		
OFFENSE		
WR	83	Andre Reed
TE	84	Keith McKellar
LT	73	Will Wolford
LG	51	Jim Ritcher
C	67	Kent Hull
RG	70	Joe Devlin
RT	75	Howard Ballard
TE	88	Pete Metzelaars
FB	28	Larry Kinnbrew
RB	34	Thurman Thomas
QB	12	Jim Kelly

DEFENSE		
DEFENSE		
LE	72	Art Still
NT	76	Fred Smerlas
RE	78	Bruce Smith
LOLB	55	Cornelius Bennett
LILB	58	Shane Conlan (9)
	97	Scott Rodecic (7)
RILB	50	Ray Bentley
ROLB	56	Darryl Talley
LCB	47	Kirby Jackson
RCB	37	Nate Odomes
FS	38	Mark Kelso
SS	46	Leonard Smith

PASSING	Att	Cmp	Yds	Cmp%	Yds/Att	TD	TD%	Int	Int%	Long	Sack/Lost	Rating
Kelly	391	228	3130	58.3	8.01	25	6.4	18	4.6	78t	30/216	86.2
Reich	87	53	701	60.9	8.06	7	8.0	2	2.3	63t	4/24	103.7
Johnson	0	0	0	0.0	0.00	0	0.0	0	0.0	0	1/2	0.0
BILLS	478	281	3831	58.8	8.01	32	6.7	20	4.2	78t	35/242	89.3
OPPONENTS	508	255	3495	50.2	6.88	14	2.8	23	4.5	78t	38/289	62.9

1990 SEASON STATISTICS

13-3 | 1ST IN AFC EAST | AFC CHAMPIONS | HEAD COACH MARV LEVY



Date	W/L Score	Opponent	Attendance
9/9	W 26-10	Indianapolis	78,899
9/16	L 7-30	at Miami	68,142
9/24	W 30-7	at NY Jets	69,927
9/30	W 29-28	Denver	74,393
10/7	W 38-24	LA Raiders	80,076
10/21	W 30-27	NY Jets	79,002
10/28	W 27-10	at New England	51,959
11/4	W 42-0	at Cleveland	78,331
11/11	W 45-14	Phoenix	74,904
11/18	W 14-0	New England	74,720
11/26	L 24-27	at Houston	60,130
12/2	W 30-23	Philadelphia	79,320
12/9	W 31-7	at Indianapolis	53,268
12/15	W 17-13	at NY Giants	66,893
12/23	W 24-14	Miami	80,235
12/30	L 14-29	at Washington	52,397

AFC DIVISIONAL PLAYOFF

1/12 W 44-34 Miami 77,087

AFC CHAMPIONSHIP GAME

1/20 W 51-3 LA Raiders 80,324

SUPER BOWL XXV, TAMPA STADIUM

1/27 L 19-20 NY Giants 73,813

	BUF	OPP
TOTAL FIRST DOWNS	302	288
Rushing	123	105
Passing	161	159
Penalty	18	24
3rd Down: Made/Att	82/186	89/208
3rd Down Pct.	44.1	42.8
4th Down: Made/Att	5/11	10/19
4th Down: Pct.	45.5	52.6

POSSESSION AVG. 28:39 31:21

	5276	4607
TOTAL NET YARDS		
Avg. Per Game	329.8	287.9
Total Plays	931	981
Avg. Per Play	5.7	4.7

	2080	1808
NET YARDS RUSHING		
Avg. Per Game	130	113
Total Rushes	479	483

	3196	2799
NET YARDS PASSING		
Avg. Per Game	199.8	174.9
Sacked/Yards Lost	27/208	43/326
Gross Yards	3404	3125
Att./Completions	425/263	455/254
Completion Pct.	61.9	55.8
Had Intercepted	11	18

PUNTS/AVERAGE 58/39.3 66/38.2

NET PUNTING AVG. 33.6 34.0

PENALTIES/YARDS 92/683 107/839

FUMBLES/BALL LOST 17/10 33/17

	53	30
TOUCHDOWNS		
Rushing	20	13
Passing	28	17
Returns	5	0

SCORE BY PERIOD	Q1	Q2	Q3	Q4	OT	PTS
BILLS	83	116	69	160	0	428
OPP	55	74	72	62	0	263

SCORING	Td	Ru	Pa	Rt	K-PAT	FG	S	Pts
Norwood	0	0	0	0	50/53	20	29	0 110
Thomas	13	11	2	0	0/0	0/0	0	78
Reed	8	0	8	0	0/0	0/0	0	48
K. Davis	5	4	1	0	0/0	0/0	0	30
McKellar	5	0	5	0	0/0	0/0	0	30
Lofton	4	0	4	0	0/0	0/0	0	24
Mueller	3	2	1	0	0/0	0/0	0	18
Rolle	3	0	3	0	0/0	0/0	0	18
D. Smith	2	2	0	0	0/0	0/0	0	12
Tasker	2	0	2	0	0/0	0/0	0	12
Beebe	1	0	1	0	0/0	0/0	0	6
Bennett	1	0	0	1	0/0	0/0	0	6
Kinnebrew	1	0	0	0	0/0	0/0	0	6
Metzelaars	1	0	1	0	0/0	0/0	0	6
Odomes	1	0	0	1	0/0	0/0	0	6
L. Smith	1	0	0	1	0/0	0/0	0	6
Talley	1	0	0	1	0/0	0/0	0	6
Williams	1	0	0	1	0/0	0/0	0	6
BILLS	53	20	28	5	50/53	20	29	428
OPP	30	13	17	0	29/30	18	24	263

SACKS: B. Smith 19.0, Wright 5.0, Bennett 4.0, Seals 4.0, Talley 4.0, Bailey 2.0, Ladish 2.0, Conlan 1.0, Hicks 1.0, Garner 0.5, Patton 0.5.
BILLS: 43.0, **OPPONENTS:** 27.0

RUSHING	No.	Yds	Avg	Long	TD
Thomas	271	1297	4.8	80†	11
K. Davis	64	302	4.7	47	4
Mueller	59	207	3.5	20	2
D. Smith	20	82	4.1	13	2
Kelly	22	63	2.9	15	0
Gardner	15	41	2.7	14	0
Reich	15	24	1.6	9	0
Beebe	1	23	23.0	23	0
Reed	3	23	7.7	26	0
Kinnebrew	9	18	2.0	4	1
BILLS	479	2080	4.3	80†	20
OPP	483	1808	3.7	51	13

RECEIVING	No.	Yds	Avg	Long	TD
Reed	71	945	13.3	56†	8
Thomas	49	532	10.9	63	2
Lofton	35	712	20.3	71	4
McKellar	34	464	13.6	43	5
D. Smith	21	225	10.7	39	0
Mueller	16	106	6.6	30	1
Beebe	11	221	20.1	49	1
Metzelaars	10	60	6.0	12	1
K. Davis	9	78	8.7	16	1
Rolle	3	6	2.0	3†	3
Tasker	2	44	22.0	24†	2
Edwards	2	11	5.5	6	0
BILLS	263	3404	12.9	71	28
OPP	254	3125	12.3	95†	17

INTERCEPTIONS	No.	Yds	Avg	Long	TD
Jackson	3	16	5.3	14	0
Talley	2	60	30.0	60†	1
L. Smith	2	39	19.5	39†	1
Hagy	2	23	11.5	23	0
Kelso	2	0	0.0	0	0
Williams	2	0	0.0	0	0
Bentley	1	13	13.0	13	0
Hicks	1	0	0.0	0	0

Odomes	1	0	0.0	0	0
Pool	1	0	0.0	0	0
Seals	1	0	0.0	0	0
BILLS	18	151	8.4	60†	2
OPP	11	156	14.2	61	0

PUNTING	No	Yds	Avg	Net	TB	In	Log	B
Tuten	53	2107	39.8	34.2	4	12	55	0
Nies	5	174	34.8	27.4	0	0	39	0
BILLS	58	2281	39.3	33.6	4	12	55	0
OPP	66	2523	38.2	34.0	5	18	61	3

PUNT RETURNS	Ret	FC	Yds	Avg	Long	TD
Edwards	14	5	92	6.6	16	0
Hale	10	4	76	7.6	25	0
Odomes	1	0	9	9.0	9	0
BILLS	25	9	177	7.1	25	0
OPP	31	12	251	8.1	21	0

KICKOFF RETURNS	No.	Yds	Avg	Long	TD
D. Smith	32	643	20.1	38	0
Edwards	11	256	23.3	54	0
Beebe	6	119	19.8	27	0
Rolle	2	22	11.0	11	0
BILLS	51	1040	20.4	54	0
OPP	73	1129	15.5	35	0

FIELD GOALS	1-19	20-29	30-39	40-49	50+
Norwood	0-0	9-11	5-8	6-10	0-0
BILLS	0-0	9-11	5-8	6-10	0-0
OPP	2-2	9-12	5-6	2-3	0-1

Norwood : (29G,44N,31G,37G,43N,47G)() (24N,48G,42G,27G)(37N,37G,48N)(23G) (29G,24N)(35G,35G)(42N)(25G)(30N)(43G) (43G,21G,45G,36N)(25G)(29G)(21G) ()
OPPONENTS: (24G,29N)(23G,29G,48G) () (49N,24N)(50N,19G)(28G,25G)(32G) () () (35N)(25G,36G)(32G) () (23G,22G)(28N) (37G,24G,19G,43G,32G)

USUAL STARTERS

OFFENSE		
WR	80	James Lofton
LT	69	Will Wolford
LG	51	Jim Ritzer
C	67	Kent Hull
RG	65	John Davis
RT	75	Howard Ballard
TE	84	Keith McKeller
WR	83	Andre Reed
FB	39	Jamie Mueller
RB	34	Thurman Thomas
QB	12	Jim Kelly

DEFENSE		
LE	96	Leon Seals
NT	91	Jeff Wright
RE	78	Bruce Smith
LOLB	55	Cornelius Bennett
LILB	58	Shane Conlan
RILB	50	Ray Bentley (9)
	54	Carlton Bailey (6)
ROLB	56	Darryl Talley
LCB	47	Kirby Jackson
RCB	37	Note Odomes
FS	22	John Hagy
SS	46	Leonard Smith

PASSING	Att	Cmp	Yds	Cmp%	Yds/Att	TD	TD%	Int	Int%	Long	Sack/Lost	Rating
Kelly	480	285	3593	59.4	7.49	22	4.6	17	3.5	84†	43/330	83.3
Reich	19	9	104	47.4	5.47	0	0.0	2	10.5	37	2/4	24.8
BILLS	499	294	3697	58.9	7.41	22	4.4	19	3.8	84†	45/334	80.9
OPPONENTS	570	343	4069	60.2	7.14	21	3.7	10	1.8	71†	36/267	86.9

1992 SEASON STATISTICS

11-5 | 2ND IN AFC EAST | AFC CHAMPIONS | HEAD COACH MARV LEVY



Date	W/L Score	Opponent	Attendance
9/6	W 40-7	LA Rams	79,001
9/13	W 34-31	at San Francisco	64,053
9/20	W 38-0	Indianapolis	77,781
9/27	W 41-7	at New England	52,527
10/4	L 10-37	Miami	80,368
10/11	L 3-20	at LA Raiders	52,287
10/26	W 24-20	at NY Jets	68,181
11/1	W 16-7	New England	78,268
11/8	W 28-20	Pittsburgh	80,294
11/16	W 26-20	at Miami	70,629
11/22	W 41-14	Atlanta	80,004
11/29	L 13-16 (OT)	at Indianapolis	50,221
12/6	L 17-24	NY Jets	75,876
12/12	W 27-17	Denver	71,740
12/20	W 20-16	at New Orleans	68,591
12/27	L 3-27	at Houston	61,742

AFC WILDCARD PLAYOFF

1/3 W41-38(OT) Houston 75,141

AFC DIVISIONAL PLAYOFF

1/9 W 24-3 at Pittsburgh 60,407

AFC CHAMPIONSHIP GAME

1/17 W 29-10 at Miami 72,703

SUPER BOWL XXVII, ROSE BOWL

1/31 L 17-52 Dallas 98,374

TOTAL FIRST DOWNS

Rushing	350	278
Passing	133	77
Penalty	192	185
3rd Down: Made/Att	25	16
	80/202	84/218
3rd Down Pct.	39.6	38.5
4th Down: Made/Att	4/10	7/14
4th Down: Pct.	40.0	50.0

POSSESSION AVG.

28:10 31:50

TOTAL NET YARDS

Avg. Per Game	5893	4064
Total Plays	368.3	287.8
Avg. Per Play	1087	991
	5.4	4.6

NET YARDS RUSHING

Avg. Per Game	2436	1395
Total Rushes	152.3	87.2
	549	427

NET YARDS PASSING

Avg. Per Game	3457	3209
Sacked/Yards Lost	216A.1	200.6
Gross Yards	29/221	44/351
Alt./Completions	3678	3560
Completion Pct.	509/293	520/305
Had Intercepted	57.6	58.7
	21	23

PUNTS/AVERAGE

60/42.2 79/43.9

NET PUNTING AVG.

36.8 36.5

PENALTIES/YARDS

103/775 118/933

FUMBLES/BALL LOST

30/17 29/12

TOUCHDOWNS

Rushing	44	31
Passing	18	8
Returns	23	19
	3	4

SCORE BY PERIOD Q1 Q2 Q3 Q4 OT PTS

BILLS	77	118	105	81	0	381
OPPONENTS	46	101	72	61	3	283

SCORING

TD	R	Pa	Rt	K-PAT	FG	S	Pts
Christie	0	0	0	43/44	24/30	115	
T. Thomas	12	9	3	0/0	0/0	0	72
K. Davis	6	6	0	0/0	0/0	0	36
Lofton	6	6	0	0/0	0/0	0	36
Metzelaars	6	6	0	0/0	0/0	0	36
Reed	3	0	3	0/0	0/0	0	18
Beebe	2	0	2	0/0	0/0	0	12
Frerotte	2	0	2	0/0	0/0	0	12
Gardner	2	0	2	0/0	0/0	0	12
Fina	1	0	1	0/0	0/0	0	6
Kelly	1	1	0	0/0	0/0	0	6
Lodish	1	0	0	1/0	0/0	0	6
Hale	0	0	0	0/0	0/0	1	2
BILLS	44	18	23	3	43/44	24/30	1381
OPP	31	8	19	4	31/31	22/30	283

2-Pt. Conversions: **BILLS** 0-0, **OPPONENTS** 2-4

SACKS: Smith 14.0, Hansen 8.0, Wright 6.0, Bennett 4.0, Talley 4.0, Conlan 2.0, M.Patton 2.0, Bailey 1.0, Hicks 1.0, Odomes 1.0, Pike 1.0

BILLS: 44.0,

OPPONENTS: 29.0

RUSHING

No.	Yds	Avg	Long	TD
Thomas	312	1487	4.8	44
K. Davis	139	613	4.4	64
Gardner	40	166	4.2	19
Reed	8	65	8.1	24
Kelly	31	53	1.7	10
Fuller	6	39	6.5	15
Mohr	1	11	11.0	1
Tasker	1	9	9.0	9
Edwards	1	8	8.0	8
Beebe	1	-6	-6.0	-6
Reich	9	-9	-1.0	0
BILLS	549	2436	4.4	64
OPP	427	1395	3.3	29

RECEIVING

No.	Yds	Avg	Long	TD
Reed	65	913	14.0	51
Thomas	58	626	10.8	43
Lofton	51	786	15.4	50
Beebe	11	144	13.1	43
Metzelaars	30	298	9.9	53
K. Davis	15	80	5.3	22
McKeller	14	110	7.9	26
Lamb	7	139	19.9	53
Gardner	7	67	9.6	17
Awalt	4	34	8.5	10
Edwards	2	25	12.5	20
Tasker	2	24	12.0	17
Fuller	2	17	8.5	17
Frerotte	2	4	2.0	2
Fina	1	1	1.0	1
BILLS	293	3678	12.6	65
OPP	305	3560	11.7	57

INTERCEPTIONS

No.	Yds	Avg	Long	TD
Jones	8	263	32.9	8
Kelso	7	21	3.0	13
Odomes	5	19	3.8	10
Williams	2	15	7.5	15
Conlan	1	7	7.0	7
BILLS	23	325	14.1	8
OPP	21	423	20.1	10

PUNTING

No.	Yds	Avg	Net	TB	In	Lg	B
Mohr	60	2531	42.2	36	8	7	13
BILLS	60	2531	42.2	36	8	7	13
OPP	79	3465	43.9	36	5	6	20

PUNT RETURNS

Ret	FC	Yds	Avg	Long	TD
Hicks	29	6	289	10.0	42
Hale	14	2	175	12.5	27
BILLS	43	8	464	10.8	42
OPP	22	18	185	8.4	17

KICKOFF RETURNS

No.	Yds	Avg	Long	TD
K. Davis	14	251	17.9	35
Edwards	12	274	22.8	34
Frerotte	1	0	0.0	0
Fuller	8	134	16.8	28
Hicks	1	5	5.0	5
Lamb	5	97	19.4	31
BILLS	41	761	18.6	35
OPP	60	1215	20.3	75

FIELD GOALS

1-19	20-29	30-39	40-49	50+
Christie	2-2	9-9	3-6	7-8
BILLS	2-2	9-9	3-6	7-8
OPP	1-1	7-7	4-8	8-11

Christie:(49G,38G)(41G,28G)(39N,52G)
(42G,30G)(40G)(25G,36B,49N)(33G)(11)
(26G,54G,53B,23G,19G)(47G,18G)(52G,44G)(26G)
(29G,25G)(25G,50N,29G)(40G,33N)
OPPONENTS:(1)(33N,24G,47N)(48N)(1)(30G,
43G,34G)(45G,36G)(42G,40G)(1)(28G,49G)
(21G,35N,50G)(37B)(52G,37N,52N,23G,40G)
(41G,45N)(26G)(35G,27G,42G)(28G,18G)

USUAL STARTERS

OFFENSE

WR	80	James Lofton
LT	69	Will Wolford
LG	51	Jim Ritcher
C	67	Kent Hull
RG	74	Glenn Parker
RT	75	Howard Ballard
TE	88	Pete Metzelaars (8)
	84	Keith McKeller (7)
WR	83	Andre Reed
WR/FB	82	Don Beebe (8)
	35	Carwell Gardner (7)
RB	34	Thurman Thomas (7)
QB	12	Jim Kelly

DEFENSE

LE	90	Phil Hansen
NT	91	Jeff Wright
RE	78	Bruce Smith
LOLB	97	Cornelius Bennett
LILB	58	Shane Conlan
RILB	54	Carlton Bailey
ROLB	56	Darryl Talley
LCB	47	Kirby Jackson (9)
	31	James Williams (7)
RCB	37	Nate Odomes
FS	38	Mark Kelso
SS	20	Henry Jones

PASSING	Att	Cmp	Yds	Cmp%	Yds/Att	TD	TD%	Int	Int%	Long	Sack/Lost	Rating
Kelly	462	269	3457	58.2	7.48	23	5.0	19	4.1	65†	20/145	81.2
Reich	47	24	221	51.1	4.70	0	0.0	2	4.3	21	9/76	46.5
BILLS	509	293	3678	57.6	7.23	23	4.5	21	4.1	65†	29/221	78.0
OPPONENTS	520	305	3560	58.7	6.85	19	3.7	23	4.4	57	44/351	73.2

1993 SEASON STATISTICS

12-4 | 1ST IN AFC EAST | AFC CHAMPIONS | HEAD COACH MARV LEVY



Date	W/L Score	Opponent	Attendance
9/5	W 38-14	New England	79,751
9/12	W 13-10	at Dallas	63,226
9/26	L 13-22	Miami	79,635
10/3	W 17-14	NY Giants	79,283
10/11	W 35-7	Houston	79,613
10/24	W 19-10	at NY Jets	71,541
11/1	W 24-10	Washington	79,106
11/7	W 13-10(OT)	at New England	54,326
11/15	L 0-23	at Pittsburgh	60,265
11/21	W 23-9	Indianapolis	79,101
11/28	L 7-23	at Kansas City	74,452
12/5	L 24-25	LA Raiders	79,478
12/12	W 10-7	at Philadelphia	60,769
12/19	W 47-34	at Miami	71,597
12/26	W 16-14	NY Jets	70,817
1/2	W 30-10	at Indianapolis	43,028

AFC DIVISIONAL PLAYOFF			
1/15	W 29-23	LA Raiders	61,923
AFC CHAMPIONSHIP GAME			
1/23	W 30-13	Kansas City	76,642
SUPER BOWL XXVIII, GEORGIA DOME			
1/30	L 13-30	Dallas	72,817

	BUF	OPP
TOTAL FIRST DOWNS	316	331
Rushing	117	114
Passing	176	199
Penalty	23	18
3rd Down: Made/Att	98/225	107/235
3rd Down Pct.	43.6	45.5
4th Down: Made/Att	5/8	6/18
4th Down: Pct.	62.5	33.3

POSSESSION AVG.	27:30	32:30
------------------------	-------	-------

TOTAL NET YARDS	
Avg. Per Game	328.8 347.1
Total Plays	1078 1119
Avg. Per Play	4.9 5.0

NET YARDS RUSHING	
Avg. Per Game	121.4 120.1
Total Rushes	550 500

NET YARDS PASSING	
Avg. Per Game	207.3 227.1
Sacked/Yards Lost	31/218 37/256
Gross Yards	3535 3889
Att./Completions	497/304 582/323
Completion Pct.	61.2 55.5
Had Intercepted	18 23

PUNTS/AVERAGE	74/40.4 65/41.8
----------------------	-----------------

NET PUNTING AVG.	36.0 35.1
-------------------------	-----------

PENALTIES/YARDS	94/630 99/681
------------------------	---------------

FUMBLES/BALL LOST	26/17 35/24
--------------------------	-------------

TOUCHDOWNS	
Rushing	12 7
Passing	20 18
Returns	5 0

SCORE BY PERIOD							
Q1	Q2	Q3	Q4	OT	PTS		
BILLS	64	113	51	98	3	329	
OPPONENTS	71	62	67	42	0	242	

SCORING								
Td	Ru	Pa	Rt	K-PAT	FG	S	Pts	
Christie	0	0	0	0	36/37	23/32	0	105
K. Davis	6	6	0	0/0	0/0	0	0	36
Reed	6	0	6	0/0	0/0	0	0	36
Thomas	6	6	0	0/0	0/0	0	0	36
Brooks	5	0	5	0/0	0/0	0	0	30
Metzelaars	4	0	4	0/0	0/0	0	0	24
Beebe	3	0	3	0/0	0/0	0	0	18
Jones	1	0	0	1	0/0	0	0	8
Copeland	1	0	0	1	0/0	0	0	6
Gardner	1	0	1	0	0/0	0	0	6
McKeller	1	0	1	0	0/0	0	0	6
Odomes	1	0	1	0/0	0/0	0	0	6
Talley	1	0	0	1	0/0	0	0	6
Washington	1	0	0	1	0/0	0	0	6
BILLS	37	12	20	5	36/37	23/32	3/29	329
OPP	25	7	18	0	23/25	23/35	2/42	242

SACKS:			
B. Smith	14.0	Bennett	5.0
Wright	4.5	Hansen	2.0
Jones	2.0	Talley	2.0
Goganious	1.0	Parrella	1.0
M. Patton	1.0	Lodish	0.5
Washington	0.5		
BILLS:	37.0		
OPPONENTS:	31.0		

RUSHING					
No.	Yds	Avg	Long	TD	
Thomas	335	1315	3.7	27	6
K. Davis	109	391	3.6	19	6
Kelly	36	102	2.8	17	0
Gardner	20	56	2.8	8	0
Turner	11	36	3.3	10	0
Brooks	3	30	10.0	15	0
Reed	9	21	2.3	15	0
Fina	1	-2	-2.0	-2	0
Reich	6	-6	-1.0	-1	0
BILLS	550	1943	3.5	27	12
OPP	500	1921	3.8	35	7

RECEIVING					
No.	Yds	Avg	Long	TD	
Metzelaars	68	609	9.0	51	4
Brooks	60	714	11.9	32	5
Reed	52	854	16.4	65†	6
Thomas	48	387	8.1	37	0
Beebe	31	504	16.3	65†	3
K. Davis	21	95	4.5	28	0
Copeland	13	242	18.6	60	0
Gardner	4	50	12.5	22	1
McKeller	3	35	11.7	13†	1
Tasker	2	26	13.0	22	0
Awalt	2	19	9.5	10	0
BILLS	304	3535	11.6	65†	20
OPP	323	3889	12.0	54†	18

INTERCEPTIONS					
No.	Yds	Avg	Long	TD	
Odomes	9	65	7.2	25	0
Talley	3	74	24.7	61†	1
Jones	2	92	46.0	85†	1
Darby	2	32	16.0	32	0
Williams	2	11	5.5	6	0
M. Patton	2	0	0.0	0	0
Washington	1	27	27.0	27†	1
Bennett	1	5	5.0	5	0
B. Smith	1	0	0.0	0	0
BILLS	23	306	13.3	85†	3
OPP	18	174	9.7	35	0

PUNTING							
No.	Yds	Avg	Net	TB	In	Lg	B
Mohr	74	2991	40.4	36	4	19	58
BILLS	74	2991	40.4	36	4	19	58
OPP	65	2719	41.8	35	1	20	58

PUNT RETURNS					
Ret	FC	Yds	Avg	Long	TD
Copeland	31	7	274	8.8	47† 1
Brooks	1	0	3	3.0	3
Tasker	1	0	0	0.0	0
BILLS	33	7	277	8.4	47† 1
OPP	29	24	247	8.5	27

KICKOFF RETURNS					
No.	Yds	Avg	Long	TD	
Copeland	24	436	18.2	28	0
Beebe	10	160	16.0	22	0
K. Davis	8	100	12.5	18	0
Lamb	2	40	20.0	23	0
Turner	1	10	10.0	10	0
BILLS	45	746	16.6	28	0
OPP	43	850	19.8	49	0

FIELD GOALS						
1-19	20-29	30-39	40-49	50+		
Christie	0-0	4-5	12-12	6-9	1-6	
BILLS	0-0	4-5	12-12	6-9	1-6	
OPP	3-3	8-11	9-12	3-8	0-1	

Christie: (28G)(48G,35G)(40G,59G)(24G)(54N)(37G,33G,22G,30G)(58N,45G)(40N,27G,32G)(1)(55N)(51N)(36G)(42N,29N,51N,34G)(38G,32G)(38G,36G,40G)(39G,49G,40G,40N)
 OPPONENTS: (1)(49N,43G,30N)(30G,23G,24G,35N)(1)(33G)(19G,50N)(28N,27G)(37G,19G,31G)(26G,22G,37G)(30G,22G,34G)(37G,35B,34G,26G,47G)(21N,45N)(41G,18G)(27N,41N,42N)(22G,49N)

USUAL STARTERS

OFFENSE

WR	82	Don Beebe
LT	70	John Fina
LG	51	Jim Ritcher
C	67	Kent Hull
RG	65	John Davis
RT	75	Howard Ballard
TE	88	Pete Metzelaars
WR	83	Andre Reed
WR	80	Bill Brooks
RB	34	Thurman Thomas
QB	12	Jim Kelly

DEFENSE

LE	90	Phil Hansen (9)
	77	Oliver Barnett (6)
NT	91	Jeff Wright
RE	78	Bruce Smith
LOLB	97	Cornelius Bennett
ILB	53	Marvucy Patton
RILB	55	Mark Maddox (8)
	50	Keith Goganious (7)
ROLB	56	Darryl Talley
LCB	29	James Williams
RCB	37	Nate Odomes
FS	38	Mark Kelso
SS	20	Henry Jones

PASSING	Att	Cmp	Yds	Cmp%	Yds/Att	TD	TD%	Int	Int%	Long	Sack/Lost	Rating
Kelly	470	288	3382	61.3	7.20	18	3.8	18	3.8	65†	25/171	79.9
Reich	26	16	153	61.5	5.88	2	7.7	0	0.0	30†	6/47	103.5
Thomas	1	0	0	0.0	0.0	0	0.0	0	0.0	0	0/0	39.6
BILLS	497	304	3535	61.2	7.11	20	4.0	18	3.6	65†	31/218	81.0
OPPONENTS	582	323	3889	55.5	6.68	18	3.1	23	4.0	54†	37/256	70.0

1994 SEASON STATISTICS

7-9 | 4TH IN AFC EAST | HEAD COACH MARV LEVY



Date	W/L Score	Opponent	Attendance
9/ 4	L 3-23	NY Jets	79,460
9/11	W 38-35	at New England	60,274
9/18	W 15-7	at Houston	55,242
9/26	W 27-20	Denver	75,373
10/ 2	L 13-20	at Chicago	62,406
10/ 9	W 21-11	Miami	79,491
10/16	L 17-27	Indianapolis	79,404
10/30	W 44-10	Kansas City	79,501
11/ 6	L 17-22	at NY Jets	66,949
11/14	L 10-23	at Pittsburgh	59,019
11/20	W 29-20	Green Bay	79,029
11/24	L 21-35	at Detroit	75,672
12/ 4	W 42-31	at Miami	69,358
12/11	L 17-21	Minnesota	66,501
12/18	L 17-41	New England	56,784
12/24	L 9-10	at Indianapolis	38,458

TOTAL FIRST DOWNS	
Rushing	319
Passing	107
Penalty	82
3rd Down: Made/Att	181/199
3rd Down Pct.	31/33
4th Down: Made/Att	96/222
4th Down: Pct.	222/91 21/27
4th Down: Pct.	
	43.2 41.9
4th Down: Pct.	
	5/16 12/18
4th Down: Pct.	
	31.3 66.7

POSSESSION AVG.	
	29:21 30:39

TOTAL NET YARDS	
Avg. Per Game	5244 5175
To tal Plays	327.8 323.4
A vg. Per Play	1066 1007
	4.9 5.1

NET YARDS RUSHING	
A vg. Per Game	1831 1515
To tal Rushes	114.4 94.7
	483 447

NET YARDS PASSING	
Avg. Per Game	3413 3660
Sacked/Y ards Lost	213.3 228.8
Gross Y ards	41/301 25/152
Att./Completions	3714 3812
Completion Pct.	542/342 535/314
Had Inter cepted	63.1 58.7
	21 16

PUNTS/AVERAGE	
	67/41.8 69/42.3

NET PUNTING AVG.	
	36.0 34.1

PENALTIES/YARDS	
	92/631 101/770

FUMBLES/BALL LOST	
	30/13 23/12

TOUCHDOWNS	
Rushing	38 40
Passing	14 10
Returns	23 26
	1 4

SCORE BY PERIOD						
	Q1	Q2	Q3	Q4	OT	PTS
BILLS	82	120	69	69	0	340
OPPONENTS	46	115	87	108	0	356

SCORING											
TD	R	Pa	Rt	K-PAT	FG	S	Pts				
Christie	0	0	0	0	38/38	24/28	110				
Thomas	9	7	2	0	0/0	0/0	54				
Reed	8	0	8	0	0/0	0/0	48				
Metzelaars	5	0	5	0	0/0	0/0	30				
Beebe	4	0	4	0	0/0	0/0	24				
Gardner	4	4	0	0	0/0	0/0	24				
Bi. Brooks	2	0	2	0	0/0	0/0	12				
K. Davis	2	2	0	0	0/0	0/0	12				
Copeland	1	0	1	0	0/0	0/0	6				
Kelly	1	1	0	0	0/0	0/0	6				
Ladish	1	0	0	1	0/0	0/0	6				
T urner	1	0	1	0	0/0	0/0	6				
BILLS	38	14	23	1	38/38	24/28	340				
OPP	40	10	26	4	34/36	26/30	356				

2-Pt. Conversions: **BILLS** 0-0, **OPPONENTS** 2-4

SACKS: B. Smith 10.0, Hansen 5.5, Bennett 5.0, Wright 2.0, Jones 1.0, Barnett 1.0, W ashington 0. 5
BILLS: 25. 0
OPPONENTS : 41. 0

RUSHING					
No.	Yds	Avg	Long	TD	
T. Thomas	287	1093	3.8	29	7
K. Davis	91	381	4.2	60	2
Gardner	41	135	3.3	13	4
Reed	10	87	8.7	20	0
Kelly	25	77	3.1	18	1
Jourdain	17	56	3.3	16	0
Beebe	2	11	5.5	6	0
T urner	2	4	2.0	4	0
Reich	6	3	0.5	5	0
Copeland	1	-7	-7.0	-7	0
Mohr	1	-9	-9.0	-9	0
BILLS	483	1831	3.8	60	14
OPP	447	1515	3.4	28	10

RECEIVING					
No.	Yds	Avg	Long	TD	
Reed	90	1303	14.5	83†	8
T. Thomas	50	349	7.0	28	2
Metzelaars	49	428	8.7	35†	5
Bi. Brooks	42	482	11.5	32	2
Beebe	32	416	13.0	72	4
Copeland	21	255	12.1	35	1
K. Davis	18	82	4.6	12	0
Gardner	11	89	8.1	21	0
Jourdain	10	56	5.6	18	0
Morrow	5	44	8.8	14	0
L. Johnson	3	42	14.0	21	0
D. Thomas	2	31	15.5	17	0
Turner	1	26	26.0	26†	1
BILLS	342	3714	10.9	83†	23
OPP	314	3812	12.1	57	26

INTERCEPTIONS					
No.	Yds	Avg	Long	TD	
Darby	4	20	5.0	20	0
Washington	3	36	21.0	36	0
Jones	2	45	22.5	45	0
Burris	2	24	12.0	24	0
M. Patton	2	8	4.0	8	0
Maddox	1	11	11.0	11	0
T. Smith	1	4	4.0	4	0
B. Smith	1	0	0.0	0	0
BILLS	16	175	10.9	45	0
OPP	21	262	12.5	37†	2

PUNTING									
No.	Yds	Avg	Net TB	In	Lg B				
Mohr	67	2799	41.8	36.0	3	13	71	0	
BILLS	67	2799	41.8	36.0	3	13	71	0	
OPP	69	2916	42.3	34.1	11	19	67	0	

PUNT RETURNS				
Ret	FC	Yds	Avg	Long
Burris	32	6	332	10.4
Copeland	1	2	11	11.0
BILLS	33	8	343	10.4
OPP	38	11	324	8.5

KICKOFF RETURNS				
No.	Yds	Avg	Long	TD
Jourdain	27	601	22.3	42
Beebe	12	230	19.2	35
Copeland	12	232	19.3	32
Bu. Brooks	9	162	18.0	25
T urner	6	102	17.0	23
Pike	2	9	4.5	9
K. Davis	1	0	0.0	0
Gardner	1	6	6.0	6
M. Patton	1	1	1.0	1
Tasker	1	2	2.0	2
BILLS	72	1345	18.7	42
OPP	72	1455	20.2	45

FIELD GOALS						
1-19	20-29	30-39	40-49	50+		
Christie	0-0	11-12	6-7	5-7	2-2	
BILLS	0-0	11-12	6-7	5-7	2-2	
OPP	0-0	11-11	8-11	6-7	1-1	

Christie : (27G)(32G)(37G,42G,48G,29G,48G)
(36G,28G) (28G,30G)(23G)(49G,26G,24G)
(39G)(52G,32B)(38G,51G,25N)() () (41G)(24G)
(49N,20G,21G,24G,46N)
OPPONENTS: (27G,42G,22G)() () (41N,28G ,
43G)(50G,20G)(40G,37N)(43G,33G)(22G)
(26G,45G,41G)(39G,39G,30G)() () (23G)
(30G,38G,30G,25G,22G)(33G,20G)(38B,31N,22G)

USUAL STARTERS

OFFENSE

WR	82	Don Beebe
LT	70	John Fina
LG	68	Corbin Lacina
C	67	Kent Hull
RG	65	John Davis
RT	74	Glenn Parker
TE	88	Pete Metzelaars
WR	83	Andre Reed
WR/FB	80	Bill Brooks (10)
	35	Carwell Gardner (6)
RB	34	Thurman Thomas
QB	12	Jim Kelly

DEFENSE

LE	90	Phil Hansen
NT	91	Jeff Wright
RE	78	Bruce Smith
LOLB	97	Cornelius Bennett
ILB	53	Marcus Patton
RILB	55	Mark Maddox
ROLB	56	Darryl T alley
LCB	25	Mickey Washington
RCB	28	Thomas Smith
FS	43	Matt Darby
SS	20	Henry Jones

PASSING										
	Att	Cmp	Yds	Cmp%	Yds/Att	TD	TD%	Int	Int%	Long
Kelly	448	285	3114	63.6	6.95	22	4.9	17	3.8	83†
Reich	93	56	568	60.2	6.11	1	1.1	4	4.3	47
Reed	1	1	32	100.0	32.0	0	0.0	0	0.0	32
BILLS	542	342	3714	63.1	6.85	23	4.2	21	3.9	83†
OPPONENTS	535	314	3812	58.7	7.13	26	4.9	16	3.0	57
Sack/Lost		Rating								
34/244		84.6								
7/57		63.4								
0/0		118.8								
41/301		81.2								
25/152		84.4								

1995 SEASON STATISTICS

10-6 | 1ST IN AFC EAST | HEAD COACH MARV LEVY



Date	W/L Score	Opponent	Attendance
9/3	L 7-22	at Denver	75,157
9/10	W 31-9	Carolina	79,190
9/17	W 20-14	Indianapolis	62,499
10/2	W 22-19	at Cleveland	76,211
10/8	W 29-10	NY Jets	79,485
10/15	W 27-21	Seattle	74,362
10/23	L 14-27	at New England	60,203
10/29	L 6-23	at Miami	71,060
11/5	W 16-10	at Indianapolis	59,612
11/12	W 23-17	Atlanta	62,690
11/19	W 28-26	at NY Jets	54,436
11/26	L 25-35	New England	69,384
12/3	L 17-27	at San Francisco	65,568
12/10	W 45-27	at St. Louis	64,623
12/17	W 23-20	Miami	79,531
12/24	L 17-28	Houston	45,253

AFC WILD CARD PLAYOFF
 12/30 W 37-22 Miami 73,103
AFC DIVISIONAL PLAYOFF
 1/6 L 21-40 at Pittsburgh 59,072

	BUF	OPP
TOTAL FIRST DOWNS	300	287
Rushing	130	93
Passing	142	180
Penalty	28	14
3rd Down: Made/Att	71/225	84/244
3rd Down Pct.	31.6	34.4
4th Down: Made/Att	7/13	13/23
4th Down: Pct.	53.8	56.5

POSSESSION AVG. 28:10 31:50

	BUF	OPP
TOTAL NET YARDS	5117	5128
Avg. Per Game	319.8	320.5
Total Plays	1059	1084
Avg. Per Play	4.8	4.7

	BUF	OPP
NET YARDS RUSHING	1993	1626
Avg. Per Game	124.6	101.6
Total Rushes	521	453

	BUF	OPP
NET YARDS PASSING	3124	3502
Avg. Per Game	195.3	218.9
Sacked/Yards Lost	32/224	49/362
Gross Yards	3348	3864
Att./Completions	506/279	582/310
Completion Pct.	55.1	53.3
Had Intercepted	14	17

PUNTS/AVERAGE 86/40.4 90/42.8

NET PUNTING AVG. 36.2 35.1

PENALTIES/YARDS 89/672 115/890

FUMBLES/BALL LOST 25/12 23/11

	BUF	OPP
TOUCHDOWNS	37	33
Rushing	10	16
Passing	24	14
Returns	3	3

SCORE BY PERIOD	Q1	Q2	Q3	Q4	OT	PTS
BILLS	73	115	97	65	0	350
OPPONENTS	64	79	89	103	0	335

SCORING	TD	Ru	Pa	Rt	K-PAT	FG	S	Pts
Christie	0	0	0	0	33/35	1/40	126	
Brooks	11	0	0	0	0/0	0/0	66	
Thomas	8	6	2	0	0/0	0/0	0 48	
Holmes	4	4	0	0	0/0	0/0	0 24	
Armour	3	0	3	0	0/0	0/0	0 18	
Reed	3	0	3	0	0/0	0/0	0 18	
Tasker	3	0	3	0	0/0	0/0	0 18	
Gardner	1	0	0	1	* 0/0	0/0	0 8	
Bennett	1	0	0	1	0/0	0/0	0 6	
Copeland	1	0	1	0	0/0	0/0	0 6	
Johnson	1	0	1	0	0/0	0/0	0 6	
Schulz	1	0	0	1	0/0	0/0	0 6	
BILLS	37	10	24	3	33/35	1/40	350	
OPP	33	16	14	3	29/29	34/31	335	

2-Pt Conversions: **BILLS** 1-2, **OPP** 2-4

SACKS: Paup 17.5, B. Smith 10.5, Hansen 10.0, Jeffcoat 2.5, Washington 2.5.
Bennett 2.0, **Rogers** 2.0, **D. White** 1.0, **Wilson** 1.0
BILLS: 49.0
OPPONENTS: 32.0

RUSHING	No.	Yds	Avg	Long	TD
Thomas	267	1005	3.8	49	6
Holmes	172	698	4.1	38	4
Gardner	20	77	3.9	17	0
Tasker	8	74	9.3	17	0
Reed	7	48	6.9	14	0
Jourdain	8	31	3.9	19	0
Collins	9	23	2.6	10	0
Kelly	17	20	1.2	17	0
Tindale	5	16	3.2	6	0
Brooks	3	7	2.3	9	0
Copeland	1	-1	-1.0	-1	0
Armour	4	-5	-1.2	6	0
BILLS	521	1993	3.8	49	10
OPP	453	1626	3.6	39	16

RECEIVING	No.	Yds	Avg	Long	TD
Brooks	53	763	14.4	51	11
Johnson	49	504	10.3	52	1
Copeland	42	646	15.4	77	1
Armour	26	300	11.5	28	3
T. Thomas	26	220	8.5	60	2
Reed	24	312	13.0	41	3
Holmes	24	214	8.9	47	0
Tasker	20	255	12.8	43	3
Cline	8	64	8.0	17	0
Coons	3	28	9.3	13	0
Gardner	2	17	8.5	13	0
D. Thomas	1	18	18.0	18	0
Jourdain	1	7	7.0	7	0
BILLS	279	3348	12.0	77	24
OPP	310	3864	12.5	54	14

INTERCEPTIONS	No.	Yds	Avg	Long	TD
Schulz	6	48	8.0	32	1
Darby	2	37	18.5	37	0
T. Smith	2	23	11.5	13	0
Paup	2	0	0.0	0	0
Bennett	1	69	69.0	69	1
Burris	1	19	19.0	19	0
Evans	1	18	18.0	18	0
Jones	1	10	10.0	10	0
White	1	9	9.0	9	0
BILLS	17	233	13.7	69	2
OPP	14	187	13.4	49	0

PUNTING	No.	Yds	Avg	Net	TB	In	Lg	B
Mohr	86	3473	40.4	36.2	7	23	60	0
BILLS	86	3473	40.4	36.2	7	23	60	0
OPP	90	3854	42.8	35.1	11	19	73	0

PUNT RETURNS	Ret	FC	Yds	Avg	Long	TD
Burris	20	1	229	11.5	40	0
Tasker	17	7	204	12.0	44	0
Brooks	6	2	35	5.8	15	0
Copeland	2	1	8	4.0	7	0
Jourdain	1	0	0	0.0	0	0
D. Thomas	1	0	0	0.0	0	0
BILLS	47	11	476	10.1	44	0
OPP	23	30	224	9.7	69	1

KICKOFF RETURNS	No.	Yds	Avg	Long	TD
Holmes	39	799	20.5	42	0
Jourdain	19	348	18.3	41	0
Tindale	6	62	10.3	20	0
Green	2	37	18.5	22	0
Cline	1	11	11.0	11	0
Irvin	1	12	12.0	12	0
Louchiey	1	13	13.0	13	0
Pike	1	20	20.0	20	0
BILLS	70	1302	18.6	42	0
OPP	73	1615	22.1	46	0

FIELD GOALS	1-19	20-29	30-39	40-49	50+
Christie	0-0	13-14	13-15	3-6	2-5
BILLS	0-0	13-14	13-15	3-6	2-5
OPP	0-0	11-11	15-19	3-8	5-5

Christie: () | (39G)|(35G,38G)|(38G,31G,22N,33G) (38G,44N,24G,32G,51G,27G)|(50N,43G,26G) (23G,23G,47N)|(32G,32G)|(39G,23G,33G,50N,38N) (23G,38G,21G)|(42N,32N)|(51G,48G)|(23G)|(50N,28G) (20G,24G,25G)|(44G)
OPPONENTS: (22G,52G,20G,38N,38G,37G) (32N,34G,52G,32G)|(39B)|(43N,32G,47G,23G,38G) (26G,33N)|()|(39G,42B,24G)|(24G,33G,22G)|(37G) (44N,50G,49B)|(30G,35G)|(29G,43G)|(46N,20G,40G) (28G,37G,51G,25G)|(50G,30G)|(39G,33G)

USUAL STARTERS

OFFENSE	WR	85	Russell Copeland
LT	70	John Fina	
LG	79	Ruben Brown	
C	67	Kent Hull	
RG	60	Jerry Ostroski	
RT	74	Glenn Parker	
TE	84	Lannie Johnson	
WR	80	Bill Brooks	
WR	81	Justin Armour (9)	
	83	Andre Reed (6)	
RB	34	Thurman Thomas	
QB	12	Jim Kelly	

DEFENSE	LE	90	Phil Hansen
NT	92	Ted Washington	
RE	78	Bruce Smith	
LOLB	95	Bryce Paup	
LILB	58	Marlo Perry	
RILB	97	Cornelius Bennett	
ROLB	59	Sam Rogers	
LCB	22	Jeff Burris	
RCB	28	Thomas Smith	
FS	24	Kurt Schulz	
SS	20	Henry Jones	
ROLB	59	Sam Rogers	

PASSING	Att	Cmp	Yds	Cmp%	Yds/Att	TD	TD%	Int	Int%	Long	Sack/Lost	Rating
Kelly	458	255	3130	55.7	6.83	22	4.8	13	2.8	77	26/181	81.1
Collins	29	14	112	48.3	3.86	0	0.0	1	3.4	18	6/43	44.0
Van Pelt	18	10	106	55.6	5.89	2	11.1	0	0.0	19	0/0	110.0
Armour	1	0	0	0.0	0.00	0	0.0	0	0.0	0	0/0	39.6
BILLS	506	279	3348	55.1	6.62	24	4.7	14	2.8	77	32/224	79.9
OPPONENTS	582	310	3864	53.3	6.64	14	2.4	17	2.9	54	49/362	70.0

1996 SEASON STATISTICS

10-6 | 2ND IN AFC EAST | HEAD COACH MARV LEVY



Date	W/L Score	Opponent	Attendance
9/1	W 23-20 (OT)	at NY Giants	74,218
9/8	W 17-10	New England	78,104
9/16	L 6-24	at Pittsburgh	59,002
9/22	W 10-7	Dallas	78,098
10/6	W 16-13 (OT)	Indianapolis	79,401
10/13	L 7-21	Miami	79,642
10/20	W 25-22	at NY Jets	49,775
10/27	L 25-28	at New England	58,858
11/3	W 38-13	Washington	78,002
11/10	W 24-17	at Philadelphia	66,613
11/17	W 31-17	Cincinnati	75,549
11/24	W 35-10	NY Jets	60,854
12/1	L 10-13 (OT)	at Indianapolis	53,804
12/8	L 18-26	at Seattle	41,373
12/16	L 14-16	at Miami	67,016
12/22	W 20-9	Kansas City	68,671

AFC WILD CARD PLAYOFF

12/28	L 27-30	Jacksonville	70,213
-------	---------	--------------	--------

	BUF	OPP
TOTAL FIRST DOWNS	294	283
Rushing	128	94
Passing	149	168
Penalty	17	21
3rd Down: Made/Att	83/238	92/259
3rd Down Pct.	34.9	35.5
4th Down: Made/Att	9/14	5/17
4th Down: Pct.	64.3	29.4

POSSESSION AVG. 28:40 31:20

	5119	4737
TOTAL NET YARDS	5119	4737
Avg. Per Game	319.9	296.1
Total Plays	1094	1105
Avg. Per Play	4.7	4.3

	1901	1669
NET YARDS RUSHING	1901	1669
Avg. Per Game	118.8	104.3
Total Rushes	563	495

	3218	3068
NET YARDS PASSING	3218	3068
Avg. Per Game	201.1	191.8
Sacked/Yards Lost	48/340	48/341
Gross Yards	3558	3409
Att./Completions	483/279	562/292
Completion Pct.	57.8	52.0
Had Intercepted	24	14

PUNTS/AVERAGE 101/41.5 102/43.2

NET PUNTING AVG. 36.5 36.7

PENALTIES/YARDS 106/831 86/607

FUMBLES/BALL LOST 25/13 23/14

	35	28
TOUCHDOWNS	35	28
Rushing	14	12
Passing	18	11
Returns	3	5

SCORE BY PERIOD	Q1	Q2	Q3	Q4	OT	PTS
BILLS	37	110	77	89	6	319
OPPONENTS	70	63	39	91	3	266

SCORING	TD	R	Pa	Rt	K-PAT	FG	S	Pts
Christie	0	0	0	0	0	33/33	24/29	0 105
T. Thomas	8	8	0	0	0/0	0/0	0	0 48
Reed	6	0	6	0	0/0	0/0	0	0 36
Holmes	5	4	1	0	1*	0/0	0	0 32
Early	4	0	4	0	1*	0/0	0	0 26
Moulds	3	0	2	1	0/0	0/0	0	0 18
Tasker	3	0	3	0	0/0	0/0	0	0 18
Kelly	2	2	0	0	0/0	0/0	0	0 12
Brantley	1	0	1	0	0/0	0/0	0	0 6
Cline	1	0	1	0	0/0	0/0	0	0 6
Northern	1	0	0	1	0/0	0/0	0	0 6
White	1	0	0	1	0/0	0/0	0	0 6
BILLS	35	14	18	3	33/33	24-29	319	
OPP	28	12	11	5	25/26	23/36	1 266	

2-Pt Conversions BILLS 2-2, OPP 1-2

SACKS: B. Smith 13.5, Hansen 8.0, Paup 6.0, Jeffcoat 5.0, Northern 5.0, Rogers 3.5, Washington 3.5, Irvin 2.0, Kerner 1.0, White 0.5

BILLS: 48.0, OPPONENTS: 48.0

RUSHING	No.	Yds	Avg	Long	TD
T. Thomas	281	1033	3.7	36	8
Holmes	189	571	3.0	37	4
Kelly	19	66	3.5	22	2
Tindale	14	49	3.5	15	0
Moulds	12	44	3.7	11	0
Collins	21	43	2.0	10	0
Early	3	39	13.0	29	0
Tasker	9	31	3.4	11	0
Reed	8	22	2.8	13	0
Bratton	4	8	2.0	5	0
Van Pelt	3	-5	-1.7	-1	0
BILLS	563	1901	3.4	37	14
OPP	495	1669	3.4	51	12

RECEIVING	No.	Yds	Avg	Long	TD
Reed	66	1036	15.7	67†	6
Early	50	798	16.0	95†	4
Johnson	46	457	9.9	33	0
T. Thomas	26	254	9.8	69	0
Tasker	21	372	17.7	62	3
Moulds	20	279	14.0	47	2
Cline	19	117	6.2	15	1
Holmes	16	102	6.4	20	1
Copeland	7	85	12.1	31	0
Brantley	5	47	9.4	22†	1
Coons	1	12	12.0	12	0
Louchiey	1	0	0.0	0	0
Tindale	1	-1	-1.0	-1	0
BILLS	279	3558	12.8	95†	18
OPP	292	3409	11.7	61	11

INTERCEPTIONS	No.	Yds	Avg	Long	TD
Schulz	4	24	6.0	19	0
Martin	2	35	17.5	31	0
Stevens	2	0	0.0	0	0
Burris	1	28	28.0	28	0
Spielman	1	14	14.0	14	0
Kerner	1	6	6.0	6	0
Perry	1	6	6.0	6	0
Jackson	1	0	0.0	0	0
T. Smith	1	0	0.0	0	0
BILLS	14	113	8.1	31	0
OPP	24	498	20.8	91†	4

PUNTING	No	Yds	Avg	Net TB	In	Log B
Mohr	101	4194	41.5	36.5	13	27 80 0
BILLS	101	4194	41.5	36.5	13	27 80 0
OPP	102	4406	43.2	36.7	12	27 66 1

PUNT RETURNS	Ret	FC	Yds	Avg	Long	TD
Burris	27	7	286	10.6	45	0
Copeland	14	7	119	8.5	19	0
Tasker	2	1	18	9.0	12	0
BILLS	43	15	423	9.8	45	0
OPP	40	25	246	6.2	87†	1

KICKOFF RETURNS	No.	Yds	Avg	Long	TD
Moulds	52	1205	23.2	97†	1
Copeland	6	136	22.7	47	0
BILLS	58	1341	23.1	97†	1
OPP	65	1255	19.3	32	0

FIELD GOALS	1-19	20-29	30-39	40-49	50+
Christie	0-0	5-6	12-14	7-8	0-1
BILLS	0-0	5-6	12-14	7-8	0-1
OPP	2-2	8-11	6-10	7-12	0-1

Christie: (28G,39G,34G)|(33G,37N)|(31G,45G)(32G)|(42G,37G,39G)()
(48G,32G,36N,47G,23G,33G,47G)|(33G)|(33G,50N)
(38G)|(22G)()|(24G)|(22G)|(20N)|(41G,48N,42G)
OPPONENTS: (22G,34G)|(42G,45N,25N,47B)
(30G,37B,24B)|(36B)|(46N,44G,41G)|(33N)
(43N)|(40G,32G,54N)()|(23G)|(30G)|(25G)
(33N,41B,25G,49G)|(27N,41G,38G,22G,30G)
(29G,41G,18G)|(19G,24G,26G)

USUAL STARTERS

OFFENSE

WR	88	Quinn Early
TE	86	Tony Cline
LT	70	John Fina
LG	79	Ruben Brown
C	67	Kent Hull
RG	60	Jerry Ostrroski
RT	74	Glenn Parker
TE	84	Lonnice Johnson
WR	83	Andre Reed
RB	34	Thurman Thomas
QB	12	Jim Kelly

DEFENSE

LE	90	Phil Hansen
NT	92	Ted Washington
RE	78	Bruce Smith
LOLB	95	Bryce Paup
LILB	54	Chris Spielman
RILB	55	Mark Maddox
ROLB	59	Sam Rogers
LCB	22	Jeff Burris
RCB	28	Thomas Smith
FS	24	Kurt Schulz
SS	23	Matt Stevens

PASSING	Att	Cmp	Yds	Cmp%	Yds/Att	TD	TD%	Int	Int%	Long	Sack/Lost	Rating
Kelly	379	222	2810	58.6	7.41	14	3.7	19	5.0	67†	37/287	73.2
Collins	99	55	739	55.6	7.46	4	4.0	5	5.1	95†	11/53	71.9
Van Pelt	5	2	9	40.0	1.80	0	0.0	0	0.0	5	0/0	47.9
BILLS	483	279	3558	57.8	7.37	18	3.7	24	5.0	95†	48/340	72.6
OPPONENTS	562	292	3409	52.0	6.07	11	2.0	14	2.5	61	48/341	66.8

1997 SEASON STATISTICS

6-10 | 4TH IN AFC EAST | HEAD COACH MARV LEVY



Date	W/L Score	Opponent	Attendance
8/31	L 13-34	Minnesota	79,139
9/7	W 28-22	at NY Jets	72,988
9/14	L 16-22	at Kansas City	78,169
9/21	W 37-35	Indianapolis	55,340
10/5	W 22-13	Detroit	78,025
10/12	L 6-33	at New England	59,802
10/20	W 9-6	at Indianapolis	61,139
10/26	L 20-23 (OT)	Denver	78,458
11/2	W 9-6	Miami	78,011
11/9	L 10-31	New England	65,783
11/17	L 13-30	at Miami	74,155
11/23	L 14-31	at Tennessee	23,571
11/30	W 20-10	NY Jets	47,776
12/7	L 3-6	at Chicago	39,784
12/14	L 14-20	Jacksonville	41,231
12/20	L 21-31	at Green Bay	60,108

	BUF	OPP
TOTAL FIRST DOWNS	268	265
Rushing	98	85
Passing	144	160
Penalty	26	20
3rd Down: Made/Att	53/212	85/240
3rd Down Pct.	25.0	35.4
4th Down: Made/Att	11/29	7/16
4th Down: Pct.	37.9	43.8

POSSESSION AVG. 27:59 32:01

TOTAL NET YARDS	
Avg. Per Game	291.1 303.3
Total Plays	1014 1041
Avg. Per Play	4.6 4.7

NET YARDS RUSHING	
Avg. Per Game	111.4 112.0
Total Rushes	422 493

NET YARDS PASSING	
Avg. Per Game	179.7 191.3
Sacked/Yards Lost	46/338 46/344
Gross Yards	3213 3405
Att./Completions	546/293 502/287
Completion Pct.	53.7 57.2
Had Intercepted	25 15

PUNTS/AVERAGE 91/41.4 86/42.0

NET PUNTING AVG. 36.0 36.1

PENALTIES/YARDS 92/742 98/992

FUMBLES/BALL LOST 39/17 23/7

TOUCHDOWNS	
Rushing	12 11
Passing	14 17
Returns	0 9

SCORE BY PERIOD	Q1	Q2	Q3	Q4	OT	PTS
	BILLS	19	66	45	125	0
OPPONENTS	78	118	68	100	3	367

SCORING		TD	Ru	Pa	Rt	K-PAT	FG	S	Pts
Christie	0	0	0	0	21	21	24/30	0	93
A. Smith	8	8	0	0	0	0	0/0	0	48
Early	5	0	5	0	0	0	0/0	0	30
Reed	5	0	5	0	0	0	0/0	0	30
Riemersma	2	0	2	0	1*		0/0	0	14
Holmes	2	2	0	0	0	0	0/0	0	12
Johnson	2	0	2	0	0	0	0/0	0	12
T. Thomas	1	1	0	0	0	0	0/0	0	6
Van Pelt	1	1	0	0	0	0	0/0	0	6
Hansen	0	0	0	0	0	0	0/0	0	12
Moulds	0	0	0	0	1*		0/0	0	2
BILLS	26	12	14	0	21	21	24/30	1	255
OPP	37	11	17	9	34	35	37/46	367	

SACKS: B. Smith 14.0, Paup 9.5, Hansen 6.0, Moran 4.5, Washington 4.0, Rogers 3.5, Jones 2.0, Holeczek 1.5, Covington 0.5, Jeffcoat 0.5
BILLS: 46.0
OPPONENTS: 46.0

RUSHING		No.	Yds	Avg	Long	TD
A. Smith	194	840	4.3	56t	8	
T. Thomas	154	643	4.2	24	1	
Holmes	22	106	4.8	19	2	
Collins	30	77	2.6	11	0	
Moulds	4	59	14.8	29	0	
Van Pelt	11	33	3.0	9	1	
Reed	3	11	3.7	9	0	
Hobert	2	7	3.5	7	0	
Johnson	1	6	6.0	6	0	
Mohr	1	0	0.0	0	0	
BILLS	422	1782	4.2	56t	12	
OPP	493	1792	3.6	78t	11	

RECEIVING		No.	Yds	Avg	Long	TD
Reed	60	880	14.7	77t	5	
Early	60	853	14.2	45	5	
Johnson	41	340	8.3	62t	2	
T. Thomas	30	208	6.9	30	0	
Moulds	29	294	10.1	32	0	
A. Smith	28	177	6.3	19	0	
Riemersma	26	208	8.0	22	2	
Holmes	13	106	8.2	22	0	
Tindale	4	105	26.3	45	0	
Cline	1	29	29.0	29	0	
Reese	1	13	13.0	13	0	
BILLS	293	3213	11.0	77t	14	
OPP	287	3405	11.9	60	17	

INTERCEPTIONS		No.	Yds	Avg	Long	TD
Irvin	2	28	14.0	28	0	
Schultz	2	23	11.5	21	0	
Kerner	2	20	10.0	20	0	
Burris	2	19	9.5	10	0	
Moran	2	12	6.0	12	0	
Maddox	1	25	25.0	25	0	
Martin	1	12	12.0	12	0	
Spielman	1	8	8.0	8	0	
Covington	1	6	6.0	6	0	
Perry	1	4	4.0	4	0	
BILLS	15	157	10.5	28	0	
OPP	25	359	14.4	62t	3	

PUNTING		No.	Yds	Avg	Net	TB	In	Lg	B
Mohr	90	3764	41.8	36.0	6	24	59	1	
BILLS	91	3764	41.4	36.0	6	24	59	1	
OPP	86	3608	42.0	36.1	8	33	65	1	

PUNT RETURNS		Ret	FC	Yds	Avg	Long	TD
Burris	21	8	198	9.4	32	0	
Tasker	12	9	113	9.4	47	0	
Galloway	2	2	15	7.5	15	0	
Moulds	2	0	20	10.0	10	0	
Jackson	1	0	0	0.0	0	0	
Jones	1	0	0	0.0	0	0	
BILLS	39	19	346	8.9	47	0	
OPP	44	24	366	8.3	29	0	

KICKOFF RETURNS		No.	Yds	Avg	Long	TD
Moulds	43	921	21.4	53	0	
Holmes	23	430	18.7	36	0	
Galloway	6	130	21.7	30	0	
Burris	1	10	10.0	10	0	
Cline	1	0	0.0	0	0	
Coons	1	12	12.0	12	0	
Pike	1	11	11.0	11	0	
Tasker	1	12	12.0	12	0	
Wiley	1	12	12.0	12	0	
BILLS	78	1538	19.7	53	0	
OPP	55	1385	25.2	96t	3	

FIELD GOALS 1-19 20-29 30-39 40-49 50+
 Christie 0-0 6-6 9-12 8-10 1-2
 BILLS 0-0 6-6 9-12 8-10 1-2
 OPP 2-2 11-11 12-15 9-13 3-5

Christie: (28G,46G)|(46G,33G,30G)|(27G)
 (47G,33G)|(34N)|(22G,47G,32N,27G)|(30G,55G)
 (41G,40G,39N,65N,39G)|(23G)|(36G,24G)|(36B)
 (49G,34G)|(41N,43G)|(38G,31G)
 OPPONENTS: (21G,43G)|(39N,26G,19G,52G)
 (46G,45G,48N,42G)|(39G,36G,49G,22G,25G)
 (28G,30G)|(20G,23G,41G,52G)|(51N,39G,32G)
 (38N,23G,22G,33G)|(32N,27G,35G)|(42G,42N,45N)
 (37G,30G,35G)|(51G)|(53N,22G)|(41G,38G)
 (19G,47G)|(45N,35G)

USUAL STARTERS	
OFFENSE	
WR	88 Quinn Early
LT	70 John Fina
LG	79 Ruben Brown
C	61 Dusty Zeigler
RG	68 Corbin Lacina
RT	60 Jerry Ostrski (10)
	72 Corey Louchiey (6)
TE	84 Lonnie Johnson
WR	83 Andre Reed
TE/WR	49 Jay Riemersma (8)
	80 Eric Moulds (7)
RB	34 Thurman Thomas
QB	15 Todd Collins

DEFENSE	
LE	90 Phil Hansen
NT	92 Ted Washington
	98 Sean Moran (7)
RE	78 Bruce Smith
LOLB	95 Bryce Paup
LILB	54 Chris Spielman (8)
MLB	52 John Holeczek (7)
RILB	57 Damien Covington (8)
ROLB	59 Sam Rogers
LCB	22 Jeff Burris
RCB	28 Thomas Smith
FS	24 Kurt Schulz
SS	20 Henry Jones

PASSING	Att	Cmp	Yds	Cmp%	Yds/Att	TD	TD%	Int	Int%	Long	Sack/Lost	Rating
Collins	291	215	2367	55.0	6.05	12	3.1	13	3.3	77t	39/278	69.5
Van Pelt	124	60	684	48.4	5.52	2	1.6	10	8.1	39	4/33	37.2
Hobert	30	17	133	56.7	4.43	0	0.0	2	6.7	20	2/7	40.0
Mohr	1	1	29	100.0	29.00	0	0.0	0	0.0	29	0/0	118.8
Reed	0	0	0	—	—	0	—	0	—	—	1/20	—
BILLS	546	283	3214	53.7	5.88	14	2.6	25	4.6	77t	46/338	60.8
OPPONENTS	502	287	3405	57.2	6.78	17	3.4	15	3.0	60	46/344	76.8

1998 SEASON STATISTICS

10-6 | T-2ND IN AFC EAST | HEAD COACH WADE PHILLIPS



Date	W/L Score	Opponent	Attendance
9/6	L 14-16	at San Diego	64,037
9/13	L 7-13	at Miami	73,097
9/20	L 33-34	St. Louis	65,199
10/4	W 26-21	San Francisco	76,615
10/11	W 31-24	at Indianapolis	52,938
10/18	W 17-16	Jacksonville	77,635
10/25	W 30-14	at Carolina	64,050
11/1	W 30-24	Miami	79,011
11/8	L 12-34	at NY Jets	75,403
11/15	W 13-10	New England	72,020
11/22	W 34-11	Indianapolis	49,032
11/29	L 21-25	at New England	58,304
12/6	W 33-20	at Cincinnati	54,359
12/13	W 44-21	Oakland	62,002
12/19	L 10-17	NY Jets	79,056
12/27	W 45-33	at New Orleans	39,707

AFC WILD CARD PLAYOFF

1/2 L 17-24 at Miami 72,698

	BUF	OPP
TOTAL FIRST DOWNS	319	283
Rushing	115	79
Passing	176	168
Penalty	28	36
3rd Down: Made/Att	97/219	80/207
3rd Down Pct.	44.3	38.6
4th Down: Made/Att	3/8	10/18
4th Down Pct.	37.5	55.6

POSSESSION AVG. 32:26 27:34

	5541	4691
TOTAL NET YARDS	5541	4691
Avg. Per Game	346.3	293.2
Total Plays	1033	949
Avg. Per Play	5.4	4.9

	2161	1493
NET YARDS RUSHING	2161	1493
Avg. Per Game	135.1	93.3
Total Rushes	531	375

	3380	3198
NET YARDS PASSING	3380	3198
Avg. Per Game	211.3	199.9
Sacked/Yards Lost	41/241	43/276
Gross Yards	3621	3474
Att./Completions	461/269	532/294
Completion Pct.	58.4	55.3
Had Intercepted	14	18

PUNTS/AVERAGE 69/41.8 77/44.9

NET PUNTING AVG. 33.2 37.5

PENALTIES/YARDS 123/993 104/836

FUMBLES/BALL LOST 17/6 21/13

	43	39
TOUCHDOWNS	43	39
Rushing	13	11
Passing	28	27
Returns	2	1

SCORE BY PERIOD	Q1	Q2	Q3	Q4	OT	PTS
BILLS	67	139	95	99	0	400
OPPONENTS	40	97	70	126	0	333

SCORING	TD	R	Pa	Rt	K-PAT	FG	S	Pts
Christie	0	0	0	0	41/41	33/41	0	140
Moulds	9	0	9	0	0/0	0/0	0	54
A. Smith	8	0	8	0	0/0	0/0	0	48
Riemersma	6	0	6	0	0/0	0/0	0	36
Reed	5	0	5	0	0/0	0/0	0	30
Gash	3	0	3	0	0/0	0/0	0	18
Thomas	3	2	1	0	0/0	0/0	0	18
L. Johnson	2	0	2	0	0/0	0/0	0	12
Early	1	0	1	0	0/0	0/0	0	6
Flutie	1	0	0	0/0	0/0	0/0	0	6
Hansen	1	0	0	1	0/0	0/0	0	6
R. Johnson	1	0	0	0/0	0/0	0/0	0	6
Linton	1	0	0	0/0	0/0	0/0	0	6
Northern	1	0	0	1	0/0	0/0	0	6
K. Williams	1	0	1	0	0/0	0/0	0	6
Washington	0	0	0	0/0	0/0	0/0	1	2
BILLS	43	13	28	2	41/41	33/41	1	400
OPP	39	11	27	1	28/28	21/26	0	333
2-Pt Conversions:	BILLS	0-2	OPP	4-11				

SACKS: B. Smith 10.0, Hansen 7.5, Price 5.0, Rogers 4.5, Washington 4.5, Wiley 3.5, P. Williams 3.5, Northern 2.0, Smedley 2.0, Simmons LG 0.5, Simmons TM 0.5
BILLS: 43.0
OPPONENTS: 41.0

RUSHING	No.	Yds	Avg	Long	TD
A. Smith	300	1124	3.7	30	8
Thomas	93	381	4.1	17†	2
Flutie	48	248	5.2	23	1
Linton	45	195	4.3	20	1
R. Johnson	24	123	5.1	32	1
K. Williams	5	46	9.2	28	0
Gash	11	32	2.9	11	0
Holmes TM	2	8	4.0	5	0
C. Williams	2	5	2.5	3	0
Van Pelt	1	-1	-1.0	-1	0
BILLS	531	2161	4.1	32	13
OPP	375	1493	4.0	46	11

RECEIVING	No.	Yds	Avg	Long	TD
Moulds	67	1368	20.4	84†	9
Reed	63	795	12.6	67†	5
K. Williams	29	392	13.5	55	1
Thomas	26	220	8.5	26	1
Riemersma	25	288	11.5	28	6
Early	19	217	11.4	37	1
Gash	19	165	8.7	20	3
L. Johnson	14	146	10.4	27	2
A. Smith	5	11	2.2	9	0
Linton	1	10	10.0	10	0
Holmes TM	1	9	9.0	9	0
BILLS	269	3621	13.5	84†	28
OPP	294	3474	11.8	72†	27

INTERCEPTIONS	No.	Yds	Avg	Long	TD
Schultz	6	48	8.0	24	0
Jones	3	0	0.0	0	0
Jackson	2	27	13.5	27	0
Cowart	2	23	11.5	23	0
Irvin	1	43	43.0	43	0
Northern	1	40	40.0	40†	1
Martin	1	23	23.0	23	0
T. Smith	1	0	0.0	0	0
Washington	1	0	0.0	0	0
BILLS	18	204	11.3	43	1
OPP	14	65	4.6	18	0

PUNTING	No.	Yds	Avg	Net	TB	In	LG	B
Mohr	69	2882	41.8	33.2	11	18	57	0
BILLS	69	2882	41.8	33.2	11	18	57	0
OPP	77	3459	44.9	37.5	10	13	69	0

PUNT RETURNS	Ref	FC	Yds	Avg	Long	TD
K. Williams	37	11	369	10.0	73	0
BILLS	37	11	369	10.0	73	0
OPP	32	17	374	11.7	75†	1

KICKOFF RETURNS	No.	Yds	Avg	Long	TD
K. Williams	47	1059	22.5	46	0
Gash	3	41	13.7	17	0
L. Johnson	3	18	6.0	16	0
Cummings	1	21	21.0	21	0
Holmes TM	1	20	20.0	20	0
Riemersma	1	9	9.0	9	0
BILLS	56	1168	20.9	46	0
OPP	77	1638	21.3	55	0

FIELD GOALS	1-19	20-29	30-39	40-49	50+
Christie	1-1	10-12	12-14	9-11	1-3
BILLS	1-1	10-12	12-14	9-11	1-3
OPP	0-0	7-7	5-7	8-11	1-1

Christie: [21N,39N]([36G])([24G,51N,19G,38G,45G])([53N,39G])([24G])([42G,47G,44G])([49N,22G,36G,25G])([40G,37G,44G,21G])([31G,20G,40N])([35G,24G])([35N,34G,26G,22G])([20G,52G,46G,34G])([32G,49G,32G])([28N,44G])([35G])
OPPONENTS: (48G,47G,54G)([33G,27G])([27G,25G])([48N])([22G,33G,43G,41G])([35G,23G,27G])([38G])([49G,43G])([39N,38G,39N])([27G])([44G,42N])([48G,46N])()

USUAL STARTERS

OFFENSE		
WR	80	Eric Moulds
LT	70	John Fina
LG	79	Ruben Brown
C	61	Dusty Zeigler
RG	72	Joe Panos
RT	60	Jerry Ostrroski
TE	84	Lonnnie Johnson
WR	83	Andre Reed
FB	33	Sam Gash
RB	23	Antowain Smith
QB	7	Doug Flutie (10)
	11	Rob Johnson (6)

DEFENSE		
LE	90	Phil Hansen
NT	92	Ted Washington
RE	78	Bruce Smith
LOLB	59	Sam Rogers
LILB	52	John Holecak
RIILB	56	Sam Cowart
ROLB	99	Gabe Northern
LCB	27	Ken Irvin
RCB	28	Thomas Smith
FS	24	Kurt Schultz
SS	20	Henry Jones

PASSING	Att	Cmp	Yds	Cmp%	Yds/Att	TD	TD%	Int	Int%	Long	Sack/Lost	Rating
Flutie	354	202	2711	57.1	7.66	20	5.6	11	3.1	84†	12/78	87.4
R. Johnson	107	67	910	62.6	8.50	8	7.5	3	2.8	66†	29/163	102.9
BILLS	461	269	3621	58.4	7.85	28	6.1	14	3.0	84†	41/241	91.0
OPPONENTS	532	294	3474	55.3	6.53	27	5.1	18	3.4	72†	43/276	78.2

1999 SEASON STATISTICS

11-5 | 2ND IN AFC EAST | HEAD COACH WADE PHILLIPS



Date	W/L Score	Opponent	Attendance
9/12	L 14-31	at Indianapolis	56,238
9/19	W 17-3	NY Jets	68,839
9/26	W 26-0	Philadelphia	70,872
10/4	W 23-18	at Miami	74,073
10/10	W 24-21	Pittsburgh	71,038
10/17	L 14-20	Oakland	71,113
10/24	L 16-26	at Seattle	66,301
10/31	W 13-10	at Baltimore	68,673
11/7	W 34-17	at Washington	78,721
11/14	W 23-3	Miami	72,810
11/21	L 7-17	at NY Jets	79,285
11/28	W 17-7	New England	72,111
12/12	L 17-19	NY Giants	72,527
12/19	W 31-21	at Arizona	64,337
12/26	W 13-10 (OT)	at New England	55,014
1/2	W 31-6	Indianapolis	61,959

AFC WILD CARD PLAYOFF
1/8 L 16-22 at Tennessee 66,782

	BUF	OPP
TOTAL FIRST DOWNS	313	244
Rushing	117	73
Passing	173	144
Penalty	23	27
3rd Down: Made/Att	93/228	69/220
3rd Down Pct.	40.8	31.4
4th Down: Made/Att	11/21	6/18
4th Down: Pct.	52.4	33.3

POSSESSION AVG. 32:12 27:48

	5333	4045
TOTAL NET YARDS		
Avg. Per Game	333.3	252.8
Total Plays	1059	950
Avg. Per Play	5.0	4.3

	2040	1370
NET YARDS RUSHING		
Avg. Per Game	127.5	85.6
Total Rushes	519	407

	3293	2675
NET YARDS PASSING		
Avg. Per Game	205.8	167.2
Sacked/Yards Lost	27/185	37/214
Gross Yards	3478	2889
Att./Completions	513/290	506/269
Completion Pct.	56.5	53.2
Had Intercepted	16	12

PUNTS/AVERAGE 73/38.9 93/41.7

NET PUNTING AVG. 33.9 34.5

PENALTIES/YARDS 97/789 97/790

FUMBLES/BALL LOST 17/11 14/9

	35	23
TOUCHDOWNS		
Rushing	12	9
Passing	21	12
Returns	2	2

SCORE BY PERIOD	Q1	Q2	Q3	Q4	OT	PTS
BILLS	68	98	73	78	3	320
OPPONENTS	66	80	23	60	0	229

SCORING	Td	Ru	Pa	Rt	K-PAT	FG	S	Pts
Christie	0	0	0	0	33/33	25/34	0	108
Moulds	7	0	7	0	0/0	0/0	0	42
Linton	6	5	1	0	1*	0/0	0	38
A. Smith	6	6	0	0	0/0	0/0	0	36
Riemersma	4	0	4	0	0/0	0/0	0	24
P. Price	3	0	3	0	0/0	0/0	0	18
Collins	2	0	2	0	0/0	0/0	0	12
Gash	2	0	2	0	0/0	0/0	0	12
Flutie	1	1	0	0	0/0	0/0	0	6
Jones	1	0	0	1	0/0	0/0	0	6
Northern	1	0	0	1	0/0	0/0	0	6
Reed	1	0	1	0	0/0	0/0	0	6
Thomas	1	0	1	0	0/0	0/0	0	6
BILLS	35	12	21	23	33/33	25/34	0	320
OPP	23	9	12	22/22	23/31	22	0	229
2-Pt Conversions	BILLS 1-2, OPP 0-1							

SACKS: B. Smith 7.0, Hansen 6.0, Wiley 5.0, Northern 3.5, Rogers 3.0, S. Price 2.5, Washington 2.5, P. Williams 2.5, Perry 1.5, Cowart 1.0, Cummings 1.0, Holecek 1.0, Moran 0.5
BILLS: 37.0
OPPONENTS: 27.0

RUSHING	No.	Yds	Avg	Long	TD
Linton	205	695	3.4	18	5
A. Smith	165	614	3.7	52†	6
Flutie	88	476	5.4	24†	1
Thomas	36	152	4.2	31	0
Johnson	8	61	7.6	25	0
Gordon	11	38	3.5	13	0
K. Williams	1	13	13.0	13	0
Moulds	1	1	1.0	1	0
Mohr	1	0	0.0	0	0
Van Pelt	1	-1	-1.0	-1	0
Hicks	1	-2	-2.0	-2	0
P. Price	1	-7	-7.0	-7	0
BILLS	519	2040	3.9	52†	12
OPP	407	1370	3.4	40	9

RECEIVING	No.	Yds	Avg	Long	TD
Moulds	65	994	15.3	54†	7
Reed	52	536	10.3	30	1
Riemersma	37	496	13.4	38	4
P. Price	31	393	12.7	45	3
K. Williams	31	381	12.3	35	0
Linton	29	228	7.9	28	1
Gash	20	163	8.2	31	2
Collins	9	124	13.8	45	2
Loud	6	66	11.0	20	0
Jackson	4	34	8.5	16	0
Thomas	3	37	12.3	23†	1
A. Smith	2	32	16.0	23	0
Hicks	1	-6	-6.0	-6	0
BILLS	290	3478	12.0	54†	21
OPP	269	2889	10.7	50	12

INTERCEPTIONS	No.	Yds	Avg	Long	TD
Schultz	3	26	8.7	26	0
Winfield	2	13	6.5	10	0
Wiley	1	52	52.0	52	0
Holecek	1	35	35.0	35	0
T. Smith	1	29	29.0	29	0
Rogers	1	24	24.0	24	0
Irvin	1	1	1.0	1	0

Greer	1	0	0.0	0	0
Martin	1	0	0.0	0	0
BILLS	12	180	15.0	52	0
OPP	16	288	18.0	74†	1

PUNTING	No.	Yds	Avg	Net TB	In	Log B
Mohr	73	2840	38.9	33.9	7	20 60 0
BILLS	73	2840	38.9	33.9	7	20 60 0
OPP	93	3875	41.7	34.5	16	22 60 0

PUNT RETURNS	Ret	Fc	Yds	Avg	Long	TD
K. Williams	33	17	331	10.0	27	0
P. Price	1	0	16	16.0	16	0
BILLS	34	17	347	10.2	27	0
OPP	23	25	226	9.8	26	0

KICKOFF RETURNS	No.	Yds	Avg	Long	TD
K. Williams	42	840	20.0	62	0
Loud	2	26	13.0	15	0
Porter	2	41	20.5	24	0
Collins	1	6	6.0	6	0
Gash	1	13	13.0	13	0
Gordon	1	11	11.0	11	0
Jones	1	37	37.0	37†	1
P. Price	1	27	27.0	27	0
BILLS	51	1001	19.6	62	1
OPP	68	1504	22.1	93	0

FIELD GOALS	1-19	20-29	30-39	40-49	50+
Christie	2-2	10-10	7-10	3-9	3-3
BILLS	2-2	10-10	7-10	3-9	3-3
OPP	0-0	8-8	9-11	6-9	0-3

Christie: (36G,29G)|(44N,45N,35G)
(24G,29G,19G,36G,49N)|(26G,52G,31G)|(29G,36N)
(1|50G)|(25G,40G)|(23G,20G)|(31G,48G,47G,35N)
(40N,45N)|(28G)|(50G,39,48N)|(33G)|(39G,23G)|(19G)
OPPONENTS: (45B,35G)|(31G)|(50N)
(30G,44G,26G,26G)|(1|25G,32G,32N)
(40G,21G,42G,34G)|(37G,51B)|(55N,41G)|(30G)
(36G)| (42G,21G,21G,48G)| (44N,38G,33N,44N)
(27G,24G)

USUAL STARTERS

OFFENSE		Eric Moulds
WR	80	
LT	70	John Fina
LG	79	Ruben Brown
C	60	Jerry Ostroski
RG	61	Dusty Zeigler
RT	77	Robert Hicks
TE	85	Jay Riemersma
WR	83	Andre Reed
FB	33	Sam Gash
RB	23	Antwain Smith
QB	7	Doug Flutie

DEFENSE		Phil Hansen
LE	90	
NT	92	Ted Washington
RE	78	Bruce Smith
L0LB	59	Sam Rogers
L1LB	52	John Holecek
R1LB	56	Sam Cowart
ROLB	99	Gabe Northern
LCB	27	Ken Irvin
RCB	28	Thomas Smith
FS	24	Kurt Schulz
SS	20	Henry Jones

PASSING	Att	Cmp	Yds	Cmp%	Yds/Att	TD	TD%	Int	Int%	Long	Sack/Lost	Rating
Flutie	478	264	3171	55.2	6.63	19	4.0	16	3.3	54†	26/176	75.1
Johnson	34	25	298	73.5	8.76	2	5.9	0	0.0	42	1/9	119.5
Van Pelt	1	1	9	100.0	9.00	0	0.0	0	0.0	9	0/0	104.2
BILLS	513	290	3478	56.5	6.78	21	4.1	16	3.1	54†	27/185	78.1
OPPONENTS	506	269	2889	53.2	5.71	12	2.4	12	2.4	50	37/214	68.2

2000 SEASON STATISTICS

8-8 | 4TH IN AFC EAST | HEAD COACH WADE PHILLIPS



Date	W/L Score	Opponent	Attendance
9/3	W 16-13	Tennessee	72,492
9/10	W 27-18	Green Bay	72,722
9/17	L 14-27	at NY Jets	77,884
10/1	L 16-18	Indianapolis	72,617
10/8	L 13-22	at Miami	73,901
10/15	W 27-24(OT)	San Diego	72,351
10/22	L 27-31	at Minnesota	64,116
10/29	W 23-20	NY Jets	72,861
11/5	W 16-13(OT)	at New England	60,292
11/12	W 20-3	Chicago	72,420
11/19	W 21-17	at Kansas City	78,457
11/26	L 17-31	at Tampa Bay	65,546
12/3	L 6-33	Miami	73,002
12/11	L 20-44	at Indianapolis	56,671
12/17	L 10-13(OT)	New England	47,230
12/23	W 42-23	at Seattle	61,025

TOTAL FIRST DOWNS	BUF	OPP
Rushing	309	252
Passing	111	76
Penalty	174	153
3rd Down: Made/Att	24/23	23
3rd Down Pct.	92/247(81)	219
4th Down: Made/Att	37/2	37/0
4th Down Pct.	9/12	7/11
	75.0	63.6

POSSESSION AVG.	BUF	OPP
	31:25	28:35

TOTAL NET YARDS	BUF	OPP
Avg. Per Game	5498	4426
Total Plays	343.6	276.6
Avg. Per Play	1080	966
	5.1	4.6

NET YARDS RUSHING	BUF	OPP
Avg. Per Game	1922	1559
Total Rushes	120.1	97.4
	475	444

NET YARDS PASSING	BUF	OPP
Avg. Per Game	3576	2867
Sacked/Yards Lost	223.5	179.2
Gross Yards	59/360	42/308
Att./Completions	39/36	31/75
Completion Pct.	546/312	480/283
Had Intercepted	57.1	59.0
	10	16

PUNTS/AVERAGE	BUF	OPP
	96/38.1	92/42.0

NET PUNTING AVG.	BUF	OPP
	31.4	38.4

PENALTIES/YARDS	BUF	OPP
	101/913	103/905

FUMBLES/BALL LOST	BUF	OPP
	28/13	30/13

TOUCHDOWNS	BUF	OPP
Rushing	34	37
Passing	11	13
Returns	20	18
	3	6

SCORE BY PERIOD	Q1	Q2	Q3	Q4	OT	PTS
BILLS	54	97	40	118	6	315
OPPONENTS	46	93	76	132	3	350

SCORING	TD	RU	Pa	Rt	K-PAT	FG	S	Pts
Christie	0	0	0	0	31/31	26/35	0	109
Morris	6	5	1	0	0/0	0/0	0	36
Moulds	5	0	5	0	0/0	0/0	0	30
Riemersma	5	0	5	0	0/0	0/0	0	30
Smith	4	4	0	0	0/0	0/0	0	24
P. Price	3	0	3	0	0/0	0/0	0	18
Bryson	2	0	2	0	1*	0/0	0	14
McDaniel	2	0	2	0	0/0	0/0	0	12
Flutie	1	1	0	0	0/0	0/0	0	6
S. Jackson	1	0	1	0	0/0	0/0	0	6
Johnson	1	1	0	0	0/0	0/0	0	6
H. Jones	1	0	0	1	0/0	0/0	0	6
Linton	1	0	1	0	0/0	0/0	0	6
Ostroski	1	0	0	1	0/0	0/0	0	6
Porter	1	0	0	1	0/0	0/0	0	6
BILLS	34	11	20	3	31/31	26/35	3	15
OPP	37	13	18	6	33/33	29/33	1	350

2-P Conversion: BILLS 1-7, OPP 0-0

SACKS: Wiley 10.5, Newnan 8.0, Cowart 5.5, Rogers 5.0, Washington 2.5, Williams 2.5, Flowers 2.0, Hansen 2.0, F. Jones 1.0, Larsen 1.0, Moore 1.0, S. Price 1.0

BILLS : 42.0
OPPONENTS : 59.0

RUSHING	No.	Yds	Avg	Long	TD
Bryson	161	591	3.7	24	0
Smith	101	354	3.5	59	4
Morris	93	341	3.7	32t	5
Johnson	42	307	7.3	23	1
Flutie	36	161	4.5	32	1
Linton	38	112	2.9	12	0
P. Price	2	32	16.0	27	0
Moulds	2	24	12.0	20	0
BILLS	475	1922	4.0	59	11
OPP	444	1559	3.5	39t	13

RECEIVING	No.	Yds	Avg	Long	TD
Moulds	94	1326	14.1	52	5
P. Price	52	762	14.7	42	3
McDaniel	43	697	16.2	74t	2
Morris	37	268	7.2	24	1
Bryson	32	271	8.5	32	2
Riemersma	31	372	12.0	35	5
Collins	6	72	12.0	23	0
S. Jackson	5	36	7.2	12	1
Cavil	4	66	16.5	39	0
Smith	3	20	6.7	9	0
Linton	3	8	2.7	4t	1
Porter	1	44	44.0	44	0
Johnson	1	-6	-6.0	-6	0
BILLS	312	3936	12.6	74t	20
OPP	283	3175	11.2	63	18

INTERCEPTIONS	No.	Yds	Avg	Long	TD
Carpenter	5	63	12.6	22	0
H. Jones	2	45	22.5	45t	1
Cowart	2	4	2.0	2	0
Irvin	2	1	0.5	1	0
Rogers	1	10	10.0	10	0
Winfield	1	8	8.0	8	0
Flowers	1	0	0.0	0	0
Holecek	1	0	0.0	0	0
Porter	1	0	0.0	0	0
BILLS	16	131	8.2	45t	1
OPP	10	112	11.2	40t	1

PUNTING	No	Yds	Avg	Net TB	In	Log B
Mohr	95	3661	38.5	31.4	5	19 57 1
BILLS	96	3661	38.1	31.4	5	19 57 1
OPP	92	3865	42.0	38.4	7	37 70 0

PUNT RETURNS	Ref	FC	Yds	Avg	Long	TD
Watson	33	18	163	4.9	20	0
P. Price	5	5	27	5.4	12	0
BILLS	38	23	190	5.0	20	0
OPP	51	21	544	10.7	73t	1

KICKOFF RETURNS	No.	Yds	Avg	Long	TD
Watson	44	894	20.3	37	0
Black	9	165	18.3	26	0
Bryson	8	122	15.3	26	0
Linton	3	40	13.3	17	0
Cavil	1	1	1.0	1	0
Foreman	1	19	19.0	19	0
H. Jones	1	4	4.0	4	0
Morris	1	17	17.0	17	0
Smith	1	0	0.0	0	0
BILLS	69	1262	18.3	37	0
OPP	70	1524	21.8	99t	2

FIELD GOALS	1-19	20-29	30-39	40-49	50+
Christie	2-2	11-13	4-6	9-13	0-1
BILLS	2-2	11-13	4-6	9-13	0-1
OPP	1-1	11-12	11-13	5-5	1-2

Christie: (51N,42G,41G,33G)(45G,20G)(43B)
(19G,30G,27G)(45G,23G)(29G,46G)(25G,48G)
(20G,44B,29G,34G)(19G,48G,32G)(27G,42G,39N)
(42N,28G)(47N)(29G,46G)(25G,23B,30B)(26N)
OPPONENTS: (38G,27G,60N)(24G)(51G,33N,27G)
(45G)(30G,33G)(36G)(38G,20G,21G)
(40G,36G)(48G,43G)(24G)(19G,35B)(45G)
(32G,31G,20G,26G)(37G,23G,39G)(22G,27N,24G)
(38G)

USUAL STARTERS	
OFFENSE	
WR	80 Eric Moulds
LT	70 John Fina
LG	79 Ruben Brown
C	60 Jerry Ostroski
RG	74 Jamie Nail
RT	69 Marcus Spriggs (9)
	77 Robert Hicks (7)
TE	85 Jay Riemersma
WR	81 Peerless Price
WR	86 Jeremy McDaniel
RB	38 Shawn Bryson
QB	11 Rob Johnson

DEFENSE	
LE	90 Phil Hansen (8)
	91 Shawn Price (6)
NT	92 Ted Washington
RE	75 Marcellus Wiley
SOLB	53 Keith Newman
SILB	52 John Holecek
WILB	56 Sam Cowart
WOLB	59 Sam Rogers
LCB	26 Antoine Winfield
RCB	27 Ken Irvin
FS	29 Keion Carpenter
SS	20 Henry Jones

PASSING	Att	Cmp	Yds	Cmp%	Yds/Att	TD	TD%	Int	Int%	Long	Sack/Lost	Rating
Johnson	306	175	2125	57.2	6.94	12	3.9	7	2.3	74t	49/292	82.2
Flutie	231	132	1700	57.1	7.36	8	3.5	3	1.3	52	10/68	86.5
Van Pelt	8	4	67	50.0	8.38	0	0.0	0	0.0	36	0/0	78.6
Mohr	1	1	44	100.0	44.00	0	0.0	0	0.0	44	0/0	118.8
BILLS	546	312	3936	57.1	7.21	20	3.7	10	1.8	74t	59/360	84.3
OPPONENTS	480	283	3175	59.0	6.61	18	3.8	16	3.3	63	42/308	77.4

2001 SEASON STATISTICS

3-13 | 5TH IN AFC EAST | HEAD COACH GREGG WILLIAMS



Date	W/L Score	Opponent	Attendance
9/9	L 6-24	New Orleans	71,447
9/23	L 26-42	at Indianapolis	56,135
9/30	L 3-20	Pittsburgh	72,874
10/7	L 36-42	NY Jets	77,654
10/18	W 13-10	at Jacksonville	58,893
10/28	L 24-27	at San Diego	63,698
11/4	L 14-30	Indianapolis	63,786
11/11	L 11-21	at New England	60,292
11/18	L 20-23	Seattle	60,836
11/25	L 27-34	Miami	73,063
12/2	L 0-35	at San Francisco	67,252
12/9	W 25-24	Carolina	44,549
12/16	L 9-12 (OT)	New England	45,527
12/23	L 30-33	at Atlanta	43,320
12/30	W 14-9	at NY Jets	78,200
1/6	L 7-34	at Miami	73,428

TOTAL FIRST DOWNS	BUF	OPP
Rushing	287	302
Passing	75	122
Penalty	180	154
3rd Down: Made/Att	32	26
3rd Down Pct.	75/217	86/205
4th Down: Made/Att	34.6	42.0
4th Down Pct.	12/24	4/9
4th Down Pct.	58.3	43.5

POSSESSION AVG.	29:00	31:00
TOTAL NET YARDS	5137	5292
Avg. Per Game	321.1	330.8
Total Plays	1009	969
Avg. Per Play	5.1	5.5

NET YARDS RUSHING	1686	2133
Avg. Per Game	105.4	133.3
Total Rushes	406	482

NET YARDS PASSING	3451	3159
Avg. Per Game	215.7	197.4
Sacked/Yards Lost	46/271	34/219
Gross Yards	3722	3378
Att./Completions	557/327	453/284
Completion Pct.	58.7	62.7
Had Intercepted	20	11

PUNTS/AVERAGE	80/40.8	66/43.0
---------------	---------	---------

NET PUNTING AVG.	33.8	36.2
------------------	------	------

PENALTIES/YARDS	123/954	93/835
-----------------	---------	--------

FUMBLES/BALL LOST	26/13	26/8
-------------------	-------	------

TOUCHDOWNS	31	48
Rushing	9	20
Passing	18	23
Returns	4	5

SCORE BY PERIOD	Q1	Q2	Q3	Q4	OT	Pts
BILLS	33	89	56	87	0	265
OPPONENTS	91	115	83	128	3	280

SCORING	TD	Ru	Pa	Rt	K-PAT	FG	S	Pts
Arians	0	0	0	0	16/17	12/21	0	52
P. Price	7	0	7	0	0/0	0/0	0	42
Moulds	5	0	5	0	1*	0/0	0	32
Graham	0	0	0	0	7/7	6/8	0	25
Centers	4	2	2	0	0/0	0/0	0	24
Henry	4	4	0	0	0/0	0/0	0	24
Riemersma	3	0	3	0	0/0	0/0	0	18
Bryson	2	2	0	0	0/0	0/0	0	12
Clements	2	0	0	2	0/0	0/0	0	12
Spoon	2	0	0	2	0/0	0/0	0	12
S. Jackson	1	0	1	0	0/0	0/0	0	6
Johnson	1	1	0	0	0/0	0/0	0	6
BILLS	31	9	18	4	23/24	18/29	0	265
OPP	48	20	23	5	48/48	28/37	0	420
2-Pt Conversions:	BILLS 1-7, OPP 0-0							

SACKS: Schobel 6.5, Newman 3.5, Fisher 3.0, Hansens 3.0, Office 3.0, Foreman 2.5, Flowers 2.0, S. Price 2.0, Robertson 2.0, Williams 1.5, Wright 1.5, Clements 1.0, Larsen 1.0, Prioleau 1.0, Jones 0.5
BILLS: 34.0
OPPONENTS: 46.0

RUSHING	No	Yds	Avg	Lg	TD
Henry	213	729	3.4	25	4
Bryson	80	341	4.3	68†	2
Johnson	36	241	6.7	23	1
Centers	34	160	4.7	50	2
P. Price	6	97	16.2	31	0
Morris	20	72	3.6	10	0
Van Pelt	12	33	2.8	15	0
T. Brown	1	10	10.0	10	0
Moulds	3	3	1.0	6	0
Moorman	1	0	0.0	0	0
BILLS	406	1686	4.2	68†	9
OPP	482	2133	4.4	47	20

RECEIVING	No	Yds	Avg	Lg	TD
Centers	80	620	7.8	26	2
Moulds	67	904	13.5	80†	5
P. Price	55	895	16.3	70†	7
Riemersma	53	590	11.1	36	3
Henry	22	179	8.1	40	0
Germany	12	203	16.9	39	0
McDaniel	11	129	11.7	22	0
Bryson	9	59	6.6	23	0
Black	8	90	11.3	25	0
Morris	7	36	5.1	11	0
Crosby	2	16	8.0	9	0
S. Jackson	1	1	1.0	1†	1
BILLS	327	3722	11.4	80†	18
OPP	284	3378	11.9	63†	23

INTERCEPTIONS	No	Yds	Avg	Lg	TD
Clements	3	48	16.0	48†	1
Spoon	2	51	25.5	44†	2
Winfield	2	0	0.0	0	0
Watson	1	23	23.0	23	0
Hansen	1	17	17.0	17	0
Irvin	1	0	0.0	0	0
Tillman	1	0	0.0	0	0
BILLS	11	139	12.6	48†	3
OPP	20	390	19.5	100†	2

PUNTING	No	Yds	Avg	Net	TB	In	Lg	B
Moorman	80	3262	40.8	33.8	7	16	66	0
BILLS	80	3262	40.8	33.8	7	16	66	0
OPP	66	2836	43.0	36.2	11	27	77	0

PUNT RETURNS	Ret	FC	Yds	Avg	Long	TD
P. Price	19	8	110	5.8	24	0
Clements	4	1	81	20.3	66†	1
Black	1	0	34	34.0	34	0
BILLS	24	9	225	9.4	66†	1
OPP	40	9	418	10.5	48	0

KICKOFF RETURNS	No.	Yds	Avg	Long	TD
Clements	30	628	20.9	37	0
Black	25	498	19.9	29	0
Bryson	16	299	18.7	32	0
Driver	7	130	18.6	23	0
Watson	5	96	19.2	30	0
BILLS	83	1651	19.9	37	0
OPP	52	987	19.0	72	0

FIELD GOALS	1-19	20-29	30-39	40-49	50+
Arians	0-0	6-6	2-4	4-11	0-0
Graham	0-0	4-4	0-4	2-4	0-0
BILLS	0-0	10-10	2-4	6-15	0-0
OPP	0-0	7-8	12-15	6-11	3-3

Arians:
 (37G,22G)|(48G,37N,49G)|(49N,23G)|(28G)
 (41N,39N,30G,46G)|(41G,45N,44B)|(48B)|24G,
 49N|(25G,26G,45N)|()
 Graham: (49N)|(20G,27G)|(43N,41G,25G,41G)|(28G)
 ()
 OPPONENTS: (31G)|(45N)|(33N,30G,52G)
 ()|(41G)|(37G,25G,36N,41N)|(34G,41G,47G)
 (43N,45N)|(40G,38G,51G)|(25G,39G)|(32N,22B)
 (37G)|(40G,32G,25G,23G)|(35G,32G,43G,52G)
 (33G,28G,32G)|(22G,49N,20G)

USUAL STARTERS	WR	70	Eric Moulds
LT	70	John Fina	
LG	79	Ruben Brown	
C	63	Bill Conaty	
RG	71	Corey Hulsey	
RT	75	Jonas Jennings	
TE	85	Jay Riemersma	
WR	81	Peerless Price	
FB	37	Larry Centers	
RB	20	Travis Henry	
QB	10	Alex Van Pelt (8)	
	11	Rob Johnson (8)	
DEFENSE			
LE	90	Phil Hansen	
LT	91	Shawn Price	
RT	93	Pat Williams	
RE	94	Aaron Schobel	
SLB	53	Keith Newman	
MLB	58	Brandon Spoon	
WLB	55	Jay Foreman	
LCB	26	Antoine Winfield	
RCB	22	Nate Clements	
FS	29	Keion Carpenter (10)	
	28	Travares Tillman (6)	
SS	39	Raion Hill	

PASSING	Att	Cmp	Yds	Cmp%	Yds/Att	TD	TD%	Int	Int%	Long	Sack/Lost	Rating
Van Pelt	307	178	2056	58.0	6.70	12	3.9	11	3.6	80†	14/73	76.4
Johnson	216	134	1465	62.0	6.78	5	2.3	7	3.2	61†	31/196	76.3
T. Brown	33	15	201	45.5	6.09	1	3.0	2	6.1	34	1/2	50.2
Moorman	1	0	0	0.0	0.00	0	0.0	0	0.0	0	0/0	39.6
BILLS	557	327	3722	58.7	6.68	18	3.2	20	3.6	80†	46/271	74.7
OPPONENTS	453	284	3378	62.7	7.46	23	5.1	11	2.4	63†	34/219	92.2

2002 SEASON STATISTICS

8-8 | 4TH IN AFC EAST | HEAD COACH GREGG WILLIAMS



Date	W/L Score	Opponent	Attendance
9/8	L 31-37	(OT) NY Jets	72,751
9/15	W 45-39	(OT) at Minnesota	64,047
9/22	L 23-28	at Denver	75,359
9/29	W 33-27	(OT) Chicago	72,780
10/6	L 31-49	Oakland	73,038
10/13	W 31-24	at Houston	70,120
10/20	W 23-10	at Miami	73,180
10/27	W 24-17	Detroit	72,710
11/3	L 7-38	New England	73,448
11/17	L 16-17	at Kansas City	77,951
11/24	L 13-31	at NY Jets	78,745
12/1	W 38-21	Miami	73,287
12/8	L 17-27	at New England	68,436
12/15	W 20-13	San Diego	61,838
12/22	L 0-10	at Green Bay	64,106
12/29	W 27-9	Cincinnati	47,850

TOTAL FIRST DOWNS	355	303
Rushing	90	107
Passing	218	160
Penalty	47	36
3rd Down: Made/Att	90/212	76/207
3rd Down Pct.	42.5	36.7
4th Down: Made/Att	7/12	10/23
4th Down Pct.	58.3	43.5

POSSESSION AVG.	30:56	29:04
-----------------	-------	-------

TOTAL NET YARDS	5591	5189
Avg. Per Game	349.4	324.3
Total Plays	1054	999
Avg. Per Play	5.3	5.2

NET YARDS RUSHING	1596	2122
Avg. Per Game	99.8	132.6
Total Rushes	388	473

NET YARDS PASSING	3995	3067
Avg. Per Game	249.7	191.7
Sacked/Yards Lost	54/369	31/212
Gross Yards	4364	3279
Att./Completions	612/377	495/281
Completion Pct.	61.6	56.8
Had Intercepted	15	10

PUNTS/AVERAGE	67/42.4	71/39.9
---------------	---------	---------

NET PUNTING AVG.	36.0	35.2
------------------	------	------

PENALTIES/YARDS	112/103	1117/1053
-----------------	---------	-----------

FUMBLES/BALL LOST	29/16	20/9
-------------------	-------	------

TOUCHDOWNS	44	49
Rushing	17	20
Passing	24	24
Returns	3	5

SCORE BY PERIOD	Q1	Q2	Q3	Q4	OT	PTS
BILLS	48	141	97	81	12	379
OPPONENTS	85	129	61	116	6	397

SCORING	Td	Ru	Pa	Rt	K-PAT	FG	S	PTS
Hollis	0	0	0	0	40/40	25/33	0	115
Henry	14	13	1	0	-	-	0	84
Moulds	10	0	10	0	-	-	0	60
P. Price	9	0	9	0	-	-	0	54
Bledsoe	2	2	0	0	-	-	0	12
Centers	2	2	0	0	-	-	0	12
Moore	2	0	2	0	-	-	0	12
Reed	2	0	2	0	-	-	0	12
Clements	1	0	0	1	-	-	0	6
Edwards	1	0	0	1	-	-	0	6
Rogers	1	0	0	1	-	-	0	6
BILLS	44	17	24	3	40/40	25/33	0	379
OPP	49	20	24	5	44/46	19/26	0	397

2-Pt Conversions: BILLS 0-2, OPP 1-2

SACKS: Schobel 8.5, Ahanotu 5.0, Fletcher 3.0, Newman 3.0, Wire 3.0, Edwards 2.5
 Prioleau 1.0, P. Williams 0.5,
 BILLS : 31 0
 OPPONENTS : 54 0

RUSHING	No.	Yds	Avg	Long	TD
Henry	325	1438	4.4	34	13
Bledsoe	27	67	2.5	11	2
Centers	11	56	5.1	13	2
Bryson	13	35	2.7	10	0
Burns	5	7	1.4	6	0
Moulds	1	7	7.0	7	0
Morris	2	5	2.5	5	0
Moorman	1	-6	-6.0	-6	0
P. Price	3	-13	-4.3	1	0
BILLS	388	1596	4.1	34	17
OPP	473	2122	4.5	55†	20

RECEIVING	No.	Yds	Avg	Long	TD
Moulds	100	1292	12.9	70†	10
P. Price	94	1252	13.3	73†	9
Centers	43	388	9.0	25	0
Henry	43	309	7.2	26†	1
Reed	37	509	13.8	42	2
Riemersma	32	350	10.9	29	0
Moore	16	141	8.8	19	2
Crosby	4	33	8.3	11	0
Morris	3	48	16.0	18	0
Johnson	3	39	13.0	22	0
Bryson	1	9	9.0	9	0
R. Brown	1	-6	-6.0	-6	0
BILLS	377	4364	11.6	73†	24
OPP	281	3279	11.7	81	24

INTERCEPTIONS	No.	Yds	Avg	Long	TD
Clements	6	82	13.7	42	1
Thomas	1	31	31.0	31	0
E. Robinson	1	21	21.0	21	0
Brooks	1	13	13.0	13	0
Watson	1	0	0.0	0	0
BILLS	10	147	14.7	42	1
OPP	15	274	18.3	81†	1

PUNTING	No	Yds	Avg	Net	TB	In	Log	B
Moorman	66	2844	43.1	36.0	7	18	84	1
BILLS	67	2844	42.4	36.0	7	18	84	1
OPP	71	2834	39.9	35.2	9	15	70	0

PUNT RETURNS	Ret	FC	Yds	Avg	Long	TD
Rogers	26	11	137	5.3	16	0
Clements	4	0	20	5.0	11	0
BILLS	30	11	157	5.2	16	0
OPP	29	13	294	10.1	61	0

KICKOFF RETURNS	No.	Yds	Avg	Long	TD
Rogers	64	1280	20.0	90†	1
Crosby	3	45	15.0	18	0
Bryson	1	18	18.0	18	0
Burns	1	35	35.0	35	0
Driver	1	27	27.0	27	0
Morris	1	0	0.0	0	0
Clements	0	0	0.0	0	0
BILLS	71	1405	19.8	90†	2
OPP	76	1634	21.5	98†	2

FIELD GOALS	1-19	20-29	30-39	40-49	50+
Hollis	0-0	7-8	8-10	7-10	3-5
BILLS	0-0	7-8	8-10	7-10	3-5
OPP	1-1	5-5	7-7	5-12	1-1

Hollis: (52G, 50N)|(52G, 20G, 20G, 54G, 44N)
 (38G)|(48G, 49G, 39B)|(30G)|(33G|(46G, 26G, 44G)
 (33G)|(50N, 25N, 45N)|(23G, 33G, 27G)|(43G, 40G)
 (39G, 46N)|(26G)|(42G, 36G)|(33N)|(32G, 25G)
 OPPONENTS: (34G, 45G, 48N, 33G)|(29G, 22G,
 44N)|(49N)|(46G, 24G)|(26G)|(42G)|(35G)|(46G)
 (38G, 45N)|(23G, 45N)|(39G, 46G, 43N)|(39G,
 44N, 53G)|(33G)|(19G)

USUAL STARTERS

OFFENSE

WR	80	Eric Moulds
LT	75	Jonas Jennings
LG	79	Ruben Brown
C	70	Trey Teague
RG	71	Marques Sullivan
RT	75	Mike Williams
TE	85	Jay Riemersma
WR	81	Peerless Price
FB	37	Larry Centers (7)
	41	Phil Crosby
RB	20	Travis Henry
QB	11	Drew Bledsoe

DEFENSE

LE	72	Chidi Ahanotu
LT	98	Ron Edwards
RT	93	Pat Williams
RE	94	Aaron Schobel
SLB	53	Keith Newman
MLB	58	London Fletcher
WLB	55	Eddie Robinson
LCB	26	Antoine Winfield
RCB	22	Nate Clements
FS	22	Pierson Prioleau
SS	27	Coy Wire

PASSING	Att	Cmp	Yds	Cmp%	Yds/Att	TD	TD%	Int	Int%	Long	Sack/Lost	Rating
Bledsoe	610	375	4359	61.5	7.15	24	3.9	15	2.5	73†	54/369	86.0
Van Pelt	2	2	5	100.0	2.50	0	0.0	0	0.0	4	0/0	79.2
BILLS	612	377	4364	61.6	7.13	24	3.9	15	2.5	73†	54/369	86.0
OPPONENTS	495	281	3279	56.8	6.62	24	4.8	10	2.0	81	31/212	84.7

2003 SEASON STATISTICS

6-10 | 3RD IN AFC EAST | HEAD COACH GREGG WILLIAMS



Date	W/L Score	Opponent	Attendance
9/7	W 31-0	New England	73,262
9/14	W 38-17	at Jacksonville	58,613
9/21	L 7-17	at Miami	73,458
9/28	L 13-23	Philadelphia	73,305
10/5	W 22-16	(OT) Cincinnati	72,615
10/12	L 3-30	at NY Jets	77,740
10/19	W 24-7	Washington	73,149
10/26	L 5-38	at Kansas City	78,689
11/9	L 6-10	at Dallas	63,770
11/16	L 10-12	Houston	72,677
11/23	L 14-17	Indianapolis	73,004
11/30	W 24-7	at NY Giants	78,481
12/7	W 17-6	NY Jets	72,791
12/14	L 26-28	at Tennessee	68,809
12/21	L 3-20	Miami	73,319
12/27	L 0-31	at New England	68,436

	BUF	OPP
TOTAL FIRST DOWNS	268	270
Rushing	96	92
Passing	150	153
Penalty	22	25
3rd Down: Made/Att	67/212	86/225
3rd Down Pct.	31.6	38.2
4th Down: Made/Att	13/25	7/13
4th Down: Pct.	52.0	53.8

POSSESSION AVG.	29:40	30:20
TOTAL NET YARDS	4348	4313
Avg. Per Game	271.8	269.6
Total Plays	980	1010
Avg. Per Play	4.4	4.3

NET YARDS RUSHING	1664	1606
Avg. Per Game	104.0	100.4
Total Rushes	427	464

NET YARDS PASSING	2684	2707
Avg. Per Game	167.8	169.2
Sacked/Yards Lost	51/385	38/231
Gross Yards	3069	2938
Att./Completions	502/293	508/285
Completion Pct.	58.4	56.1
Had Intercepted	17	10

PUNTS/AVERAGE	85/44.6	93/38.2
---------------	---------	---------

NET PUNTING AVG.	37.1	34.2
------------------	------	------

PENALTIES/YARDS	106/891	110/996
-----------------	---------	---------

FUMBLES/BALL LOST	36/17	22/8
-------------------	-------	------

TOUCHDOWNS	27	30
Rushing	13	11
Passing	11	18
Returns	3	1

SCORE BY PERIOD	Q1	Q2	Q3	Q4	OT	PTS
BILLS	34	81	58	64	6	243
OPPONENTS	54	93	51	78	0	279

SCORING	TD	Ru	Pa	RtK-PAT	FG	S	PTS
Hollis	0	0	0	0	24/24	17/24	0 75
Henry	11	10	1	0	0/0	0/0	0 66
Shaw	4	0	4	0	0/0	0/0	0 24
Bledsoe	2	2	0	0	0/0	0/0	0 12
Moore	2	0	2	0	0/0	0/0	0 12
Reed	2	0	2	0	0/0	0/0	0 12
Adams	1	0	0	1	0/0	0/0	0 6
Campbell	1	0	1	0	0/0	0/0	0 6
Clements	1	0	0	1	0/0	0/0	0 6
Morris	1	1	0	0	0/0	0/0	0 6
Moulds	1	0	1	0	0/0	0/0	0 6
P. Williams	1	0	0	1	0/0	0/0	0 6
Prioleau	0	0	0	0	0/0	0/0	1 2
Team	0	0	0	0	0/0	0/0	2 4
BILLS	27	13	11	3	24/24	17/24	3 243
OPP	30	11	18	12	6/26	23/31	2 79

*2-Pt Conversions: **BILLS** 0-2, **OPP** 2-4
SACKS: Schobel 11.5, Posey 5.5, Adams 5.0, Denney 3.5, Milloy 3.0, Fletcher 2.0, Spikes 2.0, McGee 1.0, Winfield 1.0, Wire 1.0, Edwards 0.5, Prioleau 0.5, K. Thomas 0.5,
BILLS: 38. 0
OPPONENTS: 51. 0

RUSHING	No.	Yds	Avg	Long	TD
Henry	331	1356	4.1	64	10
Burns	39	113	2.9	12	0
Morris	19	70	3.7	12	1
Reed	3	38	12.7	16	0
Bledsoe	24	29	1.2	11	2
Moorman	1	21	21.0	21	0
A. Brown	1	17	17.0	17	0
Neufeld	1	14	14.0	14	0
T. Brown	1	5	5.0	5	0
Simonton	2	4	2.0	2	0
Gash	1	3	3.0	3	0
Van Pelt	4	-6	-1.5	-1	0
BILLS	427	1664	3.9	64	13
OPP	464	1606	3.5	62†	11

RECEIVING	No.	Yds	Avg	Long	TD
Moulds	64	780	12.2	49	1
Reed	58	588	10.1	26	2
Shaw	56	732	13.1	54†	4
Campbell	34	339	10.0	31	1
Henry	28	158	5.6	18	1
Morris	14	100	7.1	24	0
Gash	11	83	7.5	18	0
Coleman	8	69	8.6	12	0
Moore	7	82	11.7	28	2
Burns	7	62	8.9	14	0
Neufeld	3	41	13.7	25	0
Aiken	3	35	11.7	19	0
BILLS	293	3069	10.5	54†	11
OPP	285	2938	10.3	77†	18

INTERCEPTIONS	No.	Yds	Avg	Long	TD
Clements	3	54	18.0	54†	1
McGee	2	5	2.5	3	0
Spikes	2	1	0.5	1	0
Adams	1	37	37.0	37†	1
Winfield	1	11	11.0	11	0
Schobel	1	6	6.0	6	0
BILLS	10	114	11.4	54†	2
OPP	17	186	10.9	74†	1

PUNTING	No.	Yds	Avg	Net TB	In	Ln	B
Moorman	85	3788	44.6	37.1	3	20	71 0
BILLS	85	3788	44.6	37.1	3	20	71 0
OPP	93	3553	38.2	34.2	6	24	53 1

PUNT RETURNS	Ret	FC	Yds	Avg	Long	TD
A. Brown	25	10	111	4.4	18	0
Clements	14	11	137	9.8	35	0
Prioleau	1	0	0	0.0	0	0
Winfield	1	0	0	0.0	0	0
Reed	0	0	0	—	0	0
BILLS	41	21	248	6.0	35	0
OPP	52	8	577	11.1	48	0

KICKOFF RETURNS	No.	Yds	Avg	Long	TD
A. Brown	48	1046	21.8	75	0
McGee	8	160	20.0	26	0
Morris	6	146	24.3	52	0
Burns	1	17	17.0	17	0
BILLS	63	1369	21.7	75	0
OPP	55	1080	19.6	35	0

FIELD GOALS	1-19	20-29	30-39	40-49	50+
Lindell	0-0	11-12	3-3	3-7	0-2
BILLS	0-0	11-12	3-3	3-7	0-2
OPP	0-0	8-9	9-9	5-8	1-5
Lindell: ([4G])([27G])([51N])([27G, 38G, 29G])([44G])([20G])([49N, 20G])([41G, 29G])([29N, 44N, 23G, 20G])([48N])([26G, 50N])([32G])([27G, 32G])([23G])([40N])					
OPP: ([48N, 44G])([51N, 26G, 44N])([26G, 34G, 22G])([39G, 37G, 54N, 30G])([27G, 33G, 50N, 43G])([49G])([51G])([41G, 34G])([24G])([38G, 50N, 40G])([29G, 39G, 41N])([28G, 30G])([24N, 24G])					

USUAL STARTERS

OFFENSE		
WR	80	Eric Moulds
LT	75	Jonas Jennings
LG	79	Ruben Brown
C	70	Trey Teague
RG	61	Mike Pucillo
RT	68	Mike Williams
TE	84	Mark Campbell
WR	82	Josh Reed
RB	20	Travis Henry
FB	33	Sam Gash
QB	11	Drew Bledsoe

DEFENSE

LE	92	Ryan Denney
LT	95	Sam Adams
RT	93	Pat Williams
RE	94	Aaron Schobel
SLB	96	Jeff Posey
MLB	59	London Fletcher
WLB	51	Takeo Spikes
LCB	26	Antoine Winfield
RCB	22	Nate Clements
FS	43	Izell Reese (9)
	23	Pierson Prioleau (6)
SS	36	Lawyer Milloy

PASSING	Att	Cmp	Yds	Cmp%	Yds/Att	TD	TD%	Int	Int%	Long	Sack/Lost	Rating
Bledsoe	471	274	2860	58.2	6.07	11	2.3	12	2.5	54†	49/371	73.0
T. Brown	18	14	160	77.8	8.89	0	0.0	1	5.6	28†	1/7	80.6
Van Pelt	12	5	49	41.7	4.08	0	0.0	3	25.0	14	1/7	14.2
Henry	1	0	0	0.0	0.0	0	0.0	1	100.0	0	0/0	0.0
BILLS	502	293	3069	58.4	6.11	11	2.2	17	3.4	54†	51/385	69.4
OPPONENTS	508	285	2938	56.1	5.78	18	3.5	10	2.0	77†	38/231	76.5

2004 SEASON STATISTICS

9-7 | 3RD IN AFC EAST | HEAD COACH MIKE MULARKEY



Date	W/L Score	Opponent	Attendance
09/12	L 10-13	Jacksonville	72,389
09/19	L 10-13	at Oakland	53,610
10/03	L 17-31	New England	72,698
10/10	L 14-16	at NY Jets	77,976
10/17	W 20-13	Miami	72,714
10/24	L 6-20	at Baltimore	69,809
10/31	W 38-14	Arizona	65,887
11/07	W 22-17	NY Jets	72,574
11/14	L 6-29	at New England	68,756
11/21	W 37-17	St. Louis	72,393
11/28	W 38-9	at Seattle	66,271
12/05	W 42-32	at Miami	73,084
12/12	W 37-7	Cleveland	72,330
12/19	W 33-17	at Cincinnati	65,378
12/26	W 41-7	at San Francisco	63,248
01/02	L 24-29	Pittsburgh	73,414

TOTAL FIRST DOWNS	BUF	OPP
Rushing	271	258
Passing	102	79
Penalty	149	150
3rd Down: Made/Att	20	29
3rd Down Pct.	77/215	77/214
4th Down: Made/Att	35.8	36.0
4th Down Pct.	10/21	11/15
4th Down Pct.	47.6	73.3

POSSESSION AVG.	30:21	29:39
TOTAL NET YARDS	4691	4228
Avg. Per Game	293.2	264.3
Total Plays	982	978
Avg. Per Play	4.8	4.3

NET YARDS RUSHING	1874	1604
Avg. Per Game	117.1	100.3
Total Rushes	483	447

NET YARDS PASSING	2817	2624
Avg. Per Game	176.1	164.0
Sacked/Yards Lost	38/215	45/319
Gross Yards	3032	2943
Att./Completions	461/262	486/261
Completion Pct.	56.8	53.7
Had Intercepted	17	24

PUNTS/AVERAGE	78/43.1	79/40.7
---------------	---------	---------

NET PUNTING AVG.	78/36.5	79/33.0
------------------	---------	---------

PENALTIES/YARDS	121/1047	120/865
-----------------	----------	---------

FUMBLES/BALL LOST	26/12	31/15
-------------------	-------	-------

TOUCHDOWNS	46	29
Rushing	15	6
Passing	21	20
Returns	10	3

SCORE BY PERIOD	Q1	Q2	Q3	Q4	OT	PTS
BILLS	89	101	80	125	0	395
OPPONENTS	78	100	12	97	0	284

SCORING	TD	Ru	Pa	Rt	K-PAT	FG	S	PTS
Lindell	0	0	0	0	45/45	24/28	0	117
McGahee	13	13	0	0	-	-	-	0.78
Evans	9	0	9	0	-	-	-	0.54

Campbell	5	0	5	0	-	-	-	0	30
Moulds	5	0	5	0	-	-	-	0	30
McGee	3	0	0	3	-	-	-	0	18
Clements	2	0	0	2	-	-	-	0	12
Euhus	2	0	2	0	-	-	-	0	12
Spikes	2	0	0	2	-	-	-	0	12
S. Williams	2	2	0	0	-	-	-	0	12
P. Williams	1	0	0	1	-	-	-	1	8
Peters	1	0	0	1	-	-	-	0	6
J. Smith	1	0	0	1	-	-	-	0	6
BILLS	46	15	21	10	45/45	24/28	1	395	
OPP	29	6	20	3	27/27	27/32	0	284	

2-Pt. Conversions: **BILLS** 0-1, **OPPONENTS** 1-2

SACKS: Schobel 8.0, Adams 5.0, Kelsay 4.5, Edwards 4.0, Milloy 4.0, Fletcher 3.5, Denney 3.0, Spikes 3.0, P. Williams 2.5, McGee 2.0, Greer 1.0, Posey 1.0, Thomas 1.0, Vincent 1.0, Wire 1.0, Clements 0.5
BILLS: 45.0
OPPONENTS: 38.0

RUSHING	No.	Yds	Avg	Long	TD
McGahee	284	1128	4.0	41	13
Henry	94	326	3.5	19	0
S. Williams	42	167	4.0	27	2
Evans	5	85	17.0	48	0
Burns	20	73	3.7	21	0
Bledsoe	22	37	1.7	17	0
Moorman	2	23	11.5	34	0
Losman	2	15	7.5	10	0
J. Smith	2	11	5.5	8	0
Brown	1	2	2.0	2	0
Reed	2	-1	-5.5	6	0
Matthews	2	-3	-1.5	-1	0
Greer	1	-6	-6.0	-6	0
BILLS	483	1874	3.9	48	15
OPP	447	1604	3.6	58	6

RECEIVING	No.	Yds	Avg	Long	TD	
Moulds	88	1043	11.9	49	5	
Evans	48	843	17.6	69	9	
McGahee	22	169	7.7	16	0	
Campbell	12	203	11.9	27	5	
Shelton	17	114	6.7	24	0	
Reed	16	153	9.6	20	0	
Aiken	11	148	13.5	54	0	
Euhus	11	98	8.9	17	2	
Henry	10	45	4.5	10	0	
Neufeld	6	61	10.2	29	0	
Shaw	TM	5	59	11.8	20	0
Trafford	3	25	8.3	10	0	
J. Smith	3	21	7.0	11	0	
S. Williams	3	19	6.3	10	0	
Thomas	1	24	24.0	24	0	
Burns	1	7	7.0	7	0	
BUF	262	3032	11.6	69	21	
OPP	261	2943	11.3	51	20	

INTERCEPTIONS	No.	Yds	Avg	Long	TD
Clements	6	77	12.8	35	1
Spikes	5	122	24.4	62	2
McGee	3	21	7.0	21	0
Milloy	2	20	10.0	11	0
Reese	1	33	33.0	33	0
Baker	1	26	26.0	26	0
P. Williams	1	20	20.0	20	1
Vincent	1	8	8.0	8	0
Kelsay	1	3	3.0	3	0
Posey	1	3	3.0	3	0

Adams	1	0	0.0	0	0
Stamer	1	0	0.0	0	0
BILLS	24	333	13.9	62	4
OPP	17	357	21.0	94	1

PUNTING	No.	Yds	Avg	Net	TB	In	Log	B
Moorman	77	3325	43.2	36.8	9	17	80	0
Lindell	1	37	37.0	17.0	1	0	37	0
BILLS	78	3362	43.1	36.5	10	17	80	0
OPP	79	3218	40.7	33.0	6	18	69	1

PUNT RETURNS	Ret	Fc	Yds	Avg	Long	TD
Clements	35	10	327	9.3	86	1
J. Smith	9	0	157	17.4	70	1
Reed	1	0	7	7.0	7	0
S. Williams	1	0	0	0.0	0	0
BILLS	46	10	491	10.7	86	2
OPP	37	63	15	8.5	34	0

KICKOFF RETURNS	No.	Yds	Avg	Long	TD
McGee	52	1370	26.3	104	3
Fletcher	4	86	21.5	23	0
Shelton	2	25	12.5	15	0
Clements	1	14	14.0	14	0
Kelsay	1	14	14.0	14	0
Moulds	1	2	2.0	2	0
Neufeld	1	3	3.0	3	0
J. Smith	1	28	28.0	28	0
BILLS	63	1542	24.5	104	3
OPP	77	1406	18.3	65	0

FIELD GOALS	1-19	20-29	30-39	40-49	50+
Lindell	0-0	13-14	10-11	1-3	0-0
BILLS	0-0	13-14	10-11	1-3	0-0
OPP	2-2	11-12	8-9	6-7	0-2

Lindell: (42N, 25G)(32G)(33G)(43N, 43G, 20G)
 (24G, 21G)(25G)(20G, 30G)(121G, 35G, 33G)
 (25G)(38N)(23G, 21G, 37G)(23G, 39G, 21G, 33G)
 (23G, 31G)(37G, 28N)
 OPPONENTS: (25G, 27G)(21G, 33G)(42G)
 (29N, 37G, 36G, 38G)(47G, 28G)(24G, 50N, 19G)
 (64N)(36N, 41G)(27G, 24G, 20G, 45G, 37G)(41G)
 (19G)(47G)(45N)(24G)(122G, 21G, 31G, 37G, 33G)

USUAL STARTERS

OFFENSE

WR	80	Eric Moulds
LT	75	Jonas Jennings
LG	72	Lawrence Smith
C	70	Trey Teague
RG	58	Chris Villarrial
RT	68	Mike Williams
TE	84	Mark Campbell
WR	83	Lee Evans
RB	21	Willis McGahee
FB	31	Damion Shelton
QB	11	Drew Bledsoe

DEFENSE

LE	90	Chris Kelsay
LT	95	Sam Adams
RT	93	Pat Williams
RE	94	Aaron Schobel
SLB	96	Jeff Posey
MLB	59	London Fletcher
WLB	51	Takeo Spikes
LCB	24	Terrence McGee
RCB	22	Nate Clements
FS	43	Izell Reese (9)
	23	Pierson Prioleau (6)
SS	36	Lawyer Milloy

PASSING	Att	Cmp	Yds	Cmp%	Yds/Att	TD	TD%	Int	Int%	Long	Sack/Lost	Rating
Bledsoe	450	256	2932	56.9	6.52	20	4.4	16	3.6	69	37/215	76.6
Losman	5	3	32	60.0	6.40	0.0	0	1	20.0	17	1/0	39.2
Matthews	3	2	44	66.7	14.67	1	33.3	0	0.0	33	0/0	149.3
Moorman	3	1	24	33.3	8.00	0.0	0.0	0.0	0.0	24	0/0	63.2
BILLS	461	262	3032	56.8	6.58	21	4.6	17	3.7	69	38/215	76.7
OPPONENTS	486	261	2943	53.7	6.06	20	4.1	24	4.9	51	45/319	65.2

2005 SEASON STATISTICS

5-11 | 3RD IN AFC EAST | HEAD COACH MIKE MULARKEY



Date	W/L Score	Opponent	Attendance
09/11	W 22-7	Houston	71,781
09/18	L 3-19	at Tampa Bay	64,777
09/25	L 16-24	Atlanta	72,032
10/02	L 7-19	at New Orleans	58,688
10/09	W 20-14	Miami	72,160
10/16	W 27-17	New York Jets	72,045
10/23	L 17-38	at Oakland	42,779
10/30	L 16-21	at New England	68,756
11/13	W 14-3	Kansas City	72,093
11/20	L 10-48	at San Diego	65,602
11/27	L 9-13	Carolina	71,440
12/04	L 23-24	at Miami	72,051
12/11	L 7-35	New England	71,810
12/17	L 17-28	Denver	71,887
12/24	W 37-27	at Cincinnati	65,485
01/01	L 26-30	at New York Jets	76,822

	BUF	OPP
TOTAL FIRST DOWNS	259	243
Rushing	96	146
Passing	129	169
Penalty	34	28
3rd Down: Made/Att	74/201	93/200
3rd Down Pct.	36.8	46.5
4th Down: Made/Att	6/16	7/12
4th Down Pct.	37.5	58.3

POSSESSION AVG.	29:04	30:56
-----------------	-------	-------

TOTAL NET YARDS	4122	5496
Avg. Per Game	257.6	343.5
Total Plays	930	1030
Avg. Per Play	4.4	5.3

NET YARDS RUSHING	1607	2205
Avg. Per Game	100.4	137.8
Total Rushes	428	489

NET YARDS PASSING	2515	3291
Avg. Per Game	157.2	205.7
Sacked/Yards Lost	43/337	38/269
Gross Yards	2852	3560
Att./Completions	459/269	503/314
Completion Pct.	58.6	62.4
Had Intercepted	16	17

PUNTS/AVERAGE	71/45.7	62/40.2
---------------	---------	---------

NET PUNTING AVG.	71/39.1	62/34.4
------------------	---------	---------

PENALTIES/YARDS	120/897	124/904
-----------------	---------	---------

FUMBLES/BALL LOST	26/10	24/13
-------------------	-------	-------

TOUCHDOWNS	26	44
Rushing	6	22
Passing	18	19
Returns	2	3

SCORE BY PERIOD	Q1	Q2	Q3	Q4	OT	PTS
BILLS	80	86	46	59	0	271
OPPONENTS	34	135	75	123	0	367

SCORING	TD	RU	PA	R/K	PAT	FG	S	PTS
Lindell	0	0	0	0	26/26	29/35	0	113
Evans	7	0	7	0	0	0	0	42
McGahee	5	5	0	0	0	0	0	30
Moulds	4	0	4	0	0	0	0	24
McGee	2	0	0	2	0	0	0	12
Reed	2	0	2	0	0	0	0	12
Burns	1	0	1	0	0	0	0	6
Holcomb	1	1	0	0	0	0	0	6
Parrish	1	0	1	0	0	0	0	6
Peters	1	0	1	0	0	0	0	6
Shelton	1	0	1	0	0	0	0	6
J. Smith	1	0	1	0	0	0	0	6
Fletcher	0	0	0	0	0	1	2	6
BILLS	26	6	18	2	26/26	29/35	1	271
OPP	44	22	19	3	44/44	19/25	1	367

*2-PT Conversions: **BILLS** 0-0, **OPP** 0-0

SACKS: Schobel 12, Denney 4, Fletcher 4, Adams 3, Crowell 3, Posey 3, Kelsay 2.5, Bannan 1.5, T. Anderson 1, R. Baker 1, Greer 1, Milloy 1, Spikes 1

BILLS: 38.0

OPPONENTS: 45.0

RUSHING	No.	Yds	Avg	Long	TD
McGahee	325	1247	3.8	27	5
S. Williams	45	161	3.6	28	0
Losman	31	154	5.0	30	0
Evans	4	38	9.5	39	0
Holcomb	18	11	0.6	8	1
J. Smith	1	1	1.0	1	0
Shelton	1	0	0.0	0	0
Parrish	2	-2	-1.0	4	0
Reed	1	-3	-3.0	-3	0
BILLS	428	1607	3.8	39	6
OPP	489	2205	4.5	59	22

RECEIVING	No.	Yds	Avg	Long	TD
Moulds	81	816	10.1	55f	4
Evans	48	743	15.5	65	7
Reed	32	449	14.0	51f	2
McGahee	28	178	6.4	19	0
Campbell	19	139	7.3	27	0
S. Williams	17	118	6.9	23	0
Parrish	15	148	9.9	28	1
Shelton	13	98	7.5	21	1
J. Smith	5	56	11.2	19	1
Aiken	4	57	14.3	22	0
Euhus	3	17	5.7	9	0
Peters	2	5	2.5	4	1
Burns	1	19	19.0	19f	1
Neufeld	1	9	9.0	9	0
BILLS	269	2852	10.6	65	18
OPP	314	3560	11.3	57	19

INTERCEPTIONS	No.	Yds	Avg	Long	TD
McGee	4	97	24.3	46f	1
Vincent	4	78	19.5	42	0
Crowell	2	3	1.5	2	0
Clements	2	0	0.0	0	0
Fletcher	1	20	20.0	20	0
R. Baker	1	18	18.0	18	0
Kelsay	1	17	17.0	17	0
Milloy	1	0	0.0	0	0
Schobel	1	0	0.0	0	0
BILLS	17	233	13.7	46f	1
OPP	16	209	13.1	42	2

PUNTING	No.	Yds	Avg	Net	TB	In	Lg	B
Moorman	71	3242	45.7	39.1	9	22	68	0
BILLS	71	3242	45.7	39.1	9	22	68	0
OPP	62	2492	40.2	34.4	4	22	61	0

PUNT RETURNS	Ret	FC	Yds	Avg	Long	TD
Parrish	14	9	186	13.3	43	0
Clements	8	3	52	6.5	13	0
J. Smith	6	5	41	6.8	17	0
BILLS	28	17	279	10.0	43	0
OPP	42	10	285	6.8	29	0

KICKOFF RETURNS	No.	Yds	Avg	Lg	TD
McGee	46	1391	30.2	99f	1
Parrish	10	261	26.1	45	0
J. Smith	5	124	24.8	44	0
Reed	4	69	17.3	24	0
Burns	3	46	15.3	19	0
Neufeld	3	39	13.0	23	0
Shelton	2	26	13.0	16	0
Euhus	1	0	0.0	0	0
Leonhard	1	36	36.0	36	0
BILLS	75	1992	26.6	99f	1
OPP	64	1308	20.4	95f	1

FIELD GOALS	1-19	20-29	30-39	40-49	50+	TD
Lindell	0/0	8/9	11/13	7/10	3/3	0
BILLS	0/0	8/9	11/13	7/10	3/3	0
OPP	0/0	10/10	5/6	4/9	0/0	0

Lindell:
 [35G,21G,42G,39G,31G][40G][36G,41G,
 30G][45N][24G,47G][50G,38G][41G]
 [46N,23G,35G,[21G,24G,48N,22G]
 [21G,24G,52G,36G]
OPPONENTS:
 [(140G)[27G][23G,40G,32N,20G,37G)][
 [44G][25G][44N][35G,44N,43N][28G,38G]
 [25G,45N,25G][23G)](1[31G,27G][49G,
 43N,25G,34G]

USUAL STARTERS

OFFENSE		
QB	10	Kelly Holcomb
RB	21	Willis McGahee
FB	31	Daimon Shelton
WR	80	Eric Moulds
WR	83	Lee Evans
TE	84	Mark Campbell
LT	69	Mike Gandy
LG	66	Bennie Anderson
C	70	Trey Teague
RG	58	Chris Villarrrial
RT	71	Jason Peters

DEFENSE		
DE	90	Chris Kelsay
DT	95	Sam Adams
DT	77	Tim Anderson
DE	94	Aaron Schobel
LB	96	Jeff Posey
LB	59	Landon Fletcher
LB	51	Takeo Spikes
CB	24	Terrence McGee
CB	22	Nate Clements
FS	23	Troy Vincent
SS	36	Lawyer Milloy

PASSING	Att	Cmp	Yds	Cmp%	Yds/Att	TD	TD%	Int	Int%	Long	Sack/Lost	Rating
Holcomb	230	155	1509	67.4	6.56	10	4.3	8	3.5	65	17/140	85.6
Losman	228	113	1340	49.6	5.88	8	3.5	8	3.5	58	26/197	64.9
Parrish	1	1	3	100.0	3.00	0	0.0	0	0.0	3	0/0	79.2
BILLS	459	269	2852	58.6	6.21	18	3.9	16	3.5	65	43/337	75.4
OPP	503	314	3560	62.4	7.08	19	3.8	17	3.4	57	38/269	82.1

2006 SEASON STATISTICS

7-9 | 3RD IN AFC EAST | HEAD COACH DICK JAURON



Date	W/L Score	Opponent	Attendance
09/10	L 17-19	at New England	68,756
09/17	W 16-6	at Miami	72,797
09/24	L 20-28	New York Jets	72,067
10/01	W 17-12	Minnesota	71,972
10/08	L 7-40	at Chicago	62,206
10/15	L 17-20	at Detroit	60,704
10/22	L 6-28	New England	72,180
11/05	W 24-10	Green Bay	72,205
11/12	L 16-17	at Indianapolis	57,306
11/19	W 24-21	at Houston	70,125
11/26	W 27-24	Jacksonville	63,608
12/03	L 21-24	San Diego	63,361
12/10	W 31-13	at New York Jets	77,131
12/17	W 21-0	Miami	71,011
12/24	L 29-30	Tennessee	54,765
12/31	L 7-19	at Baltimore	70,913

	BUF	OPP
TOTAL FIRST DOWNS	234	298
Rushing	82	117
Passing	132	168
Penalty	20	13
3rd Down: Made/Att	63/199	79/216
3rd Down Pct.	31.7	36.6
4th Down: Made/Att	5/11	11/17
4th Down Pct.	45.5	64.7

POSSESSION AVG.	28:04	31:56
------------------------	-------	-------

TOTAL NET YARDS	4271	5273
Avg. Per Game	266.9	329.6
Total Plays	898	1029
Avg. Per Play	4.8	5.1

NET YARDS RUSHING	1552	2254
Avg. Per Game	97.0	140.9
Total Rushes	420	476

NET YARDS PASSING	2719	3019
Avg. Per Game	169.9	188.7
Sacked/Yards Lost	47/332	40/265
Gross Yards	3051	3284
Att./Completions	431/268	513/324
Completion Pct.	62.2	63.2
Had Intercepted	14	13

PUNTS/AVERAGE	92/43.6	86/41.6
----------------------	---------	---------

NET PUNTING AVG.	39.2	34.8
-------------------------	------	------

PENALTIES/YARDS	87/629	90/709
------------------------	--------	--------

FUMBLES/BALL LOST	28/15	28/11
--------------------------	-------	-------

TOUCHDOWNS	26	44
Rushing	9	14
Passing	19	18
Returns	5	3

SCORE BY PERIOD	Q1	Q2	Q3	Q4	OT	PTS
BILLS	67	84	75	74	0	300
OPPONENTS	74	105	55	77	0	311

SCORING	TD	R	Pa	RtK-PAT	FG	S	PTS
Lindell	0	0	0	0	33/33	23/25	0 102
Evans	8	0	8	0	-	-	0 48
McGahee	6	6	0	0	-	-	0 36
Parrish	3	0	2	1	-	-	0 18
Price	3	0	3	0	-	-	0 18
Royal	3	0	3	0	-	-	0 18
Fletcher-Baker	2	0	0	2	-	-	0 12
Reed	2	0	2	0	-	-	0 12
A. Thomas	2	0	0	0	-	-	0 12
Clements	1	0	0	1	-	-	0 6
Losman	1	1	0	0	-	-	0 6
McGee	1	0	0	1	-	-	0 6
Neufeld	1	0	1	0	-	-	0 6
Fletcher	0	0	0	0	-	-	1 2
BILLS	33	9	15	33/33	23/25	0	300
OPP	35	14	18	33/33	22/26	1	311

*2-Pt Conversions: **BILLS** 0-0, **OPP** 0-2

SACKS: Schobel 14, Denney 6, Kelsay 5.5, (group) 4, Triplett 2.5, Crowell 2, Fletcher-Baker 2, Hargrove LG 1.5, Hargrove TM 1, Ellison 1, Simpson 1, Spikes 1
BILLS: 38 **OPPONENTS:** 45

RUSHING	No.	Yds	Avg	Long	TD
McGahee	259	990	3.8	57t	6
A. Thomas	107	378	3.5	19	2
Losman	38	140	3.7	15	1
Parrish	2	18	9.0	11	0
Price	5	18	3.6	9	0
Reed	4	13	3.3	15	0
Moorman	2	2	1.0	2	0
S. Williams	2	2	1.0	2	0
Royal	1	-9	-9.0	-9	0
BILLS	420	1552	3.7	57t	9
OPP	476	2254	4.7	52	14

RECEIVING	No.	Yds	Avg	Long	TD
Evans	82	1292	15.8	83t	8
Price	49	402	8.2	25	3
Reed	34	410	12.1	52	2
Parrish	23	320	13.9	51t	2
Royal	23	233	10.1	33t	3
A. Thomas	22	139	6.3	18	0
McGahee	18	156	8.7	56	0
Shelton	7	35	5.0	14	0
Cieslak	6	46	7.7	13	0
Davis	2	13	6.5	8	0
Neufeld	1	4	4.0	4t	1
Everett	1	1	1.0	1	0
BILLS	268	3051	11.4	83t	19
OPP	324	3284	10.1	62	18

INTERCEPTIONS	No.	Yds	Avg	Long	TD
Fletcher-Baker	4	30	7.5	17t	1
Clements	3	80	26.7	58t	1
Simpson	2	76	38.0	76	0
Crowell	2	0	0.0	0	0
Whitner	1	10	10.0	10	0
Ellison	1	7	7.0	7	0
BILLS	13	203	15.6	76	2
OPP	14	198	14.1	44	2

PUNTING	No.	Yds	Avg	Net	TB	In	Log	B
Moorman	92	4012	43.6	39.2	7	33	66	0
BILLS	92	4012	43.6	39.2	7	33	66	0
OPP	86	3578	41.6	34.8	8	31	64	1

PUNT RETURNS	Ret	FC	Yds	Avg	Long	TD
Parrish	32	9	364	11.4	82t	1
Leonhard	7	1	58	8.3	32	0
BILLS	39	10	422	10.8	82t	1
OPP	36	20	265	7.4	25	0

KICKOFF RETURNS	No.	Yds	Avg	Long	TD
McGee	52	1355	26.1	88	0
Davis	6	99	16.5	27	0
Haggan	2	4	2.0	5	0
Preston	2	10	5.0	9	0
S. Williams	1	17	17.0	17	0
Leonhard	0	18	---	18	0
BILLS	63	1503	23.9	88	0
OPP	60	1279	21.3	74	0

FIELD GOALS	1-19	20-29	30-39	40-49	50+
Lindell	0/0	8/8	5/5	8/10	2/2
BILLS	0/0	8/8	5/5	8/10	2/2
OPP	0/0	5/5	9/10	8/9	0/2

Lindell:
(53G)(33G,45G,43G)(36G,28G)(44N,28G)(
(53G)(40G,46G)(28G)(22G,30G,43G,41N)(40G)
(21G,42G)(34G)(121G,36G,45G,21G,24G)(
OPPONENTS:
(32G)(55N)(37G,49G)(42G,43G,32G,41G)
(43G,56N,29G)(49G)(31G)(42N,27G)
(42G,36N)(30G,38G)(42G,20G,30G)
(26G,37G,39G,29G)

USUAL STARTERS

OFFENSE

QB	7	JP Losman
RB	21	Willis McGahee
FB	31	Daimon Shelton
WR	83	Lee Evans
WR	81	Peerless Price
TE	84	Robert Royal
LT	71	Jason Peters
LG	69	Mike Gandy
C	67	Melvin Fowler
RG	75	Duke Preston
RT	79	Terrance Pennington

DEFENSE

DE	90	Chris Kelsay
DT	98	Larry Triplett
DT	95	Kyle Williams
DE	94	Aaron Schobel
LB	51	Takeo Spikes
LB	59	London Fletcher
LB	55	Angelo Crowell
CB	24	Terrence McGee
CB	22	Nate Clements
FS	30	Ko Simpson
SS	20	Donte Whitner

PASSING	Att	Cmp	Yds	Cmp%	Yds/Att	TD	TD%	Int	Int%	Long	Sack/Lost	Rating
Losman	429	268	3051	62.5	7.11	19	4.4	14	3.3	83t	47/332	84.9
Evans	1	0	0	0.0	0.00	0	0.0	0	0.0	0	0/0	39.6
Moorman	1	0	0	0.0	0.00	0	0.0	0	0.0	0	0/0	39.6
BILLS	431	268	3051	62.2	7.08	19	4.4	14	3.2	83t	47/332	84.6
OPP	513	324	3284	63.2	6.40	18	3.5	13	2.5	62	40/265	82.5

2007 SEASON STATISTICS

7-9 | 2ND IN AFC EAST | HEAD COACH DICK JAURON



Date	WL Score	Opponent	Attendance
09/09	L 14-15	Denver	71,132
09/16	L 3-26	at Pittsburgh	64,307
09/23	L 7-38	at New England	68,756
09/30	W 17-14	New York Jets	70,600
10/08	L 24-25	Dallas	71,575
10/21	W 19-14	Baltimore	70,727
10/28	W 13-3	at New York Jets	76,688
11/04	W 33-21	Cincinnati	70,745
11/11	W 13-10	at Miami	70,615
11/18	L 10-56	New England	71,338
11/25	L 14-36	at Jacksonville	64,546
12/02	W 17-16	at Washington	85,831
12/09	W 38-17	Miami	71,018
12/16	L 0-8	at Cleveland	73,196
12/23	L 21-38	New York Giants	71,302
12/30	L 9-17	at Philadelphia	68,594

	BUF	OPP
TOTAL FIRST DOWNS	248	322
Rushing	91	104
Passing	141	203
Penalty	16	15
3rd Down: Made/Att	65/195	101/224
3rd Down Pct.	33.3	45.1
4th Down: Made/Att	8/18	10/22
4th Down Pct.	44.4	45.5

POSSESSION AVERAGE	28:51	31:10
--------------------	-------	-------

TOTAL NET YARDS	4434	5807
Avg. Per Game	277.1	362.9
Total Plays	919	1047
Avg. Per Play	4.8	5.5

NET YARDS RUSHING	1800	1993
Avg. Per Game	112.5	124.6
Total Rushes	448	454

NET YARDS PASSING	2634	3814
Avg. Per Game	164.6	238.4
Sacked/Yards Lost	26/208	26/144
Gross Yards	2842	3958
Att./Completions	445/263	567/354
Completion Pct.	59.1	62.4
Had Intercepted	14	18

PUNTS/AVERAGE	81/40.8	61/42.6
---------------	---------	---------

NET PUNTING AVERAGE	37.6	31.8
---------------------	------	------

PENALTIES/YARDS	8/633	73/567
-----------------	-------	--------

FUMBLES/BALL LOST	20/7	29/12
-------------------	------	-------

TOUCHDOWNS	25	39
Rushing	8	15
Passing	12	19
Returns	5	5

SCORE BY PERIODS	Q1	Q2	Q3	Q4	OT	PTS
BILLS	79	41	68	64	0	252
OPPONENTS	63	104	92	95	0	354

SCORING	TD	Ru	Pa	Rt	K-PAT	FG	S	PTS
Lindell	0	0	0	0	24/24	24/27	0	96
Lynch	7	7	0	0	1*	-	0	44
L. Evans	5	0	5	0	-	-	0	30
Parrish	3	1	1	1	-	-	0	18
Royal	3	0	3	0	-	-	0	18
Gaines	2	0	2	0	-	-	0	12
Wilson	2	0	0	2	-	-	0	12

Kelsay	1	0	0	1	-	-	1	8	
McGee	1	0	0	1	-	-	0	6	
A. Thomas	1	0	1	0	-	-	0	6	
Crowell	0	0	0	0	-	-	1	2	
BILLS	25	8	12	524	24	24	27	2	252
OPP	39	15	19	537	37	27	30	1	354

*2-Point Conversions: BILLS 1-1, OPPONENTS 0-2

SACKS: Schobel 6.5, Kelsay 2.5, McCargo 2.5, Crowell 2, DiGiorgio 2, K. Williams 2, (group) 2, Hargrove 1.5, R. Denney 1, Ellison 1, Haggan 1, Tripplett 1, Youboty 1
BILLS: 26
OPPONENTS: 26

RUSHING	No	Yds	Avg	Long	TD
Lynch	280	1115	4.0	56†	7
Jackson	58	300	5.2	27	0
Losman	20	110	5.5	17	0
Wright	29	94	3.2	15	0
A. Thomas	36	89	2.5	9	0
Edwards	14	49	3.5	14	0
Parrish	3	19	6.3	24†	1
Moorman	4	14	3.5	10	0
Reed	4	10	2.5	12	0
BILLS	448	1800	4.0	56†	8
OPP	454	1993	4.4	88†	15

RECEIVING	No	Yds	Avg	Long	TD
L. Evans	55	849	15.4	85†	5
Reed	51	578	11.3	30	0
Parrish	35	352	10.1	47†	1
Royal	25	248	9.9	28†	3
Gaines	25	215	8.6	20	2
Jackson	22	190	8.6	54	0
Lynch	18	184	10.2	30	0
A. Thomas	15	95	6.3	11	1
Price	7	68	9.7	22	0
Schauman	3	19	6.3	10	0
Wright	3	17	5.7	8	0
Neufeld	2	14	7.0	8	0
Aiken	1	10	10.0	10	0
Everett	1	3	3.0	3	0
BILLS	263	2842	10.8	85†	12
OPP	354	3958	11.2	59†	19

PUNTING	No	Yds	Avg	Net	TB	In	Lg	B
Moorman	81	3302	40.8	37.6	3	30	75	0
BILLS	81	3302	40.8	37.6	3	30	75	0
OPP	61	2598	42.6	31.8	9	15	62	0

INTERCEPTIONS	No	Yds	Avg	Long	TD
McGee	4	4	1.0	2	0
Leonhard	2	60	30.0	36	0
Wilson	2	25	12.5	25†	1
Greer	2	1	0.5	2	0
DiGiorgio	1	38	38.0	38	0
Whitner	1	29	29.0	29	0
Youboty	1	19	19.0	19	0
K. Thomas	1	8	8.0	8	0
Crowell	1	5	5.0	5	0
Ellison	1	4	4.0	4	0
Kelsay	1	0	0.0	0†	1
Tripplett	1	0	0.0	0	0
BILLS	18	193	10.7	38	2
OPP	14	291	20.8	70	2

PUNT RETURNS	Ref	Fc	Yds	Avg	Long	TD
Parrish	27	2	440	16.3	74†	1
Leonhard	4	2	36	9.0	13	0
BILLS	31	4	476	15.4	74†	1
OPPONENTS	37	16	196	5.3	29	0

KICKOFF RETURNS	No	Yds	Avg	Long	TD
McGee	45	1082	24.0	103†	1
Parrish	6	126	21.0	24	0
Scobey TM	5	112	22.4	29	0
Jackson	3	46	15.3	19	0
Neufeld	3	6	2.0	7	0
Leonhard	2	32	16.0	17	0
A. Thomas	2	26	13.0	15	0
Chambers	1	6	6.0	6	0
Preston	1	12	12.0	12	0
Wilson	1	0	0.0	0	0
Wright	1	0	0.0	0	0
BILLS	70	1448	20.7	103†	1
OPPONENTS	56	1150	20.5	100†	1

FIELD GOALS	1-19	20-29	30-39	40-49	50+ Tot	
Lindell	0/0	11/11	7/7	4/6	2/3	24/27
BILLS	0/0	11/11	7/7	4/6	2/3	24/27
OPP	0/0	10/10	9/10	7/8	1/2	27/29

Lindell: (45N)|(24G)|(46G)|(24G,54N)|(29G,26G,35G,41G)|(30G,40G)|(23G,21G,29G,38G)|(34G)(52G)|(38G,43G,24G,33G,36G)|(51G,46N)|(11)(29G,23G,22G)

OPPONENTS: (21G,48G,50N,43N,42G)(34G,28G,39G,31G)(24G)(37N)(47G,29G,37G,53G)|(27G)|(38G)|(46G,33G,22G,23G,20G)(27G,28G,33G)(41G)(35G,49G)(42G)(38G)

USUAL STARTERS		
OFFENSE		
QB	5	Trent Edwards
RB	23	Marshawn Lynch
FB/TE	86	Michael Gaines
WR	83	Lee Evans
WR	82	Josh Reed
TE	84	Brad Royal
LT	71	Jason Peters
LG	66	Darrick Dockery
C	67	Melvin Fowler
RG	60	Brad Butler
RT	68	Langston Walker

DEFENSE		
DE	90	Chris Kelsay
DT	98	Larry Tripplett
DT	95	Kyle Williams
DE	94	Aaron Schobel
LB	56	Keith Ellison
LB	52	John DiGiorgio
LB	55	Angelo Crowell
CB	24	Terrence McGee
CB	33	Jabari Greer
FS	37	George Wilson
SS	20	Donte Whitner

PASSING	Att	Cmp	Yds	Cmp%	Yds/Att	TD	TD%	Int	Int%	Long	Sack/Lost	Rating
Edwards	269	151	1630	56.1	6.06	7	2.6	8	3.0	70†	12/105	70.4
Losman	175	111	1204	63.4	6.88	4	2.3	6	3.4	85†	14/103	76.9
Lynch	1	1	8	100.0	8.00	1	100.0	0	0.0	8†	0/0	139.6
BILLS	445	263	2842	59.1	6.39	12	2.7	14	3.1	85†	26/208	73.8
OPPONENTS	567	354	3958	62.4	6.98	19	3.4	18	3.2	59†	26/144	81.1

2008 SEASON STATISTICS

7-9 | 3RD IN AFC EAST | HEAD COACH DICK JAURON



Date	W/L Score	Opponent	Attendance
09/07	W 34-10	Seattle	71,194
09/14	W 20-16	at Jacksonville	65,167
09/21	W 24-23	Oakland	71,297
09/28	W 31-14	at St. Louis	61,017
10/05	L 17-41	at Arizona	63,830
10/19	W 23-14	San Diego	71,602
10/26	L 16-25	at Miami	65,011
11/02	L 17-26	New York Jets	71,827
11/09	L 10-20	at New England	68,756
11/17	L 27-29	Cleveland	71,645
11/23	W 54-31	at Kansas City	73,584
11/30	L 3-10	San Francisco	70,988
12/07#	L 3-16	Miami	52,134
12/14	L 27-31	at New York Jets	78,548
12/21	W 30-23	at Denver	74,539
12/28	L 0-13	New England	71,282

# Played in Toronto		BUF	OPP
TOTAL FIRST DOWNS		287	293
Rushing		107	113
Passing		167	167
Penalty		13	13
3rd Down: Made/Att		81/20373/202	
3rd Down Pct.		39.9	36.1
4th Down: Made/Att		7/16	8/26
4th Down Pct.		43.8	50.0

POSSESSION AVG.	30:04	29:57
-----------------	-------	-------

TOTAL NET YARDS		4882	5217
Avg. Per Game		305.1	326.1
Total Plays		956	971
Avg. Per Play		5.1	5.4

NET YARDS RUSHING		1842	1946
Avg. Per Game		115.1	121.6
Total Rushes		439	455

NET YARDS PASSING		3040	3271
Avg. Per Game		190.0	204.4
Sacked/Yards Lost		38/262	24/170
Gross Yards		3302	3441
Att./Completions		479/309	492/301
Completion Pct.		64.5	61.2
Had Intercepted		15	10

PUNTS/AVERAGE	58/44.1	64/45.6
---------------	---------	---------

NET PUNTING AVG.	39.1	36.8
------------------	------	------

PENALTIES/YARDS	71/538	72/540
-----------------	--------	--------

FUMBLES/BALL LOST	33/15	21/12
-------------------	-------	-------

TOUCHDOWNS		35	34
Rushing		16	18
Passing		14	14
Returns		5	2

SCORE BY PERIOD		Q1	Q2	Q3	Q4	OT	PTS
BILLS		46	113	73	104	0	336
OPPONENTS		108	76	81	77	0	342

SCORING	TD	Ru	Pa	RtK-PAT	FG	S	PTS
Lindell	0	0	0	0	34/34	30/38	0 124
Lynch	9	8	1	0	-	-	0 54
Evans	3	0	3	0	1*	-	0 20
Edwards	3	3	0	0	-	-	0 18
Jackson	3	3	0	0	-	-	0 18
Greer	2	0	2	0	-	-	0 12
Hardy	2	0	2	0	-	-	0 12
St. Johnson	2	0	2	0	-	-	0 12
Losman	2	0	2	0	-	-	0 12
McKelvin	2	0	2	0	-	-	0 12
Parrish	2	0	1	1	-	-	0 12
Denney	1	0	1	0	-	-	0 6
Fine	1	0	1	0	-	-	0 6
Reed	1	0	1	0	-	-	0 6
Royal	1	0	1	0	-	-	0 6
Schouman	1	0	1	0	-	-	0 6
BILLS	35	16	14	5	34/34	30/38	0 336
OPP	34	18	14	2	34/34	34/41	1 342

*2-Pt Conversions: BILLS 1-1, OPP 0-0

SACKS: Denney 4, Mitchell 4, Stroud 2.5, Sp. Johnson 2, Kelsay 2, Williams 2, Wilson 1.5, Bryan 1, Schobel 1, B. Scott 1, Whitner 1, Youberty 1, (group) 1
BILLS: 24 **OPPONENTS: 38**

RUSHING	No.	Yds	Avg	Long	TD
Lynch	250	1036	4.1	50	8
Jackson	130	571	4.4	32	3
Edwards	36	117	3.3	15†	3
Losman	12	70	5.8	17	2
Evans	1	22	22.0	22	0
Parrish	2	9	4.5	9	0
Ellison	1	6	6.0	6	0
St. Johnson	1	6	6.0	6	0
Omon	6	5	0.8	2	0
BILLS	439	1842	4.2	50	16
OPP	455	1946	4.3	72†	18

RECEIVING	No.	Yds	Avg	Long	TD
Evans	63	1017	16.1	87†	3
Reed	56	597	10.7	24	1
Lynch	47	300	6.4	42	1
Jackson	37	317	8.6	65	0
Royal	33	351	10.6	30†	1
Parrish	24	232	9.7	22	1
Schouman	15	153	10.2	21	1
St. Johnson	10	102	10.2	21	2
Fine	10	94	9.4	20	1
Hardy	9	87	9.7	17	2
Barnes	2	34	17.0	25	0
McIntyre	2	-1	-0.5	0	0
Denney	1	19	19.0	19†	1
BILLS	309	3302	10.7	87†	14
OPP	301	3441	11.4	84†	14

INTERCEPTIONS	No.	Yds	Avg	Long	TD
McGee	3	36	12.0	36	0
Greer	2	75	37.5	42†	2
McKelvin	2	64	32.0	64†	1
Mitchell	2	33	16.5	32	0
Posluszny	1	9	9.0	9	0
BILLS	10	217	21.7	64†	3
OPP	15	169	11.3	92†	1

PUNTING	No.	Yds	Avg	Net	TB	In	Ln	B
Moorman	58	2557.4	44.1	39.1	5	23	63	0
BILLS	58	2557.4	44.1	39.1	5	23	63	0
OPP	64	2920	45.6	36.8	5	22	65	0

PUNT RETURNS	Ret	FC	Yds	Avg	Long	TD
Parrish	21	10	322	15.3	63†	1
Jackson	7	0	116	16.6	35	0
McKelvin	2	0	26	13.0	14	0
BILLS	30	10	464	15.5	63†	1
OPP	18	12	187	10.4	21	0

KICKOFF RETURNS	No.	Yds	Avg	Long	TD
McKelvin	52	1468	28.2	98†	1
Jackson	12	181	15.1	30	0
Sp. Johnson	3	40	13.3	19	0
McGee	3	62	20.7	27	0
Parrish	2	40	20.0	25	0
St. Johnson	1	0	0.0	0	0
McIntyre	1	18	18.0	18	0
Wilson	1	7	7.0	7	0
BILLS	75	1816	24.2	98†	1
OPP	63	1247	19.8	69	0

FIELD GOALS	1-19	20-29	30-39	40-49	50+
Lindell	1/1	7/8	11/11	11/10	15/13
BILLS	1/1	7/8	11/11	11/10	15/13
OPP	0/0	8/9	14/15	8/11	4/6

Lindell: (35G,38G,52B)(21G,45G)(46N,38G)
 (45G,35G,45G)(48G)(48G,52N,27G,44G)
 (19G,43G,47G)(53G,43N)(25G)(26G,31G,
 47N)(21G,39G,34G,38G)(20N,22G,40N)(40G)
 (34G,48G)(37G,49G,28G)(47N)
 OPP: (45G)(28G,50G,39G)(23G,35G,32G)
 (51N)(47G,38G)(46B,43G,45G,35G)
 (37G,26G,37N,20G,31G)(32G,49N,37G)
 (40G,33G,43G,22G,56G)(45G)(50G)(50G,
 35G,27G,48N)(31G)(23G,30G,54N,43G)
 (33G,26N,23G)

USUAL STARTERS

OFFENSE	
WR	83 Lee Evans
LT	71 Jason Peters
LG	66 Derrick Dockery
C	75 Duke Preston
RG	60 Brad Butler
RT	68 Langston Walker
TE	84 Robert Royal
WR	82 Josh Reed
FB/TE	80 Derek Schouman (6)
RB	23 Marshawn Lynch
QB	5 Trent Edwards

DEFENSE	
LE	90 Chris Kelsay
LT	99 Marcus Stroud
RT	95 Kyle Williams
RE	94 Aaron Schobel
SLB	59 Kawika Mitchell
MLB	51 Pat Posluszny
WLB	56 Keith Ellison
LCB	24 Terrence McGee
RCB	33 Jabari Greer (10)
FS	30 Ko Simpson (10)
SS	20 Donte Whitner

PASSING	Att	Cmp	Yds	Cmp%	Yds/Att	TD	TD%	Int	Int%	Long	Sack/Lost	Rating
Edwards	374	245	2699	65.5	7.22	11	2.9	10	2.7	65	23/143	85.4
Losman	104	63	584	60.6	5.62	2	1.9	5	4.8	87†	15/119	62.3
Moorman	1	1	19	100.0	19.00	1	100.0	0	0.0	19†	0/0	158.3
BILLS	479	309	3302	64.5	6.89	14	2.9	15	3.1	87†	38/262	81.3
OPPONENTS	492	301	3441	61.2	6.99	14	2.8	10	2.0	84†	24/170	83.2

2009 SEASON STATISTICS



6-10 | 4TH IN AFC EAST | HEAD COACH DICK JAURON & PERRY FEWELL

Date	W/L Score	Opponent	Attendance
09/14	L 24-25	at New England	68,756
09/20	W 33-20	Tampa Bay	70,318
09/27	L 7-27	New Orleans	70,261
10/04	L 10-38	at Miami	65,523
10/11	L 3-6	Cleveland	70,526
10/18	W 16-13(OT)	at NY Jets	76,048
10/25	W 20-9	at Carolina	73,497
11/01	L 10-31	Houston	69,790
11/15	L 17-41	at Tennessee	69,143
11/22*	L 15-18	at Jacksonville	47,757
11/29	W 31-14	Miami	70,155
12/03#	L 13-19	NY Jets	51,567
12/13	W 16-10	at Kansas City	68,668
12/20	L 10-17	New England	70,000
12/27	L 3-31	at Atlanta	68,887
01/03	W 30-7	Indianapolis	69,848

*Perry Fewell's first game/# Played in Toronto

	BUF	OPP
TOTAL FIRST DOWNS	233	310
Rushing	81	134
Passing	126	157
Penalty	26	19
3rd Down: Made/Att	51/198	77/240
3rd Down Pct.	25.8	40.4
4th Down: Made/Att	7/15	14/26
4th Down Pct.	46.7	53.8

POSSESSION AVG.	27:50	32:10
------------------------	-------	-------

TOTAL NET YARDS	4382	5449
Avg. Per Game	273.9	340.6
Total Plays	911	1086
Avg. Per Play	4.8	5.0

NET YARDS RUSHING	1867	2501
Avg. Per Game	116.7	156.3
Total Rushes	424	535

NET YARDS PASSING	2515	2948
Avg. Per Game	157.2	184.3
Sacked/Yards Lost	46/274	32/189
Gross Yards	2789	3137
Att./Completions	441/256	519/295
Completion Pct.	58.0	56.8
Had Intercepted	19	28

PUNTS/AVERAGE	90/46.6	78/41.2
----------------------	---------	---------

NET PUNTING AVG.	90/40.2	78/37.4
-------------------------	---------	---------

PENALTIES/YARDS	107/855	107/919
------------------------	---------	---------

FUMBLES/BALL LOST	24/11	21/5
--------------------------	-------	------

TOUCHDOWNS	25	37
Rushing	6	19
Passing	17	14
Returns	2	4

SCORE BY PERIOD	Q1	Q2	Q3	Q4	OT	PTS
BILLS	74	67	37	77	3	258
OPPONENTS	44	115	48	119	0	326

SCORING	Td	R	Pa	Rt	K-PAT	FG	S	PTS	
Lindell	0	0	0	0	24	28	33	0 108	
Evans	7	0	7	0	-	-	0	42	
Owens	6	1	5	0	-	-	0	36	
Jackson	4	2	2	0	-	-	0	24	
Lynch	2	2	0	0	-	-	0	12	
Denney	1	0	1	0	-	-	0	6	
Fitzpatrick	1	1	0	0	-	-	0	6	
Nelson	1	0	1	0	-	-	0	6	
Reed	1	0	1	0	-	-	0	6	
Schobel	1	0	0	1	-	-	0	6	
Whitner	1	0	0	1	-	-	0	6	
BILLS	25	6	17	2	24	24	28	33	0 258
OPP	37	19	14	4	32	32	22	28	1 326

SACKS: Schobel 10, Kelsay 5, Williams 4, Denney 2, Sp. Johnson 2, B. Scott 2, Stroud 2, Wilson 2, Draft 1, Posluszny 1, (group) 1
BILLS: 32 **OPPONENTS:** 46

RUSHING	No.	Yds	Avg	Long	TD
Jackson	237	1062	4.5	43	2
Lynch	120	450	3.8	47	2
Fitzpatrick	31	141	4.5	31	1
Edwards	14	106	7.6	20	0
Owens	6	54	9.0	29	1
McIntyre	5	34	6.8	25	0
Omon	5	22	4.4	7	0
Parrish	2	4	2.0	9	0
Brohm	3	-3	-1.0	-1	0
Jenkins	1	-3	-3.0	-3	0
BILLS	424	1867	4.4	47	6
OPP	535	2501	4.7	76	19

RECEIVING	No.	Yds	Avg	Long	TD
Owens	55	829	15.1	98	5
Jackson	46	371	8.1	21	2
Evans	44	612	13.9	50	7
Lynch	28	179	6.4	35	0
Reed	27	291	10.8	29	1
Nelson	17	156	9.2	25	1
Schouman	9	103	11.4	27	0
Fine	9	64	7.1	11	0
McIntyre	7	55	7.9	18	0
Stupar	6	40	6.7	17	0
Parrish	3	34	11.3	16	0
St. Johnson	2	10	5.0	5	0
Denney	1	25	25.0	25	1
Klopfenstein	1	11	11.0	11	0
Hardy	1	9	9.0	9	0
BILLS	256	2789	10.9	98	17
OPP	295	3137	10.6	52	14

INTERCEPTIONS	No.	Yds	Avg	Long	TD
Byrd	9	118	13.1	37	0
Wilson	4	23	5.8	27	0
Posluszny	3	20	6.7	17	0
Whitner	2	104	52.0	76	1
C. Harris	2	7	3.5	7	0
B. Scott	1	27	27.0	27	0
Schobel	1	26	26.0	26	1
Florence	1	7	7.0	7	0
McGee	1	3	3.0	3	0
Corner	1	0	0.0	0	0
Draft	1	0	0.0	0	0
Mace	1	0	0.0	0	0
Wendling	1	0	0.0	0	0
BILLS	28	335	12.0	76	2
OPP	19	194	10.2	31	3

PUNTING	No.	Yds	Avg	Net	TB	In	Lg	B
Moorman	90	4192	46.6	40.2	10	25	73	0
BILLS	90	4192	46.6	40.2	10	25	73	0
OPP	78	3216	41.2	37.4	4	30	63	0

PUNT RETURNS	Ret	FC	Yds	Avg	Long	TD
Parrish	24	13	133	5.5	31	0
Jackson	6	5	69	11.5	27	0
Reed	3	0	0	0.0	0	0
Youboty	0	0	16	---	16	0
BILLS	33	18	218	6.6	31	0
OPP	49	12	377	7.7	52	0

KICKOFF RETURNS	No.	Yds	Avg	Long	TD
Jackson	41	1014	24.7	71	0
Parrish	11	258	23.5	31	0
McKelvin	5	121	24.3	33	0
Jenkins	3	45	15.0	19	0
Sp. Johnson	1	12	12.0	12	0
McGee	1	30	30.0	30	0
Omon	1	26	26.0	26	0
Stupar	1	11	11.0	11	0
BILLS	64	1517	23.7	71	0
OPP	59	1271	21.5	52	0

FIELD GOALS	1-19	20-29	30-39	40-49	50+
Lindell	0/0	12/12	9/9	6/9	1/3
BILLS	0/0	12/12	9/9	6/9	1/3

OPPONENTS	1/1	9/9	7/8	3/6	2/4
Lindell: (40G)(31G, 43G, 27G, 20G)(49N, 35G)					
BILLS: (33G, 25G, 46N, 47G)(29G, 22G)(21G)					
(25G)(26G, 28G, 22G)(44N, 56G)(49G, 32G)					
(41G, 24G, 51N, 36G)(25G, 56N)(42G)(31G, 33G, 36G)					

OPP: (41N, 20G, 28G)(27G, 35G)(33G)(24G, 18G)(23G, 41G, 44N)(43N, 39N)(42G, 22G, 26G)

(38G, 60N, 51G)(29G)(38G, 49G, 31G, 37G)(21G)

(30G)(51G, 55B)(1)

USUAL STARTERS

OFFENSE

WR	83	Lee Evans
LT	77	Demetrius Bell (8)
	79	Jonathan Scott (6)
		Andy Levine
LG	67	Geoff Hangartner
C	63	Eric Wood (10)
RG	70	Kirk Chambers (9)
RT	73	Shawn Nelson (12)
TE	89	Terrell Owens
WR	81	Derek Fine (6)
FB/TE	86	Corey McIntyre (4)
	82	Josh Reed (4)
RB	22	Fred Jackson (10)
	23	Marshawn Lynch (6)
QB	14	Ryan Fitzpatrick (8)
	5	Trent Edwards (7)

DEFENSE

LE	90	Chris Kelsay
LT	99	Marcus Stroud
RT	95	Kyle Williams
RE	94	Aaron Schobel
SLB	56	Keith Ellison (7)
MLB	51	Paul Posluszny
WLB	43	Bryan Scott (6)
	55	Kawika Mitchell (4)
LCB	24	Terrence McGee (10)
RCB	29	Drayton Florence (13)
FS	31	Jauris Byrd (10)
SS	37	George Wilson (12)

PASSING	Att	Cmp	Yds	Cmp%	Yds/Att	TD	TD%	Int	Int%	Long	Sack/Lost	Rating
Fitzpatrick	227	127	1422	55.9	6.26	9	4.0	10	4.4	98	21/127	69.7
Edwards	183	110	1169	60.1	6.39	6	3.3	7	3.8	46	23/139	73.8
Brohm	29	17	146	58.6	5.03	0	0.0	2	6.9	15	2/8	43.2
Jackson	1	1	27	100.0	27.00	1	100.0	0	0.0	27	0/0	158.3
Moorman	1	1	25	100.0	25.00	1	100.0	0	0.0	25	0/0	158.3
BILLS	441	256	2789	58.0	6.32	17	3.9	19	4.3	98	46/274	71.7
OPPONENTS	519	295	3137	56.8	6.04	14	2.7	28	5.4	52	32/189	61.1

2010 SEASON STATISTICS

4-12 | 4TH IN AFC EAST | HEAD COACH CHAN GAILEY



Date	W/L Score	Opponent	Attendance
09/12	L 10-15	Miami	69,295
09/19	L 7-34	at Green Bay	70,741
09/26	L 30-38	at New England	68,756
10/03	L 14-38	NY Jets	69,262
10/10	L 26-36	Jacksonville	58,304
10/24	L 34-37	(OT) at Baltimore	71,220
10/31	L 10-13	(OT) at Kansas City	66,625
11/07#	L 19-22	Chicago	50,746
11/14	W 14-12	Detroit	56,721
11/21	W 49-31	at Cincinnati	55,654
11/28	L 16-19	(OT) Pittsburgh	69,642
12/05	L 14-38	at Minnesota	64,012
12/12	W 13-6	Cleveland	50,861
12/19	W 17-14	at Miami	65,511
12/26	L 3-34	New England	68,281
01/02	L 7-38	at NY Jets	79,019

Played in Toronto

TOTAL FIRST DOWNS	263	335
Rushing	82	138
Passing	166	179
Penalty	15	18
3rd Down: Made/Att	80/211	98/227
3rd Down Pct.	37.9	43.2
4th Down: Made/Att	11/24	7/10
4th Down Pct.	45.8	70.0

POSSESSION AVG. 27:40 32:20

TOTAL NET YARDS	4878	5786
Avg. Per Game	304.9	361.6
Total Plays	954	1071
Avg. Per Play	5.1	5.4

NET YARDS RUSHING	1720	2714
Avg. Per Game	107.5	169.6
Total Rushes	401	571

NET YARDS PASSING	3158	3072
Avg. Per Game	197.4	192.0
Sacked/Yards Lost	34/213	27/181
Gross Yards	3371	3253
Att./Completions	519/296	473/294
Completion Pct.	57.0	62.2
Had Intercepted	21	11

PUNTS/AVERAGE 75/42.4 71/42.1

NET PUNTING AVG. 75/36.6 71/35.6

PENALTIES/YARDS 82/633 85/634

FUMBLES/BALL LOST 33/18 20/11

TOUCHDOWNS	34	48
Rushing	6	18
Passing	24	28
Returns	4	2

SCORE BY PERIOD	Q1	Q2	Q3	Q4	OT	PTS
BILLS	40	88	65	90	0	283
OPPONENTS	70	166	98	82	9	425

SCORING	TD	Ru	Pa	Rk	RK-PAT	FG	S	PTS
Lindell	0	0	0	0	31/32	16/21	0	79
St. Johnson	10	0	10	0			0	60
F. Jackson	7	5	2	0			0	42
Evans	4	0	4	0			0	24
D. Nelson	3	0	3	0			0	18
Florence	2	0	2	0			0	12
Parrish	2	0	2	0			0	12
Spiller	2	0	1	1			0	12
Byrd	1	0	0	1			0	6
Jones	1	0	1	0			0	6
Martin	1	0	1	0			0	6
McIntyre	1	1	0	0			0	6
BILLS	34	6	24	4	31/32	16/21	0	283
OPP	48	18	28	2	46/46	29/39	1	425

SACKS: K. Williams 5.5, Kelsay 3.5, B. Scott 3, Stroud 3, Moats 2.5, Sp. Johnson 2, Posluszny 2, Byrd 1, Carrington 1, Corner 1, D. Eddwards 1, Ellis 1, Woods 1, Whitner .5
BILLS: 27 OPPONENTS: 34

RUSHING	No.	Yds	Avg	Long	TD
F. Jackson	222	927	4.2	39	5
Spiller	74	283	3.8	20	0
Fitzpatrick	40	269	6.7	22	0
Lynch	37	164	4.4	17	0
T. Edwards	5	24	4.8	8	0
Parrish	3	23	7.7	13	0
Ganther	9	18	2.0	11	0
McIntyre	4	5	1.3	2	1
Roosevelt	1	3	3.0	3	0
Caulcrick	1	2	2.0	2	0
Jones	3	1	0.3	2	0
Moorman	2	1	0.5	1	0
Sanborn	0	0	---	---	0
BILLS	401	1720	4.3	39	6
OPP	571	2714	4.8	43†	18

RECEIVING	No.	Yds	Avg	Long	TD
St. Johnson	82	1073	13.1	45	10
Evans	37	578	15.6	54	4
Parrish	33	400	12.1	37	2
D. Nelson	31	353	11.4	37	3
F. Jackson	31	215	6.9	65†	2
Spiller	24	157	6.5	41	1
Jones	18	213	11.8	40	1
Stupar	12	111	9.3	35	0
Roosevelt	9	139	15.4	30	0
Martin	7	43	6.1	15	1
McIntyre	4	32	8.0	14	0
S. Nelson	3	25	8.3	12	0
Ganther	2	9	4.5	8	0
Chandler	1	8	8.0	8	0
Hubbard	1	8	8.0	8	0
Lynch	1	7	7.0	7	0
TEAM	296	3371	11.4	65†	24
OPP	294	3253	11.1	52†	28

INTERCEPTIONS	No.	Yds	Avg	Long	TD
Florence	3	42	14.0	40†	1
Wilson	2	65	32.5	56	0
McKelvin	2	10	5.0	10	0
Byrd	1	37	37.0	37†	1
Whitner	1	37	37.0	37	0
Davis	1	11	11.0	11	0
D. Edwards	1	8	8.0	8	0
BILLS	11	210	19.1	56	2
OPP	21	330	15.7	41	2

PUNTING	No.	Yds	Avg	Net	TB	In	Lg	B
Moorman	75	3181	42.4	36.6	7	17	61	0
BILLS	75	3181	42.4	36.6	7	17	61	0
OPP	71	2986	42.1	35.6	6	24	62	0

PUNT RETURNS	Ret	FC	Yds	Avg	Long	TD
Parrish	12	7	131	10.9	33	0
Spiller	12	8	175	14.6	34	0
McKelvin	6	3	24	4.0	25	0
Florence	1	0	6	6.0	6	0
Scott	1	0	0	0.0	0	0
BILLS	32	18	336	10.5	34	0
OPP	32	17	299	9.3	25	0

KICKOFF RETURNS	No.	Yds	Avg	Long	TD
Spiller	44	1014	23.0	95†	1
McKelvin	14	265	18.9	49	0
Jones	6	120	20.0	31	0
Caulcrick	2	28	14.0	17	0
Roosevelt	2	31	15.5	16	0
Chandler	1	11	11.0	11	0
Ellis	1	0	0.0	0	0
Wilson	0	0	---	---	0
BILLS	69	1458	21.1	95†	1
OPP	57	1238	21.7	51	0

FIELD GOALS	1-19	20-29	30-39	40-49	50+
Lindell	1/1	6/6	5/6	2/3	2/5
BILLS	1/1	6/6	5/6	2/3	2/5
OPP	3/3	6/6	6/8	14/20	0/2

Lindell: (51G,63N)((39G,39G,34G,51N)((29G,22G)(21G,50G)(43G,53N)((41N)(33N)(29G,32G,49G)))(30G,19G)(29G)(26G))
OPP:(32G,46N,43G)(44G,24G)(43G)(30N,19G)(49G,49G,34G,40G,46G)(41G,48G,38G)(28G,39N,35G)(42N)(25G,49N,45G)(19G,43N)(45G,46G,48G,41G)(38G)(19G,25G)(48N,61N,53N,48N)(34G,26G)(28G)

USUAL STARTERS

OFFENSE	WR	83	Lee Evans
LT	77	Demetrius Bell	
LG	67	Andy Levine	
C	63	Geoff Hangartner	
RG	70	Eric Wood	
RT	66	Mansfield Wrotto	
TE	80	David Martin	
WR	13	Stevie Johnson	
FB	38	Corey McIntyre	
RB	22	Fred Jackson	
QB	14	Ryan Fitzpatrick	

DEFENSE

LE	99	Marcus Stroud
NT	95	Kyle Williams
RE	98	Dwan Edwards
SLB	90	Chris Kelsay
MLB	50	Akin Ayodele (9)
	54	Andra Davis (4)
WLB	51	Paul Posluszny
JLB	52	Arthur Moats (4)
	53	Reggie Torbor (4)
LCB	58	Leodis McKelvin
RCB	29	Drayton Florence
FS	31	Jairus Byrd
SS	20	Donte Whitner

PASSING	Att	Cmp	Yds	Cmp%	Yds/Att	TD	TD%	Int	Int%	Long	Sack/Lost	Rating
Fitzpatrick	441	255	3000	57.8	6.80	23	5.2	15	3.4	65†	24/ 145	81.8
T. Edwards	52	29	241	55.8	4.63	1	1.9	2	3.8	31†	7/ 63	58.3
Brohm	23	10	106	43.5	4.61	0	0.0	3	13.0	33	3/ 5	57.9
L. Brown	3	2	24	66.7	8.00	0	0.0	1	33.3	16	0/ 0	51.4
BILLS	519	296	3371	57.0	6.50	24	4.6	21	4.0	65†	34/ 213	75.2
OPPONENTS	473	294	3253	62.2	6.88	28	5.9	11	2.3	52†	27/ 181	92.6

2012 SEASON STATISTICS

6-10 | 4TH IN AFC EAST | HEAD COACH CHAN GAILEY



Date	W/L	Score	Opponent	Attendance
09/09	L	28-48	at New York Jets	79,088
09/16	W	35-17	Kansas City	69,402
09/23	W	24-14	at Cleveland	69,353
09/30	L	28-52	New England	70,684
10/07	L	3-45	at San Francisco	69,732
10/14	W	19-16	OT at Arizona	60,385
10/21	L	34-35	Tennessee	68,836
11/04	L	9-21	at Houston	71,698
11/11	L	31-37	at New England	68,756
11/15	W	19-14	Miami	69,118
11/25	L	13-20	at Indianapolis	64,366
12/02	W	34-18	Jacksonville	53,971
12/09	L	12-15	St. Louis	68,109
12/16#	L	17-50	Seattle	40,770
12/23	L	10-24	at Miami	54,462
12/30	W	28-9	New York Jets	54,533
# Played in Toronto				

	BUF	OPP
TOTAL FIRST DOWNS	301	349
Rushing	103	136
Passing	176	182
Penalty	22	31
3rd Down: Made/Att	77/198	92/209
3rd Down Pct.	38.9	44.0
4th Down: Made/Att	5/8	6/12
4th Down Pct.	62.5	50.0

POSSESSION AVG.	30:04	29:56
-----------------	-------	-------

TOTAL NET YARDS	5486	5806
Avg. Per Game	342.9	362.9
Total Plays	983	1042
Avg. Per Play	5.6	5.6

NET YARDS RUSHING	2217	2333
Avg. Per Game	138.6	145.8
Total Rushes	442	470

NET YARDS PASSING	3269	3473
Avg. Per Game	204.3	217.1
Sacked/Yards Lost	30/161	36/196
Gross Yards	3430	3669
Att./Completions	511/309	536/306

Completion Pct.	60.5	57.1
Had Intercepted	17	12

PUNTS/AVERAGE	80/44.3
72/44.6	

NET PUNTING AVG.	80/37.1
72/36.2	

PENALTIES/YARDS	104/871	80/693
------------------------	---------	--------

FUMBLES/BALL LOST	23/17	26/9
--------------------------	-------	------

TOUCHDOWNS	40	53
Rushing	12	23
Passing	24	25
Returns	4	5

SCORE BY PERIOD	Q1	Q2	Q3	Q4	OT	PTS
BILLS	84	109	78	70	3	344
OPPONENTS	89	115	109	122	0	435

SCORING	TD	Ru	Pa	Rt	K-PAT	FG	S	PTS
Lindell	0	0	0	0	39/39	21/24	0	102
Spiller	8	6	2	0				0 48
Chandler	6	0	6	0				0 36
St. Johnson	6	0	6	0				0 36
F. Jackson	4	3	1	0				0 24
Jones	4	0	4	0				0 24
Bra. Smith	4	1	2	1				0 24
McKelvin	2	0	2	0				0 12
L. Smith	2	0	2	0				0 12
Choice	1	1	0	0				0 6
Fitzpatrick	1	1	0	0				0 6
Graham	1	0	1	0				0 6
B. Scott	1	0	0	1				0 6
Kelsay	0	0	0	0				1 2
Sheppard	0	0	0	0				1 2
BILLS	40	12	24	439	39	21/24	1	344
OPP	53	23	25	5	50/51	21/28	0	435

2-Pt Conversions: BILLS 0-1, OPP 2-2

SACKS: M. Williams 10.5, Darius 5.5, Ky. Williams 5, Moore 3, Barnett 2, Carrington 2, Sp. Johnson 2, Kelsay 2, Sheppard 2, Anderson 1, Merriman 1, BILLS: 36, OPP: 30

RUSHING	No.	Yds	Avg	Long	TD
Spiller	207	1244	6.0	62	6
F. Jackson	115	437	3.8	15	3
Fitzpatrick	48	197	4.1	20	1
Choice	47	193	4.1	22	1
Bra. Smith	14	116	8.3	35	1
J. White	8	34	4.3	9	0
Graham	1	5	5.0	5	0
Thigpen	1	-1	-1.0	-1	0
Dickerson	1	-8	-8.0	-8	0
BILLS	442	2217	5.0	62	12
OPP	470	2333	5.0	83†	23

RECEIVING	No.	Yds	Avg	Long	TD
St. Johnson	79	1046	13.2	63	6
Chandler	43	571	13.3	43	6
Spiller	43	459	10.7	66†	2
Jones	41	443	10.8	68†	4
F. Jackson	34	217	6.4	34	1
Graham	31	322	10.4	51	1
Bra. Smith	14	152	10.9	35†	2
Elliott	10	108	10.8	22	0
Dickerson	9	117	13.0	24	0
Martin	4	41	10.3	16	0
L. Smith	4	13	3.3	5	2
Choice	4	9	2.3	5	0
Nelson	2	31	15.5	21	0
McIntyre	1	9	9.0	9	0
BILLS	309	3430	11.1	68†	24
OPP	306	3669	12.0	53	25

INTERCEPTIONS	No.	Yds	Avg	Long	TD
Byrd	5	81	16.2	45	0
B. Scott	4	66	16.5	32	1
Gilmore	1	23	23.0	23	0
McKelvin	1	9	9.0	9	0
Rogers	1	-1	-1.0	-1	0
BILLS	12	178	14.8	45	1
OPP	17	256	15.1	57	2

PUNTING	No.	Yds	Avg	Net	TB	In	Lg	B
Powell	65	2860	44.0	38.1	2	23	62	0
Moorman	15	682	45.5	32.7	1	2	66	0
BILLS	80	3542	44.3	37.1	3	25	66	0
OPP	72	3210	44.6	36.2	8	27	66	0

PUNT RETURNS	Ref	FC	Yds	Avg	Long	TD
McKelvin	23	14	431	18.7	88†	2
Rogers	3	4	14	4.7	14	0
Byrd	0	3	0	---	0	0
BILLS	26	21	445	17.1	88†	2
OPP	35	14	517	14.8	75†	2

KICKOFF RETURNS	No.	Yds	Avg	Long	TD
McKelvin	18	510	28.3	59	0
Bra. Smith	18	496	27.6	89†	1
Easley	2	75	37.5	55	0
Rogers	2	55	27.5	28	0
Carrington	1	0	0.0	0	0
L. Smith	1	0	0.0	0	0
TEAM	42	1136	27.0	89†	1
OPP	51	1144	22.4	96†	1

FIELD GOALS 1-19 20-29 30-39 40-49 50+
 Lindell 1/1 3/3 10/11 6/7 1/2
 BILLS 1/1 3/3 10/11 6/7 1/2
 OPP 3/3 6/6 5/7 6/10 1/2
 Lindell:((1)(37G))((1)(31G))((25G))((31G, 42G))((37N, 22G, 38G, 39G))((41G))((32G, 34G, 42G, 19G))((33G, 31G)) ((29G, 50G)) ((35G, 40G))((41G))((42G))((50N, 46N))
 OPP: ((25G, 39G))((33G))((49N, 42N, 30G))((19G)) ((49G, 49G, 61G, 38B))((46B))((43G, 48G, 27G))((50N)) ((25G, 19G))((36G))((19G, 33G, 23G))((46B, 45G)) ((47G, 23G, 28G, 30B))

USUAL STARTERS

OFFENSE

WR	13	Stevie Johnson
LT	77	Cordy Glenn
LG	67	Andy Levitre
C	70	Erik Wood
RG	60	Kraig Urbik
RT	79	Erik Pears
TE	84	Scott Chandler
WR	19	Donald Jones
WR	11	T.J. Graham
RB	28	C.J. Spiller
QB	14	Ryan Fitzpatrick

DEFENSE

LE	94	Mario Williams
DT	99	Marcell Dareus
DT	95	Kyle Williams
RE	54	Kyle Moore
SLB	53	Nigel Bradham
MLB	55	Kelvin Sheppard
WLB	50	Nick Barnett
LCB	23	Aaron Williams
RCB	27	Stephen Gilmore
FS	31	Jairus Byrd
SS	37	George Wilson

PASSING	Att	Cmp	Yds	Cmp%	Yds/Att	TD	TD%	Int	Int%	Long	Sack/Lost	Rating
Fitzpatrick	505	306	3400	60.6	6.73	24	4.8	16	3.2	68†	30/161	83.3
Thigpen	5	3	30	60.0	6.00	0	0.0	0	0.0	12	0/0	77.1
Bra. Smith	1	0	0	0.0	0.00	0	0.0	1	100.0	---	0/0	0/0
TEAM	511	309	3430	60.5	6.71	24	4.7	17	3.3	68†	30/161	82.2
OPPONENTS	536	306	3669	57.1	6.85	25	4.7	12	2.2	53	36/196	84.4

2013 SEASON STATISTICS

6-10 | 4TH IN AFC EAST | HEAD COACH DOUG MARRONE



Date	W/L Score	Opponent	Attendance
09/08	L 21-23	New England	69,519
09/15	W 24-23	Carolina	67,819
09/22	L 20-27	at New York Jets	76,957
09/29	W 23-20	Baltimore	68,296
10/03	L 24-37	at Cleveland	71,239
10/13	L 24-27	OT Cincinnati	67,739
10/20	W 23-21	at Miami	60,592
10/27	L 17-35	at New Orleans	72,405
11/03	L 13-23	Kansas City	68,159
11/10	L 10-23	at Pittsburgh	60,406
11/17	W 37-14	New York Jets	68,036
12/01	# L 31-34	OT Atlanta	38,969
12/08	L 6-27	at Tampa Bay	59,194
12/15	W 27-20	at Jacksonville	60,085
12/22	W 19-0	Miami	54,305
12/29	L 20-34	at New England	68,756

Played in Toronto

TOTAL FIRST DOWNS		BUF	OPP
Rushing	301	308	
Passing	113	98	
Penalty	149	170	
3rd Down: Made/Att	83/244	91/245	
3rd Down Pct.	34.0	37.1	
4th Down: Made/Att	4/14	4/10	
4th Down Pct.	28.6	40.0	

POSSESSION AVG.	28:23	31:37
-----------------	-------	-------

TOTAL NET YARDS		5410	5334
Avg. Per Game	338.1	333.4	
Total Plays	1116	1089	
Avg. Per Play	4.8	4.9	

NET YARDS RUSHING		2307	2063
Avg. Per Game	144.2	128.9	
Total Rushes	546	471	

NET YARDS PASSING		3103	3271
Avg. Per Game	193.9	204.4	
Sacked/Yards Lost	48/270	57/395	
Gross Yards	3373	3666	
Att./Completions	522/299	561/310	
Completion Pct.	57.3	55.3	
Had Intercepted	15	23	

PUNTS/AVERAGE	96/43.0
	94/45.5

NET PUNTING AVG.	96/36.1
	94/41.0

PENALTIES/YARDS	110/952
	108/931

FUMBLES/BALL LOST	32/12	21/7
-------------------	-------	------

TOUCHDOWNS		34	42
Rushing	15	10	
Passing	16	28	
Returns	3	4	

SCORE BY PERIOD		Q1	Q2	Q3	Q4	OT	PTS
BILLS		73	103	75	88	0	339
OPPONENTS		64	133	82	103	6	388

SCORING		TD	R	Pa	Rt	K-PAT	FG	S	PTS
Carpenter	0	0	0	0	0	32/32	33/36	0	131
Jackson	10	9	1	0	0	0	0	0	60
Johnson	3	0	3	0	0	0	0	0	20
Woods	3	0	3	0	0	0	0	0	20
Goodwin	3	0	3	0	0	0	0	0	18
Chandler	2	0	2	0	0	0	0	0	12
Graham	2	0	2	0	0	0	0	0	12
Manuel	2	2	0	0	0	0	0	0	12
Searcy	2	0	0	2	0	0	0	0	12
Spiller	2	2	0	0	0	0	0	0	12
Summers	2	1	1	0	0	0	0	0	12
Gragg	1	0	1	0	0	0	0	0	6
Lewis	1	1	0	0	0	0	0	0	6
Robey	1	0	0	1	0	0	0	0	6
BILLS	34	15	16	3	32/32	33/36	0	339	
OPP	42	10	28	4	41/41	31/36	0	388	

SACKS: M. Williams 13, K. Williams 10.5, Hughes 10, Dareus 7.5, Lawson 4, Searcy 3.5, Robey 3, Alonso 2, Bryant 1, Byrd 1, Charles LG 1, Charles TM 1, Westerman TM 0.5
BILLS: 57
OPP: 48

RUSHING		No.	Yds	Avg	Long	TD
Spiller	202	933	4.6	77	2	
Jackson	206	890	4.3	59	9	
Manuel	53	186	3.5	19	2	
Choice TM	35	126	3.6	20	0	
Lewis	24	52	2.2	8	1	
Summers	12	46	3.8	16	1	
Tuel	3	17	5.7	14	0	
Woods	2	16	8.0	13	0	
Graham	4	14	3.5	14	0	
Goodwin	3	13	4.3	17	0	
Johnson	1	10	10.0	10	0	
Wingo	1	4	4.0	4	0	
BILLS	546	2307	4.2	77	15	
OPP	471	2063	4.4	80	10	

RECEIVING		No.	Yds	Avg	Long	TD
Chandler	53	655	12.4	33	2	
Johnson	52	597	11.5	45	3	
Jackson	47	387	8.2	37	1	
Woods	40	587	14.7	57	3	
Spiller	33	185	5.6	27	0	
Graham	23	361	15.7	47	2	
Goodwin	17	283	16.6	59	3	
Hogan	10	83	8.3	16	0	
Summers	7	79	11.3	34	1	
L. Smith	5	78	15.6	28	0	
Gragg	5	53	10.6	28	1	
Choice TM	4	10	2.5	5	0	
Easley	2	13	6.5	9	0	
Wingo	1	2	2.0	2	0	
BILLS	299	3373	11.3	59	16	
OPP	310	3666	11.8	74	28	

INTERCEPTIONS		No.	Yds	Avg	Long	TD
Byrd	4	85	21.3	57	0	
Leonhard	4	72	18.0	41	0	
A. Williams	4	43	10.8	34	0	
Alonso	4	38	9.5	32	0	
Gilmore	2	0	0.0	0	0	
Searcy	1	32	32.0	32	1	
Robey	1	19	19.0	19	1	

INTS (cont)		No.	Yds	Avg	Long	TD
Lawson	1	0	0.0	0	0	
McKelvin	1	0	0.0	0	0	
Rogers TM	1	0	0.0	0	0	
BILLS	23	289	12.6	57	2	
OPPONENTS	15	298	19.9	100	2	

PUNTING		No.	Yds	Avg	Net	TB	In	Lg	B
Moorman	61	2511	41.2	36.6	4	16	620	16	20
S. Powell	35	1613	46.1	35.2	10	6	106	60	0
BILLS	96	4124	43.0	36.1	9	26	660	0	0
OPP	94	4274	45.5	41.0	9	37	740	0	0

PUNT RETURNS		Ref	FC	Yds	Avg	Long	TD
McKelvin	32	13	180	5.6	21	0	
Leonhard	7	9	63	9.0	25	0	
BILLS	39	22	243	6.2	25	0	
OPPONENTS	45	22	477	10.6	79	1	

KICKOFF RETURNS		No.	Yds	Avg	Long	TD
Goodwin	16	351	21.9	28	0	
Easley	4	83	20.8	28	0	
Graham	1	19	19.0	19	0	
Woods	1	9	9.0	9	0	
Ross	1	7	7.0	7	0	
BILLS	23	469	20.4	28	0	
OPPONENTS	51	1144	22.4	46	1	

FIELD GOALS		1-19	20-29	30-39	40-49	50+
Carpenter	0/0	13/13	6/6	10/11	14/6	
BILLS	0/0	13/13	6/6	10/11	14/6	
OPPONENTS	0/0	7/7	14/16	18/10	2/3	
Carpenter	[(14)2N, 55G, 20G, 48G]					
	[37G, 23G, 43G, 26G] [27G, 27G, 22G] [52G] [51G]					
	[39G, 20G, 31G] [50N, 37G] [26G, 30G] [20G]					
	[40G, 42G, 43G] [29G] [40G, 46G] [42G, 54N, 40G]					
	[45G, 21G, 22G, 26G] [51G, 37G]					
OPP:	[48G, 33G, 35G] [27G, 25G, 39G] [47G, 34G]					
	[35G, 24G] [30G, 24G, 44G] [46G, 34N, 43G] [51N]					
	[47N, 38N] [27G, 41G, 39G] [36G, 37G, 23G]					
	[48N] [49G, 36G] [53G, 32G] [32G, 55G] [1]					
	[43G, 35G, 29G, 35G]					

USUAL STARTERS

OFFENSE

WR	13	Stevie Johnson
LT	77	Cordy Glenn
LG	59	Doug Legursky
C	70	Eric Wood
RG	60	Kraig Urbik
RT	79	Erik Pears
TE	84	Scott Chandler
QB	3	EJ Manuel
RB	28	C.J. Spiller
FB	38	Frank Summers
WR	11	T.J. Graham

DEFENSE

LDE	90	Alan Branch
DT	95	Kyle Williams
DT	99	Marcell Dareus
RDE	94	Mario Williams
SLB	91	Manny Lawson
MLB	50	Kiko Alonso
WLB	53	Arthur Moats
LCB	21	Leodis McKelvin
RCB	27	Stephon Gilmore
FS	31	Jairus Byrd
SS	23	Aaron Williams

PASSING	Att	Cmp	Yds	Cmp%	Yds/Att	TD	TD%	Int	Int%	Long	Sack/Lost	Rating
Manuel	306	180	1972	58.8	6.44	11	3.6	9	2.9	45	28/159	77.7
Lewis	157	93	1092	59.2	6.96	4	2.5	3	1.9	57	18/100	81.0
Tuel	59	26	309	44.1	5.24	1	1.7	3	5.1	59	2/11	45.1
BILLS	522	299	3373	57.3	6.46	16	3.1	15	2.9	59	48/270	75.0
OPPONENTS	561	310	3666	55.3	6.53	28	5.0	23	4.1	74	57/395	74.9

2014 SEASON STATISTICS



9-7 | 2ND IN AFC EAST | HEAD COACH DOUG MARRONE

Date	W/L	Score	Opponent	Attendance
09/07	W	23-20	at Chicago	62,425
09/14	W	29-10	Miami	69,594
09/21	L	10-22	San Diego	68,611
09/28	L	17-23	at Houston	71,756
10/05	W	17-14	at Detroit	62,775
10/12	L	22-37	New England	70,185
10/19	W	17-16	Minnesota	68,477
10/26	W	43-23	at New York Jets	78,160
11/09	L	13-17	Kansas City	68,119
11/13	L	9-22	at Miami	71,573
11/24*	W	38-3	New York Jets	56,044
11/30	W	26-10	Cleveland	68,576
12/07	L	17-24	at Denver	76,913
12/14	W	21-13	Green Bay	70,124
12/21	L	24-26	at Oakland	53,436
12/28	W	17-9	at New England	68,756

* - Game played in Detroit

	BUF	OPP
TOTAL FIRST DOWNS	273	302
Rushing	65	89
Passing	186	171
Penalty	22	42
3rd Down: Made/Att	84/229	73/220
3rd Down Pct.	36.7%	33.2%
4th Down: Made/Att	6/14	5/11
4th Down Pct.	42.9%	45.5%

POSSESSION AVG. 29:35 30:25

TOTAL NET YARDS 5096 4995

Avg. Per Game	318.5	312.2
Total Plays	1020	1027
Avg. Per Play	5.0	4.9

NET YARDS RUSHING 1482 1703

Avg. Per Game	92.6	106.4
Total Rushes	402	414

NET YARDS PASSING 3614 3292

Avg. Per Game	225.9	205.8
Sacked/Yards Lost	39/242	54/308
Gross Yards	3856	3600
Attempts/Completions	579/363	559/337
Completion Pct.	62.7%	60.3%
Had Intercepted	13	19

PUNTS/AVERAGE 86/42.9 88/43.6

NET PUNTING AVG. 38.7 37.3

PENALTIES/YARDS 124/1031 104/849

FUMBLES/BALL LOST 22/10 20/11

TOUCHDOWNS 34 28

Rushing	7	10
Passing	23	16
Returns	4	2

SCORE BY PERIOD

	Q1	Q2	Q3	Q4	OT	PTS
BILLS	65	88	80	107	3	343
OPPONENTS	49	90	75	75	0	289

SCORING TD Ru Pa Rt K-PAT FG S PTS

D.Carpenter	0	0	0	0	31/32	34/38	0	133
S.Watkins	6	0	6	0	0/0	0/0	0	36
R.Woods	5	0	5	0	0/0	0/0	1	32
C.Hogan	4	0	4	0	0/0	0/0	0	24
F.Jackson	3	2	1	0	0/0	0/0	1	20
S.Chandler	3	0	3	0	0/0	0/0	0	18
A.Dixon	2	2	0	0	0/0	0/0	0	12
C.Spiller	2	0	1	1	0/0	0/0	0	12
J.Hughes	1	0	1	0	0/0	0/0	0	6
L.Smith	1	0	1	0	0/0	0/0	0	6
E.Manuel	1	1	0	0	0/0	0/0	0	6
F.Summers	1	1	0	0	0/0	0/0	0	6
M.Williams	1	0	1	0	0/0	0/0	0	6
K.Orton	1	1	0	0	0/0	0/0	0	6
M.Lawson	1	0	0	1	0/0	0/0	0	6
C.Cragg	1	0	1	0	0/0	0/0	0	6
M.Thigpen	1	0	0	1	0/0	0/0	0	6
BILLS	34	7	23	4	31/32	34/38	2	343
OPP	28	10	16	2	27/27	30/37	0	289

2-Pt Conversions: **BILLS** 2-2, **OPP** 0-1

SACKS: M.Williams 1.4, J.Hughes 10.0, M.Dareus 10.0, K.Williams 5.5, S.Charles 3.0, N.Bradyham 2.5, J.Wynn 2.0, M.Robey 1.5, C.Bryant 1.5, T.Powell 1.0, N.Robey 1.0, B.Spikes 1.0, D.Searcy 0.5

BILLS: 54.0
OPP: 39.0

RUSHING No. Yds Avg Long TD

F.Jackson	141	525	3.7	38	2
A.Dixon	105	432	4.1	47	2
C.Spiller	78	300	3.8	53	0
B.Brown	36	126	3.5	14	0
E.Manuel	16	52	3.3	8	1
F.Summers	6	17	2.8	4	1
K.Orton	15	14	0.9	10	1
M.Goodwin	3	8	2.7	12	0
S.Watkins	2	8	4.0	5	0
BILLS	402	1482	3.7	53	7
OPP	414	1703	4.1	47	10

RECEIVING No. Yds Avg Long TD

F.Jackson	66	501	7.6	34	1
S.Watkins	65	982	15.1	84	6
R.Woods	65	699	10.8	37	5
S.Chandler	47	497	10.6	37	3
C.Hogan	41	426	10.4	31	4
C.Spiller	19	125	6.6	25	1
B.Brown	16	176	11.0	40	0
M.Williams	8	142	17.8	80	1
M.Gray	8	118	14.8	41	0
A.Dixon	8	49	6.1	10	0
C.Cragg	7	48	6.9	14	1
L.Smith	7	42	6.0	18	1
F.Summers	5	9	1.8	4	0
M.Goodwin	1	42	42.0	42	0
BILLS	363	3856	10.6	84	23
OPP	337	3600	10.7	56	16

INTERCEPTIONS No. Yds Avg Long TD

L.McKelvin	4	10	2.5	9	0
D.Searcy	3	70	23.3	32	0
S.Gilmore	3	61	20.3	27	0
C.Graham	2	75	37.5	45	0
B.Rambo	2	44	22.0	28	0
D.Williams	1	34	34.0	34	0

A.Williams	1	26	26.0	26	0
K.Williams	1	2	2.0	2	0
N.Bradyham	1	0	0.0	0	0
P.Brown	1	0	0.0	0	0
BILLS	19	322	16.9	45	0
OPP	13	172	13.2	80	2

PUNTING No. Yds Avg Net TB In Lg B

C.Schmidt	86	3692	42.9	38	76	31	670
BILLS	86	3692	42.9	38	76	31	670
OPP	88	3834	43.6	37	310	25	722

PUNT RETURNS Ret FC Yds Avg Long TD

L.McKelvin	21	8	183	8.7	24	0
M.Thigpen	12	5	155	12.9	75	1
F.Jackson	3	5	5	1.7	5	0
R.Woods	1	0	11	11.0	11	0
BILLS	37	18	354	9.6	75	1
OPP	38	20	246	6.5	41	0

KICKOFF RETURNS No. Yds Avg Long TD

C.Spiller	10	306	30.6	102	1
M.Thigpen	6	165	27.5	49	0
M.Goodwin	4	84	21.0	24	0
L.McKelvin	4	64	16.0	30	0
A.Dixon	4	52	13.0	15	0
B.Brown	3	75	25.0	32	0
M.Easley	1	13	13.0	13	0
F.Summers	1	11	11.0	11	0
BILLS	33	770	23.3	102	1
OPP	32	639	20.0	41	0

FIELD GOALS 1-19 20-29 30-39 40-49 50+

Carpenter	0/0	9/9	12/13	7/8	6/8
BILLS	0/0	9/9	12/13	7/8	6/8
OPP	1/1	3/3	11/13	9/12	6/8

USUAL STARTERS

OFFENSE

WR	10	Robert Woods
LT	77	Cordy Glenn
LG	60	Kraig Urbik
C	70	Eric Wood
RG	79	Erik Pears
RT	66	Seantrel Henderson
TE	85	Lee Smith
TE	84	Scott Chandler
QB	18	Kyle Orton
RB	22	Fred Jackson
WR	14	Sammy Watkins

DEFENSE

LDE	94	Mario Williams
DT	95	Kyle Williams
DT	99	Marcell Dareus
RDE	55	Jerry Hughes
MLB	52	Preston Brown
SLB	53	Nigel Bradham
LCB	21	Leodis McKelvin
RCB	24	Stephon Gilmore
FS	25	Da'Norris Searcy
SS	23	Aaron Williams
NB	37	Nickell Robey

PASSING

	Att	Cmp	Yds	Cmp%	Yds/Att	TD	TD%	Int	Int%	Long	Sack/Lost	Rating
K.Orton	447	287	3018	64.2%	6.8	18	4.0%	10	2.2%	84	33/198	87.8
E.Manuel	131	76	838	58.0%	6.4	5	3.8%	3	2.3%	80	6/44	80.2
F.Jackson	1	0	0	0.0%	0.0	0	0.0%	0	0.0%	0	0/0	39.6
BILLS	579	363	3856	62.7%	6.7	23	4.0%	13	2.2%	84	39/242	86.0
OPPONENTS	559	337	3600	60.3%	6.4	16	2.9%	19	3.4%	56	54/308	74.5

2015 SEASON STATISTICS

8-8 | 3RD IN AFC EAST | HEAD COACH REX RYAN



Date	W/L Score	Opponent	Attendance
09/13	W 27-14	Indianapolis	70,319
09/20	L 32-40	New England	70,858
09/27	W 41-14	at Miami	64,869
10/04	L 10-24	New York Giants	70,677
10/11	W 14-13	at Tennessee	65,670
10/18	L 21-34	Cincinnati	69,593
10/25	L 31-34	at Jacksonville	84,021
11/08	W 33-17	Miami	70,214
11/12	W 22-17	at New York Jets	78,160
11/23	L 13-20	at New England	66,829
11/29	L 22-30	at Kansas City	72,493
12/06	W 30-21	Houston	68,544
12/13	L 20-23	at Philadelphia	69,596
12/20	L 25-35	at Washington	80,124
12/27	W 16-6	Dallas	70,172
01/03	W 22-17	New York Jets	68,670

	BUF	OPP
TOTAL FIRST DOWNS	297	321
Rushing	122	87
Passing	155	197
Penalty	20	37
3rd Down: Made/Att	86/227	85/210
3rd Down Pct.	37.9%	40.5%
4th Down: Made/Att	7/16	3/13
4th Down Pct.	43.8%	23.1%

POSSESSION AVG.	31:18	28:42
------------------------	-------	-------

TOTAL NET YARDS	
Avg. Per Game	360.9
Total Plays	1016
Avg. Per Play	5.7

NET YARDS RUSHING	
Avg. Per Game	152.0
Total Rushes	509

NET YARDS PASSING	
Avg. Per Game	208.9
Sacked/Yards Lost	42/257
Gross Yards	3600
Attempts/Completions	465/295
Completion Pct.	63.4%
Had Intercepted	9

PUNTS/AVERAGE	82/46.3
	75/43.7

NET PUNTING AVG.	41.3	39.8
-------------------------	------	------

PENALTIES/YARDS	143/1249	113/906
------------------------	----------	---------

FUMBLES/BALL LOST	28/10	16/8
--------------------------	-------	------

TOUCHDOWNS	
Rushing	19
Passing	23
Returns	3

SCORE BY PERIOD	Q1	Q2	Q3	Q4	OT	Pts
BILLS	87	103	77	112	0	379
OPPONENTS	59	126	104	70	0	359

SCORING	TD	Ru	Pa	Rt	K-PAT	FG	S	PTS
Carpenter	0	0	0	0	34/40	23/27	0	103
Watkins	9	0	0	0	0/0	0/0	0	54
K.Williams	9	7	2	0	0/0	0/0	0	54
McCoy	5	3	2	0	0/0	0/0	0	32
Taylor	4	4	0	0	0/0	0/0	0	26
Clay	3	0	3	0	0/0	0/0	0	18
Gillislee	3	3	0	0	0/0	0/0	0	18
Hankerson	3	0	3	0	0/0	0/0	0	18
Woods	3	0	3	0	0/0	0/0	0	18
Hogan	2	0	2	0	0/0	0/0	0	12
P. Brown	1	0	0	1	0/0	0/0	0	6
Dixon	1	1	0	0	0/0	0/0	0	6
Easley	1	0	1	0	0/0	0/0	0	6
Graham	1	0	0	1	0/0	0/0	0	6
Harvin	1	0	1	0	0/0	0/0	0	6
Manuel	1	1	0	0	0/0	0/0	0	6
D.Williams	1	0	0	1	0/0	0/0	0	6

BILLS	45	19	233	34/40	23/27	1	379	
OPP	42	10	302	33/37	22/27	0	359	
2-Pt Conversions: BILLS 2-5, OPP 4-5								

SACKS: Hughes 5, M. Williams 5, Dareus 2, Bradham 1, Charles 1, Graham 1, Lawson 1, Rambo 1, Robey 1, Tarpley 1, Ky. Williams 1, D. Williams, 1
BILLS: 21.0
OPP: 42.0

RUSHING	No.	Yds	Avg	Long	TD
McCoy	203	895	4.4	48†	3
Taylor	104	568	5.5	31	4
Ka.Williams	93	517	5.6	41†	7
Gillislee	47	267	5.7	60†	3
Manuel	17	64	3.8	16	1
Dixon	21	44	2.1	6	1
Herron	11	37	3.4	8	0
Harvin	5	31	6.2	9	0
Hogan	4	4	4.0	4	0
C. Wood	2	3	1.5	3	0
Felton	1	2	2.0	2	0
S. Watkins	1	1	1.0	1	0
Schmidt	1	0	0.0	0	0
Woods	1	0	0.0	0	0
Thigpen	1	-1	-1.0	-1	0
BILLS	509	2432	4.8	60†	19
OPP	394	1730	4.4	58	10

RECEIVING	No.	Yds	Avg	Long	TD
S.Watkins	60	1047	17.5	63	9
Clay	51	528	10.4	40†	3
Hogan	36	450	12.5	46	2
McCoy	32	292	9.1	22	2
Hankerson	26	327	12.6	55	3
Harvin	19	218	11.5	51†	1
Gragg	12	150	12.5	29	0
Ka.Williams	11	96	8.7	26†	2
Dixon	6	44	7.3	14	0
Gillislee	6	29	4.8	14	0
Salas	3	41	13.7	20	0
Herron	3	20	6.7	9	0
Goodwin	2	24	12.0	14	0
Easley	1	58	58.0	58†	1
O'Leary	1	37	37.0	37	0
Felton	1	12	12.0	12	0
Taylor	1	4	4.0	4	0
Gray	1	2	2.0	2	0
Mulligan	1	2	2.0	2	0
C.Wood	1	-6	-6.0	-6	0
BILLS	295	3600	12.2	63	23
OPP	347	4097	11.8	77†	30

INTERCEPTIONS	No.	Yds	Avg	Long	TD
Gilmore	3	33	11.0	29	0
Graham	2	60	30.0	44†	1
Darby	2	48	24.0	27	0
P.Brown	2	46	23.0	43†	1
Tarpley	2	40	20.0	37	0
McKelvin	2	0	0.0	0	0
A.Williams	1	26	26.0	26	0
Easley	1	0	0.0	0	0
Lawson	1	0	0.0	0	0
Rambo	1	0	0.0	0	0
BILLS	17	253	14.9	44†	2
OPP	9	75	8.3	26†	1

PUNTING	No.	Yds	Avg	Net	TB	In	Lg	B
Schmidt	82	3797	46.3	41.33	22	650		
BILLS	82	3797	46.3	41.33	22	650		
OPP	75	3277	43.7	39.83	28	680		

PUNT RETURNS	Ret	FC	Yds	Avg	Long	TD
Thigpen	18	9	118	6.6	16	0
McKelvin	7	4	21	3.0	12	1
Moore	5	8	77	15.4	27	0
Powell	1	1	16	16.0	16	0
BILLS	31	22	232	7.5	27	0
OPPONENTS	40	20	353	8.8	28	0

KICKOFF RETURNS	No.	Yds	Avg	Long	TD
Thigpen	17	328	19.33	1	0
Harvin	5	108	21.62	0	0
Moore	5	70	14.02	0	0
Dixon	4	59	14.81	0	0
Herron	4	92	23.02	0	0
W.Powell	3	77	25.73	0	0
Goodwin	2	33	16.51	0	0
Felton	1	5	5.0	5	0
BILLS	41	772	18.83	0	0
OPPONENTS	40	688	17.24	0	0

FIELD GOALS	1-19	20-29	30-39	40-49	50+
Carpenter	0/0	5/5	8/9	7/8	3/5
BILLS	0/0	5/5	8/9	7/8	3/5
OPPONENTS	0/0	5/5	7/7	9/10	1/5

USUAL STARTERS		WR	10	Robert Woods
WR	10			
LT	77			Cordy Glenn
LG	64			Richie Incognito
C	70			Eric Wood
RG	76			John Miller
RT	66			Seantrel Henderson
TE	85			Charles Clay
FB	42			Jerome Felton
QB	5			Tyrod Taylor
RB	25			LeSean McCoy
WR	14			Sammy Watkins

DEFENSE		LDE	94	Mario Williams
LDE	94			
DT	97			Corbin Bryant
DT	99			Marcell Dareus
RDE	55			Jerry Hughes
MLB	52			Preston Brown
SLB	91			Manny Lawson
WLB	53			Nigel Bradham
LCB	28			Ronald Darby
RCB	24			Stephon Gilmore
DS	20			Corey Graham
DS	30			Bacarri Rambo

PASSING	Att	Cmp	Yds	Cmp%	Yds/Att	TD	TD%	Int	Int%	Long	Sack/Lost	Rating
Taylor	380	242	3035	63.7%	8.0	20	5.3%	6	1.6%	63	36/212	99.4
Manuel	84	52	561	61.9%	6.7	3	3.6%	3	3.6%	58†	6/45	78.5
Hogan	1	1	4	100.0%	4.0	0	0.0%	0	0.0%	4	0/0	83.3
BILLS	465	295	3600	63.4%	7.7	23	4.9%	9	1.9%	63	42/257	95.6
OPPONENTS	602	347	4097	57.6%	6.8	30	5.0%	17	2.8%	77†	21/125	83.3

2016 SEASON STATISTICS

7-9 | 3RD IN AFC EAST | HEAD COACH REX RYAN & ANTHONY LYNN



Date	W/L Score	Opponent	Attendance
9/11	L 7-13	at Baltimore	71,104
9/15	L 31-37	New York Jets	70,256
9/25	W 33-18	Arizona	68,647
10/2	W 16-0	at New England	66,829
10/9	W 30-19	at Los Angeles	83,679
10/16	W 45-16	San Francisco	70,003
10/23	L 25-28	at Miami	65,658
10/30	L 25-41	New England	70,442
11/7	L 25-31	at Seattle	69,084
11/20	W 16-12	at Cincinnati	61,356
11/27	W 28-21	Jacksonville	67,849
12/4	L 24-38	at Oakland	54,759
12/11	L 20-27	Pittsburgh	69,657
12/18	W 33-13	Cleveland	66,529
12/24	L 31-34	OT Miami	64,690
1/1	L 10-30	at New York Jets	78,160

TOTAL FIRST DOWNS

Rushing	328	338
Passing	146	122
Penalty	155	183
	27	33
3rd Down: Made/Att	86/210	82/205
3rd Down Pct.	41.0	40.0
4th Down: Made/Att	8/15	4/14
4th Down Pct.	53.3	28.6

POSSESSION AVG.

29:22 30:38

TOTAL NET YARDS

Avg. Per Game	5666	5712
Total Plays	354.1	357.0
Avg. Per Play	1012	1018
	5.6	5.6

NET YARDS RUSHING

Avg. Per Game	2630	2130
Total Rushes	164.4	133.1
	492	468

NET YARDS PASSING

Avg. Per Game	3036	3582
Sacked/Yards Lost	189.8	223.9
Gross Yards	46/214	39/253
Attempts/Completions	3250	3835
Completion Pct.	47.4/286	51.1/306
Had Intercepted	60.3	59.9
	7	12

PUNTS/AVERAGE

75/42.4

NET PUNTING AVG.

75/38.1 70/36.7

PENALTIES/YARDS

112/960 106/884

FUMBLES/BALL LOST

15/5 23/6

TOUCHDOWNS

Rushing	49	41
Passing	29	21
Returns	17	19
	3	1

SCORE BY PERIOD

	Q1	Q2	Q3	Q4	OT	PTS
BILLS	78	99	110	112	0	399
OPPONENTS	72	118	100	85	3	378

SCORING

TD	R	Pa	Rt	K-PAT	FG	S	PTS	
D.Carpenter	0	0	0	0	0/0	45/19	25/0	97
McCoy	14	13	1	0	0/0	0/0	0/0	86
Gillislee	9	8	1	0	0/0	0/0	0/0	54
Taylor	6	6	0	0	0/0	0/0	0/0	38
Clay	4	0	4	0	0/0	0/0	0/0	24
Hunter	4	0	4	0	0/0	0/0	0/0	24
Goodwin	3	0	3	0	0/0	0/0	0/0	18
Robey-Coleman	2	0	0	2	0/0	0/0	0/0	12
Watkins	2	0	2	0	0/0	0/0	0/0	12
Bush	1	1	0	0	0/0	0/0	0/0	8
Salas	1	0	1	0	0/0	0/0	0/0	6
A. Williams	1	0	0	1	0/0	0/0	0/0	6
J. Williams	1	0	0	0	0/0	0/0	0/0	6
Woods	1	0	1	0	0/0	0/0	0/0	6
O'Leary	0	0	0	0	0/0	0/0	0/0	2
BILLS	49	29	17	3	40/45	19/25	0/399	
OPP	41	21	19	1	36/38	30/32	1/378	

SACKS: Alexander 12.5, Hughes 6, K. Williams 5, Z. Brown 4, Dareus 3.5, A. Washington 2.5, Lawson 2, Douzable 1.5, P. Brown 1, Graham 1
BILLS: 39.0
OPP: 46.0

RUSHING

No.	Yds	Avg	Long	TD	
McCoy	234	1267	5.4	75†	13
Taylor	95	580	6.1	49	6
Gillislee	101	577	5.7	44†	8
J. Williams	27	94	3.5	20	1
Tate	3	48	16.0	30	0
Manuel	8	22	2.8	8	0
Schmidt	1	16	16.0	16	0
Felton	8	13	1.6	6	0
Harvin	1	11	11.0	11	0
Woods	1	6	6.0	6	0
Jones	1	-1	-1.0	-1	0
Bush	12	-3	-3	5	1
BILLS	492	2630	5.3	75†	29
OPP	468	2130	4.6	57	21

RECEIVING

No.	Yds	Avg	Long	TD	
Clay	57	552	9.7	40†	4
Woods	51	613	12.0	34	1
McCoy	50	356	7.1	41	1
Goodwin	29	431	14.9	84†	3
Watkins	28	430	15.4	62	2
W. Powell	14	142	10.1	35	0
Hunter	10	189	18.9	64	4
O'Leary	9	114	12.7	28	0
Gillislee	9	50	5.6	18†	1
Tate	8	117	14.6	34	0
Bush	7	90	12.9	25	0
Felton	6	57	9.5	22	0
Salas	4	89	22.3	71†	1
Harvin	2	6	3.0	5	0
Christian	1	14	14.0	14	0
J. Williams	1	0	0.0	0	0
BILLS	286	3250	11.4	84†	17
OPP	306	3835	12.5	66†	19

INTERCEPTIONS

No.	Yds	Avg	Long	TD	
Gilmore	5	135	27.0	49	0
Robey-Coleman	2	44	22.0	41†	1
White	2	0	0.0	0	0
Alexander	1	28	28.0	28	0
Z. Brown	1	0	0.0	0	0
Graham	1	0	0.0	0	0
BILLS	12	207	17.3	49	1
OPP	7	87	12.4	51	0

PUNTING

No.	Yds	Avg	Net	TB	In	Lg	B
Schmidt	75	3183	42.4	38.13		20	580
BILLS	75	3183	42.4	38.13		20	580
OPP	70	3024	43.2	36.77		19	620

PUNT RETURNS

Ret	FC	Yds	Avg	Long	TD	
Tate	26	14	301	11.6	43	0
Bush	2	2	13	6.5	13	0
W. Powell	0	1	0	---	---	0
BILLS	28	17	314	11.2	43	0
OPP	39	8	262	6.7	22	0

KICKOFF RETURNS

No.	Yds	Avg	Long	TD	
Tate	29	662	22.8	45	0
Bush	5	103	20.6	35	0
Felton	2	18	9.0	11	0
O'Leary	2	27	13.5	14	0
Gillislee	1	19	19.0	19	0
BILLS	39	829	21.3	45	0
OPP	46	999	21.7	73	0

FIELD GOALS

1-19	20-29	30-39	40-49	50+	
Carpenter	1/1	8/8	5/5	4/9	1/2
BILLS	1/1	8/8	5/5	4/9	1/2
OPP	0/0	5/5	13/13	7/9	5/5

USUAL STARTERS

OFFENSE	DEFENSE
WR 10	Robert Woods
LT 77	Cordy Glenn
LG 64	Richie Incognito
C 70	Eric Wood
RG 76	John Miller
RT 79	Jordan Mills
TE 85	Charles Clay
QB 5	Tyrod Taylor
RB 25	LeSean McCoy
FB 42	Jerome Felton
WR 14	Sammy Watkins

PASSING	Att	Cmp	Yds	Cmp%	Yds/Att	TD	TD%	Int	Int%	Long	Sack/Lost	Rating
Taylor	436	269	3023	61.7	6.93	17	3.9	6	1.4	84†	42/192	89.7
Manuel	26	11	131	42.3	5.04	0	0.0	0	0.0	35	3/20	58.3
Jones	11	16	96	54.5	8.73	0	0.0	1	9.1	64	1/2	46.0
J. Williams	1	0	0	0.0	0.0	0	0.0	0	0.0	0	0/0	39.6
BILLS	474	286	3250	60.3	6.86	17	3.6	7	1.5	84†	46/214	86.7
OPPONENTS	511	306	3835	59.9	7.50	19	3.7	12	2.3	66†	39/253	85.9

2017 SEASON STATISTICS

9-7 | 2ND IN AFC EAST | HEAD COACH SEAN MCDERMOTT



Date	W/L Score	Opponent	Attendance
9/10	W 21-12	New York Jets	68,751
9/17	L 3-9	at Carolina	74,122
9/24	W 26-16	Denver	68,865
10/1	W 23-17	at Atlanta	71,273
10/8	L 16-20	at Cincinnati	52,367
10/22	W 30-27	Tampa Bay	68,561
10/29	W 34-14	Oakland	69,599
11/2	L 21-34	at New York Jets	77,562
11/12	L 10-47	New Orleans	67,501
11/19	L 24-54	at L.A. Chargers	25,015
11/26	W 16-10	at Kansas City	74,929
12/3	L 3-23	New England	68,499
12/10	W 13-7	Indianapolis	60,222
12/17	W 24-16	Miami	62,202
12/24	L 16-37	at New England	65,878
12/31	W 22-16	at Miami	65,571

AFC WILD CARD PLAYOFF
1/7 L 3-10 at Jacksonville 69,442

TOTAL FIRST DOWNS	BUF	OPP
Rushing	278	348
Passing	105	121
Penalty	149	199
3rd Down: Made/Att	24	28
3rd Down Pct.	101/241	82/214
4th Down: Made/Att	41.9	38.3
4th Down Pct.	2/15	11/20
	13.3	55.0

POSSESSION AVG. 28:06 31:54

TOTAL NET YARDS	4842	5682
Avg. Per Game	302.6	355.1
Total Plays	1010	1066
Avg. Per Play	4.8	5.3

NET YARDS RUSHING	2017	1994
Avg. Per Game	126.1	124.6
Total Rushes	487	466

NET YARDS PASSING	2825	3688
Avg. Per Game	176.6	230.5
Sacked/Yards Lost	47/261	27/156
Gross Yards	3086	3844
Attempts/Completions	476/289	573/370
Completion Pct.	60.7	64.6
Had Intercepted	10	18

PUNTS/AVERAGE 79/44.7 62/43.1

NET PUNTING AVG. 79/40.5 62/38.0

PENALTIES/YARDS 98/872 97/873

FUMBLES/BALL LOST 17/6 25/7

TOUCHDOWNS	31	38
Rushing	12	22
Passing	16	14
Returns	3	2

SCORE BY PERIOD	Q1	Q2	Q3	Q4	OT	PTS
BILLS	40	105	58	93	6	302
OPPONENTS	56	97	94	112	0	359

SCORING	TD	Ru	Pa	Rt	K-PAT	FG	S	PTS
Hauschka	0	0	0	0	29/29	29/33	116	
McCoy	8	6	2	0	0/0	0/0	48	
Taylor	4	4	0	0	0/0	0/0	24	
Holmes	3	0	3	0	0/0	0/0	18	
C. Clay	2	0	2	0	0/0	0/0	12	
Z. Jones	2	0	2	0	0/0	0/0	12	
Z. Jones	2	0	2	0	0/0	0/0	12	
Benjamin	1	0	1	0	0/0	0/0	6	
Matthews	1	0	1	0	0/0	0/0	6	
Milano	0	0	0	1	0/0	0/0	6	
Poyer	1	0	0	1	0/0	0/0	6	
Tate	1	0	1	0	0/0	0/0	6	
L. Thomas	1	0	1	0	0/0	0/0	6	
Thompson	1	0	1	0	0/0	0/0	6	
Tolbert	1	1	0	0	0/0	0/0	6	
White	1	0	0	1	0/0	0/0	6	
K. Williams	1	0	0	0	0/0	0/0	6	
BILLS	31	12	16	3	29/28	29/33	0 302	
OPP	38	22	14	2	35/36	32/35	0 359	

2-Pt Conversions: **BILLS** 0-1, **OPP** 0-2

SACKS: Hughes 4, Lawson 4, Alexander 3, Davis 3, Williams 3, Poyer 2, Thornton 2, Capri 1, Dareus 1, Humber 1, Washington 1, Yarbrough 1, (group) 1
BILLS: 27.0
OPP: 47.0

RUSHING	No.	Yds	Avg	Long	TD
McCoy	287	1138	4.0	48†	6
Taylor	84	427	5.1	32	4
Tolbert	66	247	3.7	25	1
Cadet	22	93	4.2	12	1
Webb	8	54	6.8	22	0
Murphy	7	41	5.9	25	0
Peterman	7	23	3.3	9	0
K. Williams	1	1	1.0	1†	1
K. Clay	1	0	0.0	0	0
DiMarco	2	-2	-1.0	0	0
Thompson	2	-5	-2.5	0	0
BILLS	487	2017	4.1	48†	12
OPP	466	1994	4.3	51	22

RECEIVING	No.	Yds	Avg	Long	TD
McCoy	59	448	7.6	39	4
C. Clay	49	558	11.4	44	1
Z. Jones	27	316	11.7	33	2
Thompson	27	430	15.9	46	3
Matthews	25	282	11.3	47	0
O'Leary	22	322	14.6	32	4
Benjamin	16	217	13.6	35	1
Tolbert	14	78	5.6	12	1
Cadet	13	93	7.2	16	0
Holmes	13	120	9.2	36	0
L. Thomas	7	67	9.6	22†	0
DiMarco	7	28	4.0	9	0
Tate	6	81	13.5	24	1
Murphy	2	7	3.5	5	1
K. Clay	1	28	28.0	28	0
T. Jones	1	11	11.0	11	0
BILLS	289	3086	10.7	47	16
OPP	306	3844	10.4	77†	14

INTERCEPTIONS	No.	Yds	Avg	Long	TD
Hyde	5	64	12.8	37	0
Poyer	5	33	6.6	19†	1
White	4	86	21.5	63	0
Wright	1	54	54.0	54	0
Elston	1	22	22.0	22	0
Milano	1	15	15.0	15	0
Gaines	1	1	1.0	1	0
BILLS	18	275	15.3	63	1
OPP	10	190	19.0	59†	1

PUNTING	No.	Yds	Avg	Net	TB	In	Lg	B
Schmidt	79	3529	44.7	40.5	6	28	60	0
BILLS	79	3529	44.7	40.5	6	28	60	0
OPP	62	2670	43.1	38.0	5	22	58	0

PUNT RETURNS	Ret	FC	Yds	Avg	Long	TD
Tate	20	6	193	9.7	40	0
K. Clay	2	1	2	1.0	2	0
Hyde	2	6	18	9.0	12	0
BILLS	24	13	213	8.9	40	0
OPP	38	16	210	5.5	26	0

KICKOFF RETURNS	No.	Yds	Avg	Long	TD
Tate	28	548	19.6	29	0
T. Jones	2	50	20.6	27	0
DiMarco	1	24	24.0	24	0
Murphy	1	18	18.0	18	0
BILLS	32	640	20.0	29	0
OPP	31	681	22.0	61	0

FIELD GOALS	1-19	20-29	30-39	40-49	50+
Hauschka	0/0	6/6	9/9	7/9	7/9
BILLS	0/0	6/6	9/9	7/9	7/9
OPP	0/0	12/12	11/12	5/7	4/4

USUAL STARTERS

OFFENSE		
WR	11	Zay Jones
LT	73	Dion Dawkins
LG	64	Richie Incognito
C	70	Eric Wood
RG	62	Vladimir Ducasse
RT	79	Jordan Mills
TE	85	Charles Clay
QB	5	Tyrod Taylor
RB	25	LeSean McCoy
FB	42	Pat DiMarco
WR	10	Deonte Thompson

DEFENSE		
DE	55	Jerry Hughes
DT	95	Kyle Williams
DT	92	Adolphus Washington
DE	90	Shaq Lawson
MLB	52	Preston Brown
LB	57	Lorenzo Alexander
LB	50	Ramon Humber
LCB	27	Tre'Davious White
RCB	24	E.J. Gaines
FS	21	Jordan Poyer
SS	23	Micah Hyde

PASSING	Att	Cmp	Yds	Cmp%	Yds/Att	TD	TD%	Int	Int%	Long	Sack/Lost	Rating
Taylor	420	269	2799	62.6	6.66	14	3.3	4	1.0	47	46/256	89.2
Peterman	49	24	252	49.0	5.14	2	4.1	5	10.2	21	1/5	38.4
Webb	7	2	35	28.6	5.00	0	0.0	1	14.3	34	0/0	8.3
TEAM	476	289	3086	60.7	6.48	16	3.4	10	2.1	47	47/261	82.1
OPPONENTS	573	370	3844	64.6	6.71	14	2.4	18	3.1	77†	27/156	78.9

2018 SEASON STATISTICS

6-10 | 3RD IN AFC EAST | HEAD COACH SEAN MCDERMOTT



Date	W/L Score	Opponent	Attendance
9/9	L 3-47	at Baltimore	70,591
9/16	L 20-31	L.A. Chargers	69,187
9/23	W 27-6	at Minnesota	66,800
9/30	L 0-22	at Green Bay	78,312
10/7	W 13-12	Tennessee	68,202
10/14	L 13-20	at Houston	71,638
10/21	L 5-37	at Indianapolis	56,848
10/29	L 6-25	New England	70,109
11/4	L 9-41	Chicago	68,749
11/11	W 41-10	at New York Jets	77,982
11/25	W 24-21	Jacksonville	57,799
12/2	L 17-21	at Miami	65,155
12/9	L 23-27	New York Jets	59,119
12/16	W 14-13	Detroit	59,110
12/23	L 12-24	at New England	65,878
12/30	W 42-17	Miami	65,420

TOTAL FIRST DOWNS	BUF	OPP
Rushing	283	293
Passing	108	111
Penalty	137	157
3rd Down: Made/Att	38	25
	68/215	74/203
3rd Down Pct.	31.6	36.5
4th Down: Made/Att	7/18	6/11
4th Down Pct.	38.9	54.5

POSSESSION AVG.	BUF	OPP
	30:29	29:31

TOTAL NET YARDS	BUF	OPP
Avg. Per Game	4778	4706
Total Plays	298.6	294.1
Avg. Per Play	1008	968
	4.7	4.9

NET YARDS RUSHING	BUF	OPP
Avg. Per Game	1984	1839
Total Rushes	124.0	114.9
	468	440

NET YARDS PASSING	BUF	OPP
Avg. Per Game	2794	2867
Sacked/Yards Lost	174.6	179.2
Gross Yards	41/288	36/217
Attempts/Completions	3082	3084
Completion Pct.	499/271	492/313
Had Intercepted	54.3	63.6
	23	16

PUNTS/AVERAGE	BUF	OPP
	82/42.8	80/44.4

NET PUNTING AVG.	BUF	OPP
	82/37.5	80/40.9

PENALTIES/YARDS	BUF	OPP
	116/992	99/976

FUMBLES/BALL LOST	BUF	OPP
	23/9	30/11

TOUCHDOWNS	BUF	OPP
Rushing	29	44
Passing	15	17
Returns	13	22
	1	5

SCORE BY PERIOD	Q1	Q2	Q3	Q4	OT	PTS
BILLS	80	52	63	74	0	269
OPPONENTS	64	168	40	102	0	374

SCORING	TD	Ru	Pa	Rt	K-PAT	FG	S	PTS
Hauschka	0	0	0	0	25/26	22/28	-	91
Allen	8	8	0	0	0/0	0/0	0	48
Z. Jones	7	0	7	0	0/0	0/0	1	24
McCoy	3	3	0	0	0/0	0/0	0	18
Foster	3	0	3	0	0/0	0/0	0	18
McKenzie	2	2	0	0	0/0	0/0	0	12
Croom	2	0	1	1	0/0	0/0	0	12
Dawkins	1	0	1	0	0/0	0/0	0	6
Peterman	1	1	0	0	0/0	0/0	0	6
Ivory	1	1	0	0	0/0	0/0	0	6
Benjamin	1	0	1	0	0/0	0/0	0	6
BILLS	29	15	13	1	25/26	22/28	1	269
OPP	44	17	22	5	36/39	24/27	1	374

2-Pt Conversions: **BILLS** 1-3, **OPP** 1-5

SACKS: Hughes 7, Alexander 6.5, Williams 5, Lawson 4, T.Murphy 4, Poyer 2, Edmunds 2, Bush 1.5, Neal 1, Stanford 1, Milano 1, T.Johnson 1

BILLS: 36.0

OPP: 41.0

RUSHING	No.	Yds	Avg	Long	TD
Allen	89	631	7.1	45	8
McCoy	161	514	3.2	28	3
Ivory	115	385	3.3	21	1
M.Murphy	52	250	4.8	30	0
Ford	21	79	3.8	11	0
McKenzie	10	66	6.6	15	2
Peterman	10	50	5.0	24	1
DiMarco	1	9	9.0	9	0
McCloud	2	4	2.0	7	0
Z. Jones	1	0	0.0	0	0
Bojorquez	1	0	0.0	0	0
Anderson	1	-1	-1.0	-1	0
Pryor	1	-1	-1.0	-1	0
Barkley	3	-2	-0.7	0	0
BILLS	468	1984	4.2	45	15
OPP	440	1839	4.2	43	17

RECEIVING	No.	Yds	Avg	Long	TD
Z. Jones	56	652	11.6	57	7
McCoy	34	238	7.0	24	0
Foster	27	541	20.0	75	3
Benjamin	23	354	15.4	40	1
Croom	22	259	11.8	26	1
Clay	21	184	8.8	21	0
McKenzie	18	179	9.9	23	0
Ivory	13	205	15.8	55	1
Holmes	12	157	13.1	24	0
L. Thomas	12	77	6.4	24	0
M. Murphy	11	26	2.4	8	0
McCloud	5	36	7.2	16	0
DiMarco	3	62	20.7	38	1
D. Thompson	3	37	12.3	14	1
Ford	3	21	7.0	8	0
Pryor	2	17	8.5	11	0
Kerley	2	7	3.5	4	0
Williams	1	9	9.0	9	0
C. Phillips	1	9	9.0	9	0
Dawkins	1	7	7.0	7	0
Lee	1	5	5.0	5	0
Hauschka	0	0	0	0	0
T. Jones	0	0	0	0	0
Allen	0	0	0	0	0
BILLS	271	3082	11.4	75	13
OPP	313	3084	9.9	43	22

INTERCEPTIONS	No.	Yds	Avg	Long	TD
Poyer	4	11	2.8	11	0
Milano	5	41	13.7	29	0
White	2	37	18.5	37	0
Edmunds	2	19	9.5	17	0
Hyde	2	16	8.0	16	0
Alexander	2	9	4.5	8	0
T. Johnson	1	0	0.0	0	0
BILLS	16	133	8.3	37	0
OPP	23	347	15.1	84	4

PUNTING	No.	Yds	Avg	Net	TB	In	Lg	B
Bojorquez	45	2028	45.1	39.4	4	22	60	1
Darr	20	809	40.5	36.3	1	5	55	0
Schmidt	16	676	42.3	33.8	2	4	55	0
BILLS	82	3513	42.8	37.5	7	31	60	1
OPP	80	3555	44.4	40.9	4	31	70	0

PUNT RETURNS	Ret	FC	Yds	Avg	Long	TD
McKenzie	14	3	87	6.2	21	0
Hyde	9	10	75	8.3	31	0
McCloud	4	2	20	5.0	13	0
M. Murphy	2	2	15	7.5	9	0
Kerley	2	0	10	5.0	6	0
BILLS	31	17	207	6.7	31	0
OPP	34	18	297	8.7	51	0

KICKOFF RETURNS	No.	Yds	Avg	Long	TD
M. Murphy	13	324	24.9	49	0
McKenzie	12	237	19.8	33	0
Bolden	5	116	23.2	28	0
T. Jones	5	89	17.8	27	0
Thomas	1	23	23.0	23	0
McCloud	1	18	18.0	18	0
C. Thompson	1	0	0.0	0	0
BILLS	38	807	21.2	49	0
OPP	34	754	22.2	86	0

FIELD GOALS	1-19	20-29	30-39	40-49	50+
Hauschka	0/0	3/3	8/8	7/10	4/7
BILLS	0/0	3/3	8/8	7/10	4/7
OPP	0/0	9/9	6/6	4/6	5/6

USUAL STARTERS		
OFFENSE		
WR	11	Zay Jones
LT	73	Dion Dawkins
LG	62	Vladimir Ducasse
C	66	Russell Bodine
RG	76	John Miller
RT	79	Jordan Mills
TE	85	Charles Clay
QB	17	Josh Allen
RB	25	LeSean McCoy
FB	42	Pat DiMarco
WR	13	Kelvin Benjamin

DEFENSE		
DE	55	Jerry Hughes
DT	95	Kyle Williams
DT	98	Star Lotulelei
DE	93	Trent Murphy
MLB	49	Tremaine Edmunds
LB	58	Matt Milano
LB	57	Lorenzo Alexander
LCB	27	Tre'Davious White
RCB	47	Levi Wallace
FS	21	Jordan Poyer
SS	23	Micah Hyde

PASSING	Att	Cmp	Yds	Cmp%	Yds/Att	TD	TD%	Int	Int%	Long	Sack/Lost	Rating
Allen	320	169	2074	52.8	6.5	10	3.1	12	3.8	75	28/213	67.9
Anderson	70	42	465	60.0	6.6	0	0.0	4	5.7	40	5/ 33	56.0
Peterman	81	44	296	54.3	3.7	1	1.2	7	8.6	26	7/ 34	30.7
Barkley	25	15	232	60.0	9.3	2	8.0	0	0.0	47	1/ 8	117.4
L. Thomas	1	1	15	100.0	15.0	0	0.0	0	0.0	15	0/ 0	118.8
Bojorquez	1	0	0	0.0	0.0	0	0.0	0	0.0	0	0/ 0	39.6
Z. Jones	1	0	0	0.0	0.0	0	0.0	0	0.0	0	0/ 0	39.6
TEAM	476	289	3086	60.7	6.48	16	3.4	10	2.1	47	47/ 261	82.1

BILLS HOME/AWAY RECORD



HOME RECORD					ROAD RECORD				
Year	W	L	T	Pct.	Year	W	L	T	Pct.
1960	3	4	0	.429	1960	2	4	1	.357
1961	2	5	0	.286	1961	4	3	0	.571
1962	3	3	1	.500	1962	4	3	0	.571
1963	4	2	1	.643	1963	3	4	0	.429
1964	6	1	0	.857	1964	6	1	0	.857
1965	5	2	0	.714	1965	5	1	1	.786
1966	4	2	1	.643	1966	5	2	0	.714
1967	2	5	0	.286	1967	2	5	0	.286
1968	1	6	0	.143	1968	0	6	1	.071
1969	4	3	0	.571	1969	0	7	0	.000
1970	1	6	0	.143	1970	2	4	1	.357
1971	1	6	0	.143	1971	0	7	0	.000
1972	2	4	1	.357	1972	2	5	0	.286
1973	5	2	0	.714	1973	4	3	0	.571
1974	5	2	0	.714	1974	4	3	0	.571
1975	3	4	0	.429	1975	5	2	0	.714
1976	1	6	0	.143	1976	1	6	0	.143
1977	1	6	0	.143	1977	2	5	0	.286
1978	4	4	0	.500	1978	1	7	0	.125
1979	3	5	0	.375	1979	4	4	0	.500
1980	6	2	0	.750	1980	5	3	0	.625
1981	7	1	0	.875	1981	3	5	0	.375
1982	4	1	0	.800	1982	0	4	0	.000
1983	3	5	0	.375	1983	5	3	0	.625
1984	2	6	0	.250	1984	0	8	0	.000
1985	2	6	0	.250	1985	0	8	0	.000
1986	3	5	0	.375	1986	1	7	0	.125
1987	4	4	0	.500	1987	3	4	0	.429
1988	8	0	0	1.000	1988	4	4	0	.500
1989	6	2	0	.750	1989	3	5	0	.375
1990	8	0	0	1.000	1990	5	3	0	.625
1991	7	1	0	.875	1991	6	2	0	.750
1992	6	2	0	.750	1992	5	3	0	.625
1993	6	2	0	.750	1993	6	2	0	.750
1994	4	4	0	.500	1994	3	5	0	.375
1995	6	2	0	.750	1995	4	4	0	.500
1996	7	1	0	.875	1996	3	5	0	.375
1997	4	4	0	.500	1997	2	6	0	.250
1998	6	2	0	.750	1998	4	4	0	.500
1999	6	2	0	.750	1999	5	3	0	.625
2000	5	3	0	.625	2000	3	5	0	.375
2001	1	7	0	.125	2001	2	6	0	.250
2002	5	3	0	.625	2002	3	5	0	.375
2003	4	4	0	.500	2003	2	6	0	.250
2004	5	3	0	.625	2004	4	4	0	.500
2005	4	4	0	.500	2005	1	7	0	.125
2006	4	4	0	.500	2006	3	5	0	.375
2007	4	4	0	.500	2007	3	5	0	.375
2008	3	5	0	.375	2008	4	4	0	.500
2009	3	5	0	.375	2009	3	5	0	.375
2010	2	6	0	.250	2010	2	6	0	.250
2011	5	3	0	.625	2011	1	7	0	.125
2012	4	4	0	.500	2012	2	6	0	.250
2013	4	4	0	.500	2013	2	6	0	.250
2014	5	3	0	.625	2014	4	4	0	.500
2015	5	3	0	.625	2015	3	5	0	.375
2016	4	4	0	.500	2016	3	5	0	.375
2017	6	2	0	.750	2017	3	5	0	.375
2018	4	4	0	.500	2018	2	6	0	.250
Totals	236	203	4	.537	Totals	173	272	4	.390

BILLS OFFENSE YEAR-BY-YEAR



YEAR	PLAYS	1ST DOWNS	RSH. YDS	PASS YDS	NET YARDS	POINTS
1960	909	211	1,211	2,689	3,900	296
1961	940	243	1,606	2,344	3,950	294
1962	875	238	2,480	1,984	4,464	309
1963	945	272	1,838	3,080	4,918	304
1964	924	255	2,040	3,166	5,206	400
1965	882	206	1,288	2,461	3,749	313
1966	944	255	1,892	2,856	4,748	358
1967	850	203	1,271	2,317	3,588	237
1968	844	159	1,527	1,343	2,870	199
1969	868	224	1,522	2,345	3,867	230
1970	822	203	1,465	2,430	3,895	204
1971	770	185	1,337/24th	1,989/18th	3,326/25th	184
1972	877	221	2,132/6th	1,601/24th	3,733/18th	257
1973	849	219	3,088/1st**	997/26th	4,085/10th	259
1974	829	220	2,094/9th	1,492/25th	3,586/23rd	264
1975	964	318	2,974/1st	2,493/8th	5,467/1st	420
1976	964	250	2,566/3rd	1,838/18th	4,404/12th	245
1977	944	246	1,861/18th	2,530/1st	4,391/8th	160
1978	974	274	2,381/10th	2,249/20th	4,630/20th	302
1979	982	252	1,621/28th	3,216/9th	4,837/21st	268
1980	1,084	317	2,222/8th	2,750/23rd	4,972/18th	320
1981	1,043	315	2,125/13th	3,515/9th	5,640/8th	311
1982	604	180	1,371/1st	1,556/20th	2,927/11th	150
1983	1,023	309	1,736/24th	3,087/18th	4,823/25th	283
1984	1,046	263	1,643/26th	2,698/25th	4,341/27th	250
1985	971	256	1,611/24th	2,984/21st	4,595/25th	200
1986	963	291	1,654/21st	3,363/15th	5,017/19th	287
1987	1,018	294	1,840/17th	2,901/18th	4,741/16th	270
1988	1,012	313	2,133/7th	3,182/15th	5,315/12th	329
1989	1,045	334	2,264/3rd	3,589/8th	5,853/5th	409
1990	931	302	2,080/7th	3,196/10th	5,276/6th	428
1991	1,056**	359	2,381/1st	3,871/4th	6,252/1st**	458
1992	1,087	350	2,436/1st	3,457/6th	5,893/2nd	381
1993	1,078	316	1,943/8th	3,317/11th	5,260/6th	329
1994	1,066	319	1,831/8th	3,413/10th	5,244/10th	340
1995	1,059	302	1,993/6th	3,124/21st	5,117/20th	350
1996	1,094**	294	1,901/7th	3,218/10th	5,119/10th	319
1997	1,014	268	1,782/14th	2,875/25th	4,657/25th	255
1998	1,033	319	2,161/3rd	3,380/12th	5,541/6th	400
1999	1,059	313	2,040/8th	3,293/20th (T)	5,333/11th	320
2000	1,080	309	1,922/9th	3,576/13th	5,498/11th	315
2001	1,009	287	1,686/22nd	3,451/12th	5,137/13th	265
2002	1,054	355	1,596/24th	3,995/5th**	5,591/11th	379
2003	980	268	1,664/21st	2,684/28th	4,348/30th	243
2004	982	271	1,874/13th	2,817/27th	4,691/25th	395
2005	930	259	1,607/20th	2,515/29th	4,122/28th	271
2006	898	234	1,552/27th	2,719/28th	4,271/30th	300
2007	919	248	1,800/15th	2,634/23rd	4,434/30th	252
2008	956	287	1,842/14th	3,040/22nd	4,882/25th	336
2009	911	233	1,867/16th	2,515/30th	4,382/30th	258
2010	954	263	1,720/18th	3,158/24th	4,878/25th	283
2011	992	313	1,921/13th	3,703/15th	5,624/14th	372
2012	983	301	2,217/6th	3,269/25th	5,486/19th	344
2013	1,116	301	2,307/2nd	3,103/28th	5,410/19th	339
2014	1,020	273	1,482/25th	3,614/18th	5,096/26th	343
2015	1,016	297	2,432/1st	3,600/27th	6,032/11th	379
2016	1,012	328	2,630/1st	3,250/30th	5,880/16th	328
2017	1,010	278	2,017/6th	2,825/31st	4,842/29th	302
2018	1,008	283	1,984/9th	3,082/31st	4,778/30th	269

**Team Record (non-strike years)

BILLS DEFENSE YEAR-BY-YEAR



YEAR	TOTAL	FIRST	RUSH	PASS	NET	TOTAL
1960	903	225	1,393	2,461	3,854	303
1961	815	200	1,377	2,887	4,264	342
1962	845	229	1,687	2,742	4,429	272
1963	813	**224	1,217	2,856	4,073	291
1964	867	206	913**	2,965	3,878	242
1965	890	226	1,114	3,170	4,284	226
1966	842	192	1,051	3,058	4,109	255
1967	857	201	1,622	1,825	3,447	285
1968	876	210	2,021	2,204	4,225	367
1969	853	236	1,858	2,476	4,334	359
1970	853	213	1,718	2,088	3,806	337
1971	895	250	2,496	2,108	4,604	394
1972	862	249	2,241	1,951	4,192	377
1973	855	231	1,797	2,118	3,915	230
1974	832	219	1,878	1,611	3,489	244
1975	941	300	1,993	3,080	5,073	355
1976	898	261	2,465	2,265	4,730	363
1977	922	260	2,405	2,048	4,453	313
1978	1,016	305	3,228	1,960	5,188	354
1979	1,022	273	2,481	2,530	5,011	279
1980	952	251	1,819	2,282	4,101	260
1981	1,037	298	2,075	2,870	4,945	276
1982	536	151	1,034	1,300	2,334	154
1983	1,078	332	2,503	3,306	5,809	351
1984	1,052	345	2,106	3,476	5,582	454
1985	1,071	320	2,462	3,078	5,540	381
1986	1,071	334	1,721	3,802	5,523	348
1987	1,022	297	2,052	2,854	4,906	305
1988	971	299	1,854	2,724	4,578	237
1989	1,030	299	1,840	3,206	5,046	317
1990	981	288	1,808	2,799	4,607	263
1991	1,086	335	2,044	3,414	5,458	318
1992	991	278	1,395	3,209	4,604	283
1993	1,119	331	1,921	3,633	5,554	242
1994	1,007	294	1,515	3,660	5,175	356
1995	1,084	287	1,626	3,502	5,128	335
1996	1,105	284	1,669	3,068	4,737	266
1997	1,041	265	1,792	3,061	4,853	367
1998	950	283	1,493	3,198	4,691	333
1999	950	244	1,370	2,675	4,045	229
2000	966	252	1,559	2,867	4,426	350
2001	969	302	2,133	3,159	5,292	420
2002	999	303	2,122	3,067	5,189	397
2003	1,010	270	1,606	2,707	4,313	279
2004	978	258	1,604	2,624	4,228	284
2005	1,030	343	2,205	3,291	5,496	367
2006	1,029	298	2,254	3,019	5,273	311
2007	1,047	322	1,993	3,814	5,807	354
2008	971	293	1,946	3,271	5,217	342
2009	1,086	310	2,501	2,948	5,449	326
2010	1,071	335	2,714	3,072	5,786	425
2011	1,003	340	2,224	3,714	5,938	434
2012	1,042	349	2,333	3,473	5,806	435
2013	1,089	308	2,063	3,271	5,334	308
2014	1,027	302	1,703	3,292	4,995	302
2015	1,017	321	1,730	3,972	5,702	359
2016	1,018	338	2,130	3,835	5,965	378
2017	1,015	348	1,994	3,688	5,682	359
2018	968	293	1,860	2,867	4,706	374

YEAR-BY-YEAR RUSHING LEADERS



YEAR	PLAYER	NO.	YARDS	AVERAGE	LONG	TDS
1960	Wray Carlton	137	533	3.9	54f	7
1961	Art Baker	152	498	3.3	35	3
1962	Cookie Gilchrist	214	1,096	5.1	44	13
1963	Cookie Gilchrist	232	979	4.2	32	12
1964	Cookie Gilchrist	230	981	4.3	67	6
1965	Wray Carlton	156	592	3.8	80f	6
1966	Bobby Burnett	187	766	4.1	32	4
1967	Keith Lincoln	159	601	3.8	28	4
1968	Max Anderson	147	525	3.6	45	2
1969	O.J. Simpson	181	697	3.9	32f	2
1970	O.J. Simpson	120	488	4.1	56f	5
1971	O.J. Simpson	183	742	4.1	46f	5
1972	O.J. Simpson	292	1,251	4.3	94f	6
1973	O.J. Simpson	332	2,003	6.0	80f	12
1974	O.J. Simpson	270	1,125	4.2	41	3
1975	O.J. Simpson	329	1,817	5.5	88f	16
1976	O.J. Simpson	290	1,503	5.2	75f	8
1977	O.J. Simpson	126	557	4.4	39	0
1978	Terry Miller	238	1,060	4.5	60f	7
1979	Curtis Brown	172	574	3.3	25	1
1980	Joe Cribbs	306	1,185	3.9	48	11
1981	Joe Cribbs	257	1,097	4.3	35	3
1982	Joe Cribbs	134	633	4.7	62f	3
1983	Joe Cribbs	263	1,131	4.3	45	3
1984	Greg Bell	262	1,100	4.2	85f	7
1985	Greg Bell	223	883	4.0	77f	8
1986	Robb Riddick	150	632	4.2	41f	4
1987	Ronnie Harmon	116	485	4.2	21	2
1988	Thurman Thomas	207	881	4.3	37f	2
1989	Thurman Thomas	298	1,244	4.2	38	6
1990	Thurman Thomas	271	1,297	4.8	80f	11
1991	Thurman Thomas	288	1,407	4.9	33	7
1992	Thurman Thomas	312	1,487	4.8	44	9
1993	Thurman Thomas	355	1,315	3.7	27	6
1994	Thurman Thomas	287	1,093	3.8	29	7
1995	Thurman Thomas	267	1,005	3.8	49	6
1996	Thurman Thomas	281	1,033	3.7	36	8
1997	Antowain Smith	194	840	4.3	56f	8
1998	Antowain Smith	300	1,124	3.7	30	8
1999	Jonathan Linton	205	695	3.4	18	5
2000	Shawn Bryson	161	591	3.7	24	0
2001	Travis Henry	213	729	3.4	25	4
2002	Travis Henry	325	1,438	4.4	34	13
2003	Travis Henry	331	1,356	4.1	64	10
2004	Willis McGahee	284	1,128	4.0	41	13
2005	Willis McGahee	325	1,247	3.8	27	5
2006	Willis McGahee	259	990	3.8	57f	6
2007	Marshawn Lynch	280	1,115	4.0	56f	7
2008	Marshawn Lynch	250	1,036	4.1	50	8
2009	Fred Jackson	237	1,062	4.5	43	2
2010	Fred Jackson	222	927	4.2	39	5
2011	Fred Jackson	170	934	5.5	80f	6
2012	C.J. Spiller	207	1,244	6.0	62f	6
2013	Fred Jackson	206	890	4.3	59	9
2014	Fred Jackson	141	525	3.7	38	2
2015	LeSean McCoy	203	895	4.4	48	3
2016	LeSean McCoy	234	1,267	5.4	75f	13
2017	LeSean McCoy	287	1,138	4.0	48f	6
2018	Josh Allen	89	631	7.1	45	8

YEAR-BY-YEAR RECEIVING LEADERS



YEAR	PLAYER	NO.	YARDS	AVERAGE	LONG	TDS
1960	Tom Rychlec	45	590	13.1	36	0
1961	Glenn Bass	50	765	15.3	76t	3
1962	Ernie Warlick	35	482	13.8	25	2
1963	Bill Miller	69	860	12.5	36	3
1964	Glenn Bass	43	897	20.9	94t	7
1965	Bo Roberson	31	483	15.6	74t	3
1966	Elbert Dubenion	50	747	14.9	46	2
1967	Keith Lincoln	41	558	13.6	60t	5
1968	Haven Moses	42	633	15.1	55t	2
1969	Haven Moses	39	752	19.3	55t	5
1970	Marlin Briscoe	57	1,036	18.2	48	8
1971	Marlin Briscoe	44	603	13.7	75t	5
1972	J.D. Hill	52	754	14.5	58t	5
1973	Bob Chandler	30	427	14.2	37t	3
1974	Ahmad Rashad	36	433	12.0	29	4
1975	Bob Chandler	55	746	13.6	35	6
1976	Bob Chandler	61	824	13.5	58t	10
1977	Bob Chandler	60	745	12.4	31	4
1978	Bob Chandler	44	581	13.2	44	5
1979	Frank Lewis	54	1,082	20.0	55	2
1980	Jerry Butler	57	832	14.6	69	6
1981	Frank Lewis	70	1,244	17.8	33	4
1982	Frank Lewis	28	443	15.8	39	2
1983	Joe Cribbs	57	524	9.2	33t	7
1984	Byron Franklin	69	862	12.5	64t	4
1985	Greg Bell	58	576	9.9	49	1
1986	Andre Reed	53	739	13.9	55t	7
1987	Andre Reed	57	752	13.2	40	5
1988	Andre Reed	71	968	13.6	65t	6
1989	Andre Reed	88	1,312	14.9	78t	9
1990	Andre Reed	71	945	13.3	56t	8
1991	Andre Reed	81	1,113	13.7	55	10
1992	Andre Reed	65	913	14.0	51	3
1993	Pete Metzelaars	68	609	9.0	51	4
1994	Andre Reed	90	1,303	14.5	83t	8
1995	Bill Brooks	53	763	14.4	51t	11
1996	Andre Reed	66	1,036	15.7	67t	6
1997	Andre Reed	60	880	14.7	77t	5
1998	Eric Moulds	67	1,368	20.4	84t	9
1999	Eric Moulds	65	994	15.3	54t	7
2000	Eric Moulds	94	1,326	14.1	52	5
2001	Larry Centers	80	620	7.8	26	2
2002	Eric Moulds	100	1,292	12.9	70t	10
2003	Eric Moulds	64	780	12.2	49	1
2004	Eric Moulds	88	1,043	11.9	49	5
2005	Eric Moulds	81	816	10.1	55t	4
2006	Lee Evans	82	1,292	15.8	83t	8
2007	Lee Evans	55	849	15.4	85t	5
2008	Lee Evans	63	1,017	16.1	87t	3
2009	Terrell Owens	55	829	15.1	98t	5
2010	Stevie Johnson	82	1,073	13.1	45	10
2011	Stevie Johnson	76	1,004	13.2	55	7
2012	Stevie Johnson	79	1,046	13.2	63	6
2013	Scott Chandler	53	655	12.4	33	2
2014	Fred Jackson	66	501	7.6	34	1
2015	Sammy Watkins	60	1,047	17.5	63	9
2016	Charles Clay	57	552	9.7	40t	4
2017	LeSean McCoy	59	448	7.6	39	2
2018	Zay Jones	56	652	11.6	57	7

YEAR-BY-YEAR PASSING LEADERS



YEAR	PLAYER	ATT.	COMP.	YARDS	INT.	LONG	TDS	PCT.
1960	John Green	228	89	1,267	10	70†	10	.390
1961	M.C. Reynolds	181	83	1,004	13	52	2	.459
1962	Warren Rabb	177	67	1,196	14	76†	10	.378
1963	Jack Kemp	384	194	2,914	20	89†	13	.505
1964	Jack Kemp	269	119	2,285	26	94†	13	.442
1965	Jack Kemp	391	179	2,368	18	78†	10	.458
1966	Jack Kemp	389	166	2,451	16	55	11	.427
1967	Jack Kemp	369	161	2,503	26	63†	14	.436
1968	Dan Darragh	215	92	917	14	41	3	.428
1969	Jack Kemp	344	170	1,981	22	55†	13	.494
1970	Dennis Shaw	321	178	2,507	20	48	10	.555
1971	Dennis Shaw	291	149	1,813	26	75†	11	.512
1972	Dennis Shaw	258	136	1,666	17	58†	14	.527
1973	Joe Ferguson	164	73	939	10	42	4	.445
1974	Joe Ferguson	232	119	1,588	12	55†	12	.513
1975	Joe Ferguson	321	169	2,426	17	77†	25	.526
1976	Joe Ferguson	151	74	1,086	1	58†	9	.490
1977	Joe Ferguson	457	221	2,803	24	42	12	.484
1978	Joe Ferguson	330	175	2,136	15	92†	16	.530
1979	Joe Ferguson	458	238	3,572	15	84†	14	.520
1980	Joe Ferguson	439	251	2,805	18	69	20	.572
1981	Joe Ferguson	498	252	3,652	20	67†	24	.506
1982	Joe Ferguson	264	144	1,597	16	47	7	.546
1983	Joe Ferguson	508	281	2,995	25	43†	26	.553
1984	Joe Ferguson	344	191	1,991	17	68†	12	.555
1985	Vince Ferragamo	287	149	1,677	17	48	5	.519
1986	Jim Kelly	480	285	3,593	17	84†	22	.594
1987	Jim Kelly	419	250	2,798	11	47	19	.597
1988	Jim Kelly	452	269	3,380	17	66†	15	.595
1989	Jim Kelly	391	228	3,130	18	78†	25	.583
1990	Jim Kelly	346	219	2,829	9	71	24	.633
1991	Jim Kelly	474	304	3,844	17	77†	33	.641
1992	Jim Kelly	462	269	3,457	19	65†	23	.582
1993	Jim Kelly	470	288	3,382	18	65†	18	.613
1994	Jim Kelly	448	285	3,114	17	83†	22	.636
1995	Jim Kelly	458	255	3,130	13	77†	22	.557
1996	Jim Kelly	379	222	2,810	19	67†	14	.586
1997	Todd Collins	391	215	2,367	13	77†	12	.550
1998	Doug Flutie	354	202	2,711	11	84†	20	.571
1999	Doug Flutie	478	264	3,171	16	54†	19	.552
2000	Rob Johnson	306	175	2,125	7	74†	12	.572
2001	Alex Van Pelt	307	178	2,056	11	80†	12	.580
2002	Drew Bledsoe	610	375	4,359	15	73†	24	.615
2003	Drew Bledsoe	471	274	2,860	12	54	11	.582
2004	Drew Bledsoe	448	256	2,932	16	69	20	.571
2005	Kelly Holcomb	230	155	1,509	8	65	10	.673
2006	JP Losman	429	268	3,051	14	83†	19	.625
2007	Trent Edwards	269	151	1,630	8	70†	7	.561
2008	Trent Edwards	374	245	2,699	10	65	11	.655
2009	Ryan Fitzpatrick	227	127	1,422	10	98†	9	.559
2010	Ryan Fitzpatrick	441	255	3,000	15	65†	23	.520
2011	Ryan Fitzpatrick	569	353	3,832	23	60	24	.620
2012	Ryan Fitzpatrick	505	306	3,400	16	68	24	.606
2013	EJ Manuel	306	180	1,972	9	45	11	.588
2014	Kyle Orton	447	287	3,018	10	84	18	.642
2015	Tyrod Taylor	380	242	3,035	6	63	20	.636
2016	Tyrod Taylor	436	269	3,023	6	84†	17	.617
2017	Tyrod Taylor	420	263	2,799	4	47	14	.626
2018	Josh Allen	320	169	2,074	12	75	10	.528

YEAR-BY-YEAR SCORING LEADERS



YEAR	PLAYER	TDS	PATS	FGS	POINTS
1960	Wray Carlton, RB	11	0/0	0/0	66
1961	Elbert Dubenion, WR	8	0/0	0/0	48
1962	Cookie Gilchrist, RB	15	14/17	8/20	128
1963	Cookie Gilchrist, RB	14	0/0	0/0	84
1964	Pete Gogolak, K	0	45/46	19/29	102
1965	Pete Gogolak, K	0	31/31	28/46	115
1966	Booth Lusteg, K	0	41/42	19/38	98
1967	Mike Mercer, K	0	25/25	16/27	73
1968	Bruce Alford, K	0	15/15	14/24	57
1969	Bruce Alford, K	0	23/24	17/26	74
1970	Grant Guthrie, K	0	24/25	10/19	54
1971	John Leypoldt, K	0	12/12	9/15	39
1972	John Leypoldt, K	0	29/30	16/24	77
1973	John Leypoldt, K	0	27/27	21/30	90
1974	John Leypoldt, K	0	25/29	19/33	82
1975	O.J. Simpson, RB	23	0/0	0/0	138
1976	Bob Chandler, WR	10	0/1	0/0	60
1977	Carson Long, K	0	13/14	7/11	34
1978	Tom Dempsey, K	0	36/39	10/13	66
1979	Nick Mike-Mayer, K	0	17/18	20/29	77
1980	Nick Mike-Mayer, K	0	37/39	13/23	76
1981	Nick Mike-Mayer, K	0	37/37	14/24	79
1982	Efren Herrera, K	0	11/12	8/14	35
1983	Joe Danelo, K	0	33/35	10/20	63
1984	Greg Bell, RB	8	0/0	0/0	48
1985	Scott Norwood, K	0	23/23	13/17	62
1986	Scott Norwood, K	0	32/34	17/27	83
1987	Scott Norwood, K	0	31/31	10/15	61
1988	Scott Norwood, K	0	33/33	32/37	129
1989	Scott Norwood, K	0	46/47	23/30	115
1990	Scott Norwood, K	0	50/52	20/29	110
1991	Scott Norwood, K	0	56/58	18/29	110
1992	Steve Christie, K	0	43/44	24/30	115
1993	Steve Christie, K	0	36/37	23/32	105
1994	Steve Christie, K	0	38/38	24/28	110
1995	Steve Christie, K	0	33/35	31/40	126
1996	Steve Christie, K	0	33/33	24/29	105
1997	Steve Christie, K	0	21/21	24/30	93
1998	Steve Christie, K	0	41/41	33/41	140
1999	Steve Christie, K	0	33/33	25/34	108
2000	Steve Christie, K	0	31/31	26/35	109
2001	Jake Arians, K	0	16/17	12/21	52
2002	Mike Hollis, K	0	40/40	25/33	115
2003	Rian Lindell, K	0	24/24	17/24	75
2004	Rian Lindell, K	0	45/45	24/28	117
2005	Rian Lindell, K	0	26/26	29/35	113
2006	Rian Lindell, K	0	33/33	23/25	102
2007	Rian Lindell, K	0	24/24	24/27	96
2008	Rian Lindell, K	0	34/34	30/38	124
2009	Rian Lindell, K	0	24/24	28/33	108
2010	Rian Lindell, K	0	31/32	16/21	79
2011	Rian Lindell, K	0	25/25	13/15	64
2012	Rian Lindell, K	0	39/39	21/24	102
2013	Dan Carpenter, K	0	32/32	33/36	131
2014	Dan Carpenter, K	0	31/32	34/38	133
2015	Dan Carpenter, K	0	34/40	23/27	103
2016	Dan Carpenter, K	0	40/45	19/25	97
2017	Stephen Hauschka, K	0	29/29	29/33	116
2018	Stephen Hauschka, K	0	25/26	22/28	91

YEAR-BY-YEAR PUNTING LEADERS



YEAR	PLAYER	NO.	YARDS	AVG	LONG	BLK
1960	Billy Atkins	89	3,468	39.0	58	0
1961	Billy Atkins	84	3,783	45.0	70	1
1962	Wayne Crow	76	2,946	38.8	59	1
1963	Daryle Lamonica	52	2,086	40.1	57	1
1964	Paul Maguire	65	2,777	42.7	64	0
1965	Paul Maguire	80	3,437	43.0	68	0
1966	Paul Maguire	69	2,841	41.2	61	0
1967	Paul Maguire	77	3,320	43.1	64	0
1968	Paul Maguire	100	4,175	41.8	61	1
1969	Paul Maguire	78	3,471	44.5	78	1
1970	Paul Maguire	83	3,228	38.9	58	1
1971	Spike Jones	72	2,966	41.2	62	1
1972	Spike Jones	80	3,104	38.8	67	1
1973	Spike Jones	66	2,660	40.3	62	0
1974	Marv Bateman	34	1,494	43.9	66	0
1975	Marv Bateman	61	2,536	41.6	74	2
1976	Marv Bateman	86	3,678	42.8	78	1
1977	Marv Bateman	81	3,229	39.9	75	2
1978	Rusty Jackson	87	3,373	38.8	70	2
1979	Rusty Jackson	96	3,671	38.2	60	0
1980	Greg Cater	73	2,828	38.7	61	1
1981	Greg Cater	80	3,175	39.7	71	0
1982	Greg Cater	35	1,328	37.9	61	0
1983	Greg Cater	89	3,533	39.7	60	0
1984	John Kidd	88	3,696	42.0	63	2
1985	John Kidd	92	3,818	41.5	67	0
1986	John Kidd	75	3,031	40.4	57	0
1987	John Kidd	64	2,495	39.0	67	0
1988	John Kidd	62	2,451	39.5	60	0
1989	John Kidd	65	2,564	39.4	60	2
1990	Rick Tuten	53	2,107	39.8	55	0
1991	Chris Mohr	54	2,085	38.6	58	0
1992	Chris Mohr	60	2,531	42.2	61	0
1993	Chris Mohr	74	2,991	40.4	58	0
1994	Chris Mohr	67	2,799	41.8	71	0
1995	Chris Mohr	86	3,473	40.4	60	0
1996	Chris Mohr	101	4,194	41.5	80	0
1997	Chris Mohr	90	3,764	41.8	59	1
1998	Chris Mohr	69	2,882	41.8	57	0
1999	Chris Mohr	73	2,840	38.9	60	0
2000	Chris Mohr	95	3,661	38.5	57	1
2001	Brian Moorman	80	3,262	40.8	66	0
2002	Brian Moorman	66	2,844	43.1	84	1
2003	Brian Moorman	85	3,788	44.6	71	0
2004	Brian Moorman	77	3,325	43.2	80	0
2005	Brian Moorman	71	3,242	45.7	68	0
2006	Brian Moorman	92	4,012	43.6	66	0
2007	Brian Moorman	81	3,302	40.8	75	0
2008	Brian Moorman	58	2,557	44.1	63	0
2009	Brian Moorman	90	4,192	46.6	73	0
2010	Brian Moorman	75	3,181	42.4	61	0
2011	Brian Moorman	72	3,472	48.2	66	1
2012	Shawn Powell	65	2,860	44	62	0
2013	Brian Moorman	61	2,511	41.2	62	0
2014	Colton Schmidt	86	3,692	42.9	67	0
2015	Colton Schmidt	86	3,802	46.4	65	0
2016	Colton Schmidt	75	3,183	42.4	58	0
2017	Colton Schmidt	79	3,529	44.7	60	0
2018	Corey Bojorquez	45	2,208	45.1	60	1

YEAR-BY-YEAR PUNT RETURN LEADERS



YEAR	PLAYER	NO.	FC	YARDS	AVG.	LONG	TDS
1960	Joe Kulbacki	12	13	100	8.3	33	0
1961	Glenn Bass	8	17	75	9.4	32	0
1962	Willie West	15	3	124	8.3	45	0
1963	Ray Abruzzese	17	8	152	8.9	32	0
1964	Hagood Clarke	33	3	317	9.6	53t	1
1965	George Byrd	22	4	220	10.0	30	0
1966	Ed Rutkowski	18	4	209	11.6	73t	1
1967	George Byrd	30	5	142	4.7	19	0
1968	Hagood Clarke	29	2	241	8.3	82t	1
1969	Max Anderson	19	4	142	7.5	30	0
1970	Tommy Pharr	23	4	184	8.0	54	0
1971	Ike Hill	14	2	133	9.5	68t	1
1972	Alvin Wyatt	11	5	85	7.7	27	0
1973	Donnie Walker	25	4	210	8.4	23	0
1974	Donnie Walker	43	2	384	8.9	52	0
1975	Gary Hayman	25	8	216	8.6	30	0
1976	Keith Moody	16	8	166	10.4	67t	1
1977	Keith Moody	15	6	196	13.1	91t	1
1978	Keith Moody	19	5	240	12.6	82t	1
1979	Keith Moody	38	10	318	8.4	32	0
1980	Joe Cirbbs	29	7	154	5.3	16	0
1981	Roland Hooks	17	2	142	8.4	25	0
1982	Mike Mosley	11	6	61	5.5	16	0
1983	Robb Riddick	42	5	241	5.7	24	0
1984	Don Wilson	33	8	297	9.0	65t	1
1985	Don Wilson	16	5	161	10.1	30	0
1986	Ron Pitts	18	11	194	10.8	49t	1
1987	Ron Pitts	23	12	149	6.5	19	0
1988	Flip Johnson	16	3	72	4.5	16	0
1989	Mickey Sutton	26	9	231	8.9	26	0
1990	Al Edwards	14	5	92	6.6	16	0
1991	Clifford Hicks	12	7	203	16.9	59	0
1992	Clifford Hicks	29	6	289	10.0	42	0
1993	Russell Copeland	31	7	274	8.8	47t	1
1994	Jeff Burris	32	6	332	10.4	57	0
1995	Jeff Burris	20	1	229	11.5	40	0
1996	Jeff Burris	27	7	286	10.6	45	0
1997	Jeff Burris	21	8	198	9.4	32	0
1998	Kevin Williams	37	11	369	10.0	73	0
1999	Kevin Williams	33	17	331	10.0	27	0
2000	Chris Watson	33	18	163	4.9	20	0
2001	Peerless Price	19	8	110	5.8	24	0
2002	Charlie Rogers	26	11	137	5.3	16	0
2003	Nate Clements	14	11	137	9.8	35	0
2004	Nate Clements	35	10	327	9.3	86t	1
2005	Roscoe Parrish	14	9	186	13.3	43	0
2006	Roscoe Parrish	32	9	364	11.4	82t	1
2007	Roscoe Parrish	27	2	440	16.3	74t	1
2008	Roscoe Parrish	21	10	322	15.3	63t	1
2009	Roscoe Parrish	24	13	133	5.5	31	0
2010	Roscoe Parrish	12	7	131	10.9	33	0
2011	C.J. Spiller	13	8	127	9.8	45	0
2012	Leodis McKelvin	3	14	431	18.7	88t	2
2013	Leodis McKelvin	32	13	180	5.6	21	0
2014	Leodis McKelvin	21	8	183	8.7	24	0
2015	Marcus Thigpen	18	9	118	6.6	16	0
2016	Brandon Tate	26	14	301	11.6	43	0
2017	Brandon Tate	20	6	193	9.7	40	0
2018	Isaiah McKenzie	14	3	87	6.2	21	0

YEAR-BY-YEAR KICK RETURN LEADERS



YEAR	PLAYER	NO.	YARDS	AVG.	LONG	TDS
1960	Joe Kulbacki	13	226	17.4	25	0
1961	Elbert Dubenion	16	329	20.6	33	0
1962	Willie Jones	14	287	20.5	27	0
1963	Ed Rutkowski	13	396	30.5	65	0
1964	Ed Rutkowski	21	498	23.7	57	0
1965	Charley Warner	32	825	25.8	102t	2
1966	Charley Warner	33	846	25.6	95t	1
1967	Charley Bivins	16	380	23.8	55	0
1968	Max Anderson	39	971	24.9	100t	1
1969	Bubba Thornton	30	749	25.0	58	0
1970	Glenn Alexander	12	204	17.0	30	0
1971	Alvin Wyatt	30	762	25.4	39	0
1972	Alvin Wyatt	17	432	25.4	43	0
1973	Wallace Francis	23	687	29.9	101t	2
1974	Wallace Francis	37	947	25.6	74	0
1975	Vic Washington	35	923	26.4	59	0
1976	Keith Moody	26	605	23.3	41	0
1977	Keith Moody	30	636	21.2	45	0
1978	Curtis Brown	17	428	25.2	102t	1
1979	Keith Moody	27	556	20.6	35	0
1980	Terry Miller	16	303	18.9	43	0
1981	Byron Franklin	21	436	20.8	33	0
1982	Mike Mosley	18	487	27.1	66	0
1983	Van Williams	22	494	22.5	60	0
1984	Van Williams	39	820	21.0	65	0
1985	Don Wilson	22	465	21.1	37	0
1986	Ronnie Harmon	18	321	17.8	32	0
1987	Steve Tasker	11	197	17.9	39	0
1988	Erroll Tucker	15	310	20.7	30	0
1989	Ronnie Harmon	18	409	22.7	49	0
1990	Don Smith	32	643	20.1	38	0
1991	Al Edwards	31	623	20.1	91t	1
1992	Ken Davis	14	251	17.9	35	0
1993	Russell Copeland	24	436	18.2	28	0
1994	Yonel Jourdain	27	601	22.3	42	0
1995	Darick Holmes	39	799	20.5	42	0
1996	Eric Moulds	52	1,205	23.2	97t	1
1997	Eric Moulds	43	921	21.4	53	0
1998	Kevin Williams	47	1,059	22.5	46	0
1999	Kevin Williams	42	840	20.0	62	0
2000	Chris Watson	44	894	20.3	37	0
2001	Nate Clements	30	628	20.9	37	0
2002	Charlie Rogers	64	1,280	20.0	90t	1
2003	Antonio Brown	48	1,046	21.8	75	0
2004	Terrence McGee	52	1,370	26.3	104t	3
2005	Terrence McGee	46	1,391	30.2	99t	1
2006	Terrence McGee	52	1,355	26.1	88	0
2007	Terrence McGee	45	1,082	24.0	103t	1
2008	Leodis McKelvin	52	1,468	28.2	98t	1
2009	Fred Jackson	41	1,014	24.7	71	0
2010	C.J. Spiller	44	1,014	23.0	95t	1
2011	Brad Smith	15	282	18.8	28	0
2012	Leodis McKelvin	18	510	28.3	59	0
2013	Marquise Goodwin	16	351	21.9	28	0
2014	C.J. Spiller	10	306	30.6	102t	1
2015	Marcus Thigpen	17	328	19.3	31	0
2016	Brandon Tate	29	662	22.8	45	0
2017	Brandon Tate	28	548	19.6	29	0
2018	Marcus Murphy	13	324	24.9	49	0

YEAR-BY-YEAR KICK SCORING LEADERS



YEAR	PLAYER	PATS	FGS	PCT.	LONG	POINTS
1960	Billy Atkins	27/33	6/13	.462	45	45
1961	Billy Atkins	29/31	2/6	.333	39	35
1962	Cookie Gilchrist	14/17	8/20	.400	42	38
1963	Mack Yoho	32/37	10/23	.434	41	62
1964	Pete Gogolak	45/46	19/29	.655	47	102
1965	Pete Gogolak	31/31	28/46	.609	47	115
1966	Booth Lusteg	41/42	19/38	.500	47	98
1967	Mike Mercer	25/25	16/27	.592	51	73
1968	Bruce Alford	15/15	14/24	.583	51	57
1969	Bruce Alford	23/24	17/26	.653	44	74
1970	Grant Guthrie	24/25	10/19	.526	52	54
1971	John Leypoldt	12/12	9/15	.600	48	39
1972	John Leypoldt	29/30	16/24	.667	48	77
1973	John Leypoldt	27/27	21/30	.700	50	90
1974	John Leypoldt	25/29	19/33	.576	47	82
1975	John Leypoldt	51/57	9/16	.563	45	78
1976	George Jakowenko	21/24	12/17	.706	49	57
1977	Carson Long	13/14	7/11	.636	45	34
1978	Tom Dempsey	36/39	10/13	.769	46	66
1979	Nick Mike-Mayer	17/18	20/29	.689	42	77
1980	Nick Mike-Mayer	37/39	13/23	.565	49	76
1981	Nick Mike-Mayer	37/37	14/24	.583	46	79
1982	Efen Herrera	11/12	8/14	.571	49	35
1983	Joe Danelo	33/35	10/20	.500	48	63
1984	Joe Danelo	17/17	8/16	.500	52	41
1985	Scott Norwood	23/23	13/17	.765	49	62
1986	Scott Norwood	32/34	17/27	.630	48	83
1987	Scott Norwood	31/31	10/15	.667	45	61
1988	Scott Norwood	33/33	32/37	.865	49	129
1989	Scott Norwood	46/47	23/30	.767	48	115
1990	Scott Norwood	50/52	20/29	.690	48	110
1991	Scott Norwood	56/58	18/29	.621	52	110
1992	Steve Christie	43/44	24/30	.800	54	115
1993	Steve Christie	36/37	23/32	.718	59	105
1994	Steve Christie	38/38	24/28	.857	52	110
1995	Steve Christie	33/35	31/40	.775	51	126
1996	Steve Christie	33/33	24/29	.828	48	105
1997	Steve Christie	21/21	24/30	.800	59	93
1998	Steve Christie	41/41	33/41	.805	52	140
1999	Steve Christie	33/33	25/34	.735	52	108
2000	Steve Christie	31/31	26/35	.743	48	109
2001	Jake Arians	16/17	12/21	.571	49	52
2002	Mike Hollis	40/40	25/33	.758	54	115
2003	Rian Lindell	24/24	17/24	.708	44	75
2004	Rian Lindell	45/45	24/28	.857	43	117
2005	Rian Lindell	26/26	29/35	.829	53	113
2006	Rian Lindell	33/33	23/25	.920	53	102
2007	Rian Lindell	24/24	24/27	.889	52	96
2008	Rian Lindell	34/34	30/38	.789	53	124
2009	Rian Lindell	24/24	28/33	.848	56	108
2010	Rian Lindell	31/32	16/21	.762	51	79
2011	Rian Lindell	25/25	13/15	.867	49	64
	Dave Rayner	13/13	10/15	.667	56	43
2012	Rian Lindell	39/39	21/24	.875	50	102
2013	Dan Carpenter	32/32	33/36	.917	55	131
2014	Dan Carpenter	31/32	34/38	.895	58	133
2015	Dan Carpenter	34/40	23/27	.852	52	103
2016	Dan Carpenter	40/45	19/25	.760	54	97
2017	Stephen Hauschka	29/29	29/33	.879	56	116
2018	Stephen Hauschka	25/26	22/28	.786	54	91

YEAR-BY-YEAR INTERCEPTION LEADERS



YEAR	PLAYER	NO	YARDS	AVG.	LONG	TDS
1960	Arch Matsos	8	142	17.8	33	1
1961	Bill Atkins	10	158	15.8	29	0
1962	Carl Charon	7	131	18.7	25	0
1963	Willie West	5	57	11.4	23	0
	John Tracey	5	22	4.4	15	0
1964	George Byrd	7	178	25.4	75†	1
1965	Hagood Clarke	7	60	8.6	40	0
1966	Tom Janik	8	136	17.0	37†	2
1967	Tom Janik	10	222	22.2	46	2
1968	George Byrd	6	76	12.7	53†	1
1969	George Byrd	7	95	13.6	32	1
1970	Pete Richardson	5	46	9.2	22	0
1971	Robert James	4	25	6.3	25	0
1972	Ken Lee	6	155	25.8	61†	1
1973	Dwight Harrison	5	117	23.4	38	1
1974	Tony Greene	9	157	17.4	38	0
1975	Dwight Harrison	8	99	12.4	40	0
1976	Tony Greene	5	135	27.0	101†	1
1977	Tony Greene	9	144	16.0	47	0
1978	Mario Clark	5	29	5.8	29	0
1979	Jeff Nixon	6	81	13.5	43	0
1980	Steve Freeman	7	107	15.3	47†	1
1981	Mario Clark	5	142	28.4	53	0
1982	Bill Simpson	4	45	11.3	24	0
1983	Steve Freeman	3	40	13.3	29	0
	Chris Williams	3	6	2.0	4	0
1984	Charles Romes	5	130	26.0	55	0
1985	Charles Romes	7	56	8.0	21	0
1986	Charles Romes	4	23	5.8	23	0
1987	Mark Kelso	6	25	4.2	12	0
1988	Mark Kelso	7	180	25.7	78†	1
1989	Mark Kelso	6	101	16.8	43	0
1990	Kirby Jackson	3	16	5.3	14	0
1991	Nate Odomes	5	120	24.0	48	1
	Darryl Talley	5	45	9.0	13	0
1992	Henry Jones	8	263	32.9	82†	2
1993	Nate Odomes	9	65	7.2	25	0
1994	Matt Darby	4	20	5.0	20	0
1995	Kurt Schulz	6	48	8.0	32†	1
1996	Kurt Schulz	4	24	6.0	19	0
1997	Ken Irvin	2	28	14.0	28	0
	Kurt Schulz	2	23	11.5	21	0
	Marlon Kerner	2	20	10.0	20	0
	Jeff Burris	2	19	9.5	10	0
	Sean Moran	2	12	6.0	12	0
1998	Kurt Schulz	6	48	8.0	24	0
1999	Kurt Schulz	3	26	8.7	26	0
2000	Keion Carpenter	5	63	12.6	22	0
2001	Nate Clements	3	48	16.0	48†	1
2002	Nate Clements	6	82	13.7	42	1
2003	Nate Clements	3	54	18.0	54	1
2004	Nate Clements	6	77	12.8	35	0
2005	Terrence McGee	4	97	24.3	46†	1
	Troy Vincent	4	78	19.5	42	0
2006	London Fletcher-Baker	4	30	7.5	17†	1
2007	Terrence McGee	4	4	1.0	2	0
2008	Terrence McGee	3	36	12.0	36	0
2009	Jairus Byrd	9	118	13.1	37	0
2010	Drayton Florence	3	42	14.0	40†	1
2011	George Wilson	4	26	6.5	12	0
2012	Jairus Byrd	5	81	16.2	45	0
2013	Kiko Alonso	4	38	9.5	32	0
	Aaron Williams	4	43	10.75	34	0
	Jairus Byrd	4	85	21.25	57	0
	Jim Leonhard	4	72	18	41	0
2014	Leodis McKelvin	4	10	2.5	9	0
2015	Stephon Gilmore	3	33	11	29	0
2016	Stephon Gilmore	5	135	27	49	0
2017	Micah Hyde	5	64	12.8	37	0
	Jordan Poyer	5	33	6.6	19†	1
2018	Jordan Poyer	4	11	2.75	11	0

BUFFALO BILLS WALL OF FAME



The Buffalo Bills Wall of Fame was created in 1980 to honor former players, administrators and coaches who have played significant roles in the team's history. To be eligible for induction, an individual must have played with the Bills for at least three years and be retired from professional football. Also eligible are other individuals who have made outstanding contributions to the Bills, including administrators and coaches. Selections are made by a distinguished panel composed of club personnel and media members.

Ralph C. Wilson Jr. Statue

The Buffalo Bills announced in March 2015 that the organization would commission a statue to be made of Ralph C. Wilson, Jr. The statue is displayed outside of New Era Field in Founder's Plaza.



Ralph C. Wilson, Jr. passed away at the age of 95. Mr. Wilson was the sole owner of the Bills franchise for 54 seasons after purchasing the team on October 28, 1959. Under his leadership, the Bills won two American Football League Championships in 1964 and 1965 and appeared in an unprecedented four consecutive Super Bowls in the 1990s. Mr. Wilson along with former Bills Head Coach Marv Levy, former General Manager Bill Polian plus eight of his players have earned football's highest honor by being inducted into the Professional Football Hall of Fame.

The construction of the statue was a collaborative effort between Terry and Kim Pegula and Mary Wilson. Founder's Plaza, the current location of the statue, is located northwest of The Bills Store at New Era Field.

Mr. Wilson's statue is the first statue in history to be displayed on the grounds of New Era Field. The life-size statue is based on a photo taken of Mr. Wilson with Thurman Thomas along the sidelines on October 21, 1990 during Buffalo's 30-27 victory over the New York Jets.



- 2017 ● Cookie Gilchrist
- 2015 ● Lou Saban
- 2014 ● Van Miller
- 2012 ● Bill Polian
- 2011 ● Phil Hansen
- 2010 ● Booker Edgerson
- 2008 ● Bruce Smith
- 2007 ● Steve Tasker
- 2006 ● Andre Reed
- 2005 ● Thurman Thomas
- 2004 ● Jim Ritches
- 2003 ● Darryl Talley
- 2002 ● Kent Hull
- 2001 ● Fred Smerlas
- 2001 ● Jim Kelly
- 2000 ● George Saines
- 2000 ● Bob Kalsu
- 1999 ● Edward Abramowski
- 1998 ● Robert James
- 1997 ● Joe DeLamielleure
- 1996 ● Marv Levy
- 1995 ● Joe Ferguson
- 1994 ● Mike Stratton
- 1993 ● Elbert Dubenion
- 1992 ● The 12th Man
- 1989 ● **Ralph C. Wilson Jr.**
- 1988 ● Billy Shaw
- 1987 ● Tom Sestak
- 1985 ● Patrick J. McGroder
- 1984 ● Jack Kemp
- 1980 ● O.J. Simpson

YEAR-BY-YEAR PRO BOWL SELECTIONS

Year Selections Position/Name

1960	0	
1961	6	S Bill Atkins; LB Archie Matsos; DT Chuck McMurty; T Harold Olson; T Ken Rice; DE Laverne Torczon
1962	6	FB Cookie Gilchrist; QB Jack Kemp; LB Archie Matsos; DT Tom Sestak; G Billy Shaw; E Ernie Warlick
1963	7	T Stew Barber; FB Cookie Gilchrist; QB Jack Kemp (#); DT Tom Sestak; G Billy Shaw; LB Mike Stratton; E Ernie Warlick
1964	10	T Stew Barber; CB Butch Byrd; FL Elbert Dubenion; FB Cookie Gilchrist; QB Jack Kemp; S George Saimes; DT Tom Sestak; G Billy Shaw; LB Mike Stratton; E Ernie Warlick
1965	**	Entire team
1966	11	T Stew Barber; RB Bobby Burnett; CB Butch Byrd; FB Wray Carlton; TE Paul Costa; DT Jim Dunaway; QB Jack Kemp; S George Saimes; G Billy Shaw; LB Mike Stratton; LB John Tracey
1967	9	T Billy Shaw; DT Jim Dunaway; DB Tom Janik; RB Keith Lincoln; DE Ron McDole; K Mike Mercer; S George Saimes; G Billy Shaw; LB Mike Stratton
1968	4	DT Jim Dunaway; S George Saimes; G Billy Shaw; LB Mike Stratton
1969	5	LB Harry Jacobs; QB Jack Kemp; WR Haven Moses; G Billy Shaw; RB O.J. Simpson
1970	1	WR Marlin Briscoe
1971	0	
1972	3	WR J.D. Hill; CB Robert James; RB O.J. Simpson (*)
1973	3	T Dave Foley; CB Robert James; RB O.J. Simpson
1974	2	CB Robert James; RB O.J. Simpson
1975	2	G Joe DeLamielleure; RB O.J. Simpson
1976	2	G Joe DeLamielleure; RB O.J. Simpson
1977	2	G Joe DeLamielleure; S Tony Greene
1978	1	G Joe DeLamielleure
1979	1	G Joe DeLamielleure
1980	3	WR Jerry Butler; RB Joe Cribbs; NT Fred Smerlas
1981	3	RB Joe Cribbs (#); WR Frank Lewis; NT Fred Smerlas
1982	2	NT Fred Smerlas; DE Ben Williams
1983	2	RB Joe Cribbs; NT Fred Smerlas
1984	1	RB Greg Bell
1985	0	
1986	0	
1987	3	QB Jim Kelly; DE Bruce Smith (*); ST Steve Tasker
1988	8	LB Cornelius Bennett; LB Shane Conlan (#); C Kent Hull; QB Jim Kelly (#) K Scott Norwood; WR Andre Reed; NT Fred Smerlas; DE Bruce Smith
1989	5	LB Shane Conlan; C Kent Hull; WR Andre Reed; DE Bruce Smith; RB Thurman Thomas
1990	10	LB Cornelius Bennett; LB Shane Conlan; C Kent Hull; QB Jim Kelly (*); WR Andre Reed; DE Bruce Smith; ST Steve Tasker; LB Darryl Talley; RB Thurman Thomas; T Will Wolford
1991	8	LB Cornelius Bennett; QB Jim Kelly; WR James Lofton; WR Andre Reed; G Jim Ritcher; LB Darryl Talley; ST Steve Tasker; RB Thurman Thomas
1992	10	T Howard Ballard; LB Cornelius Bennett; S Henry Jones; QB Jim Kelly (#); CB Nate Odomes; WR Andre Reed; G Jim Ritcher; DE Bruce Smith (#); ST Steve Tasker (*); RB Thurman Thomas; T Will Wolford
1993	7	T Howard Ballard; LB Cornelius Bennett; CB Nate Odomes; WR Andre Reed (#); DE Bruce Smith (#); ST Steve Tasker; RB Thurman Thomas
1994	3	WR Andre Reed; DE Bruce Smith; ST Steve Tasker
1995	3	LB Bryce Paup; DE Bruce Smith; ST Steve Tasker
1996	3	G Ruben Brown; LB Bryce Paup; DE Bruce Smith (#)
1997	4	G Ruben Brown; LB Bryce Paup; DE Bruce Smith; NT Ted Washington
1998	6	G Ruben Brown; QB Doug Flutie; FB Sam Gash; WR Eric Moulds; DE Bruce Smith; NT Ted Washington
1999	2	G Ruben Brown; FB Sam Gash
2000	4	G Ruben Brown; LB Sam Cowart; WR Eric Moulds; NT Ted Washington
2001	2	G Ruben Brown; FB Larry Centers
2002	4	QB Drew Bledsoe; G Ruben Brown; RB Travis Henry; WR Eric Moulds
2003	2	G Ruben Brown; LB Takeo Spikes
2004	4	DT Sam Adams; CB Nate Clements; KR Terrence McGee; LB Takeo Spikes
2005	2	P Brian Moorman; LS Mike Schneck
2006	2	P Brian Moorman; DE Aaron Schobel
2007	2	LT Jason Peters (#); DE Aaron Schobel
2008	2	RB Marshawn Lynch; T Jason Peters (#)
2009	1	FS Jairus Byrd (#)
2010	1	NT Kyle Williams
2011	0	
2012	3	FS Jairus Byrd; RB C.J. Spiller; DT Kyle Williams
2013	4	FS Jairus Byrd; DT Marcell Dareus; DT Kyle Williams; DE Mario Williams
2014	3	DT Marcell Dareus; DT Kyle Williams; DE Mario Williams
2015	4	G Richie Incognito; RB LeSean McCoy (#); QB Tyrod Taylor; C Eric Wood
2016	7	LB Zach Brown; CB Stephon Gilmore; LB Lorenzo Alexander [^] ; RB LeSean McCoy#; DT Kyle Williams; G Richie Incognito; QB Tyrod Taylor#
2017	3	S Micah Hyde; RB LeSean McCoy; G Richie Incognito
2018	1	DT Kyle Williams

*Player of the Game; #Did not play – injured; ^Defensive MVP

PRO BOWL SELECTIONS (ALPHABETICAL)



Name	Pos.	No. of Selections (1960-2014)	Season(s)
Adams, Sam	DT	1	2004
Alexander, Lorenzo	LB	1	2016
Atkins, Bill	DB	1	1961
Ballard, Howard	RT	2	1992, 93
Barber, Stew	OT	5	1963-67
Bell, Greg	RB	1	1984
Bennett, Cornelius	LB	5	1988, 90, 1991-93
Bledsoe, Drew	QB	1	2002
Briscoe, Marlin	WR	1	1970
Brown, Ruben	G	8	1996-03
Brown, Zach	LB	1	2016
Burnett, Bobby	RB	1	1966
Butler, Jerry	WR	1	1980
Byrd, Butch	CB	5	1964-66, 1968-69
Byrd, Jairus	FS	3	2009, 2012-13
Carlton, Wray	RB	2	1965, 66
Centers, Larry	FB	1	2001
Clements, Nate	CB	1	2004
Conlan, Shane	LB	3	1988 [^] , 1989-90
Costa, Paul	TE/T	2	1965, 66
Cowart, Sam	LB	1	2000
Cribbs, Joe	RB	3	1980, 81 [^] , 83
Dareus, Marcell	DT	2	2013-14
DeLamielleure, Joe	G	5	1975-79
Dubenion, Elbert	WR	1	1964
Dunaway, Jim	DT	4	1965-68
Flutie, Doug	QB	1	1998
Foley, Dave	T	1	1973
Gash, Sam	FB	2	1998, 99
Gilchrist, Cookie	RB	3	1962-64
Gilmore, Stephon	CB	1	2016
Greene, Tony	S	1	1977
Henry, Travis	RB	1	2002
Hill, J.D.	WR	1	1972
Hull, Kent	C	3	1988-90
Hyde, Micah	S	1	2017
Incognito, Richie	G	3	2015-2017
Jacobs, Harry	LB	2	1965, 1969
James, Robert	CB	3	1972-74
Janik, Tom	S	2	1965, 67
Jones, Henry	SS	1	1992
Kelly, Jim	QB	5	1987, 88 [^] , 90 (MVP), 91, 92 [^]
Kemp, Jack	QB	6	1962, 1963 [^] , 1964-66, 69
Lewis, Frank	WR	1	1981
Lincoln, Keith	RB	1	1967
Lofton, James	WR	1	1991
Lynch, Marshawn	RB	1	2008

PRO BOWL SELECTIONS (ALPHABETICAL)



Matsos, Archie	LB	2	1961-62
McCoy, LeSean	RB	3	2015-17
McDole, Ron	DE	2	1965, 67
McGee, Terrence	KR	1	2004
McMurtry, Chuck	DT	1	1961
Mercer, Mike	K	1	1967
Moorman, Brian	P	2	2005, 2006
Moses, Haven	WR	1	1969
Moulds, Eric	WR	3	1998, 00, 02
Norwood, Scott	K	1	1988
Odomes, Nate	CB	2	1992-93
O'Donnell, Joe	G	1	1966
Olson, Harold	T	1	1961
Paup, Bryce	LB	3	1995-97
Peters, Jason	T	2	2007^, 2008^
Reed, Andre	WR	7	1988-92, 93^, 94
Rice, Ken	T	1	1961
Ritcher, Jim	G	2	1991-92
Saimes, George	S	5	1964-68
Schneck, Mike	LS	1	2005
Schobel, Aaron	DE	2	2006, 2007
Sestak, Tom	DE	4	1962-64, 1965^
Shaw, Billy	G	8	1962-64, 1965^, 1966-69
Simpson, O.J.	RB	6	1969@, 72 (MVP) -76
Smerlas, Fred	NT	5	1980-83, 88
Smith, Bruce	DE	11	1987, 88 (MVP), 1989-90, 92^, 93^, 94-98^
Spikes, Takeo	LB	2	2003, 2004
Spiller, C.J.	RB	1	2012
Stratton, Mike	LB	6	1963-68
Talley, Darryl	LB	2	1990, 91
Tasker, Steve	ST*	7	1987, 90-92 (MVP), 93-95
Taylor, Tyrod	QB	2	2015, 2016
Thomas, Thurman	RB	5	1989, 90-91, 92^, 93
Torczon, LaVerne	DE	1	1962
Tracey, John	LB	2	1965-66
Warlick, Ernie	E	4	1962-65
Washington, Ted	NT	3	1997-98, 00
West, Willie	DB	1	1963
Williams, Ben	DE	1	1982
Williams, Kyle	DT	6	2010, 2012-14, 2016, 2018
Williams, Mario	DE	2	2013-14
Wolford, Will	OT	2	1990, 92
Wood, Eric	C	1	2015

ST* = Special Teams @Participated in AFL All-Star Game and NFL Pro Bowls

^Selected, but did not play due to injury (MVP) = Most Valuable Player

PLAYERS OF THE WEEK/MONTH



1984

AFC PLAYER/WEEK

Week 12: Greg Bell (O)

1985

AFC PLAYER/WEEK

Week 7: Greg Bell (O)

Week 8: James Lofton (O)

1986

AFC PLAYER/WEEK

Week 13: Charles Romes (D)

1987

AFC PLAYER/WEEK

Week 2: Jim Kelly (O)

Week 7: Jim Kelly (O)

Week 17: Bruce Smith (D)

1988

AFC PLAYER/WEEK

Week 4: Mark Kelso

Week 6: Cornelius Bennett (D)

Week 9: Cornelius Bennett (D)

Week 12: Fred Smerlas (D)

AFC PLAYER/MONTH

October: Cornelius Bennett (D)

1989

AFC PLAYER/WEEK

Week 1: Jim Kelly (O)

Week 3: Jim Kelly (O)

AFC PLAYER/MONTH

September: Jim Kelly (O)

1990

AFC PLAYER/WEEK

Week 3: Thurman Thomas (O)

Week 4: Cornelius Bennett (D)

Week 5: Cornelius Bennett (D)

Week 7: Andre Reed (O)

Week 13: Bruce Smith (D)

Week 14: Bruce Smith (D)

Week 16: Darryl Talley (D)

AFC PLAYER/MONTH

December: Bruce Smith (D)

1991

AFC PLAYER/WEEK

Week 1: Thurman Thomas (O)

Week 2: Jim Kelly (O)

Week 3: Thurman Thomas (O)

Week 4: Cornelius Bennett (D)

Week 5: Nate Odomes (D)

Week 8: James Lofton (O)

Week 15: Jim Kelly (O)

AFC PLAYER/MONTH

September: Jim Kelly (O)

Thurman Thomas (O)

November: Thurman Thomas (O)

1992

AFC PLAYER/WEEK

Week 2: Jim Kelly (O)

Week 4: Jim Kelly (O)

Week 10: Thurman Thomas (O)

Week 15: Thurman Thomas (O)

Week 16: Jeff Wright (D)

AFC PLAYER/MONTH

September: Jim Kelly (O)

1993

AFC PLAYER/WEEK

Week 2: Steve Tasker

Week 8: Bruce Smith (D)

Week 16: Nate Odomes (D)

Week 17: Steve Christie (ST)

AFC PLAYER/MONTH

October: Bruce Smith (D)

1994

AFC PLAYER/WEEK

Week 2: Chris Mohr (ST)

Week 3: Steve Christie (ST)

Week 4: Cornelius Bennett (D)

Week 9: Bruce Smith (D)

AFC PLAYER/MONTH

September: Bruce Smith (D)

Steve Christie (ST)

1995

AFC PLAYER/WEEK

Week 3: Bryce Paup (D)

Week 7: Bryce Paup (D)

Week 15: Jim Kelly (O)

AFC PLAYER/MONTH

November: Bryce Paup (D)

1996

AFC PLAYER/WEEK

Week 4: Manny Martin (D)

Week 8: Steve Christie (ST)

Week 10: Darick Holmes

Week 11: Bruce Smith (D)

Week 13: Kurt Schultz (D)

Week 17: Jim Kelly (O)

AFC PLAYER/MONTH

September: Bruce Smith (D)

November: Bruce Smith (D)

AFC ROOKIE/MONTH

November: Gabe Nothern (D)

1997

AFC PLAYER/WEEK

Week 2: Bryce Paup (D)

Week 8: Bruce Smith (D)

AFC PLAYER/MONTH

October: Bruce Smith (D)

1998

AFC PLAYER/WEEK

Week 5: Bruce Smith (D)

Week 9: Doug Flutie (O)

Week 14: Steve Christie (ST)

AFC PLAYER/MONTH

December: Steve Christie (ST)

AFC ROOKIE/MONTH

October: Sam Cowart (D)

1999

AFC PLAYER/WEEK

Week 4: John Holecsek (D)

Week 9: Doug Flutie (O)

Week 17: Rob Johnson (O)

2000

AFC PLAYER/WEEK

Week 1: Steve Christie (ST)

Week 7: Steve Christie (ST)

Week 10: Sam Cowart (D)

Steve Christie (ST)

AFC PLAYER/MONTH

November: Sam Cowart (D)

2002

AFC PLAYER/WEEK

Week 2: Drew Bledsoe (O)

Mike Hollis (ST)

Week 6: Travis Henry (O)

Week 7: Nate Clements (D)

AFC PLAYER/MONTH

September: Drew Bledsoe (O)

October: Brian Moorman (ST)

2003

AFC PLAYER/WEEK

Week 1: Takeo Spikes (D)

Week 13: Aaron Schobel (D)

2004

AFC PLAYER/WEEK

Week 6: Brian Moorman (ST)

Week 8: Terrence McGee (ST)

Week 11: Lawyer Milloy (D)

Week 13: Terrence McGee (ST)

PLAYERS OF THE WEEK/MONTH



2005

AFC PLAYER/WEEK

Week 10: Brian Moorman (ST)
Week 16: Terrence McGee (ST)

2006

AFC PLAYER/WEEK

Week 2: Coy Wire (ST)
Week 9: Brian Moorman (ST)
Week 12: Roscoe Parrish (ST)
Week 14: Aaron Schobel (D)
Week 15: Brian Moorman (ST)

AFC PLAYER/MONTH

November: Brian Moorman (ST)

NFL ROOKIE/MONTH

September: Donte Whitner (D)

2007

AFC PLAYER/WEEK

Week 4: Jabari Greer (D)
Week 13: Rian Lindell (ST)

NFL ROOKIE/WEEK

Week 7: Marshawn Lynch (O)
Week 10: Marshawn Lynch (O)
Week 13: Trent Edwards (O)
Week 14: Trent Edwards (O)

2008

AFC PLAYER/WEEK

Week 1: Roscoe Parrish (ST)

NFL ROOKIE/MONTH

November: Leodis McKelvin (D)

2009

AFC PLAYER/WEEK

Week 2: Rian Lindell (ST)
Week 7: Brian Moorman (ST)

NFL ROOKIE/MONTH

October: Jairus Byrd (D)

2010

AFC PLAYER/WEEK

Week 3: C.J. Spiller (ST)
Week 11: Drayton Florence (D)

2011

AFC PLAYER/WEEK

Week 3: Rian Lindell (ST)
Week 5: George Wilson (D)

AFC PLAYER/MONTH

September: Ryan Fitzpatrick (O)

NFL ROOKIE/WEEK

Week 8: Marcell Dareus (D)

2012

AFC PLAYER/WEEK

Week 6: Jairus Byrd (D)
Week 11: Leodis McKelvin (S)

2013

AFC PLAYER/WEEK

Week 2: Mario Williams (D)
Week 7: Mario Williams (D)

2014

AFC PLAYER/WEEK

Week 1: Dan Carpenter (ST)
Week 2: C.J. Spiller (ST)
Week 5: Marcell Dareus (D)
Week 12: Boobie Dixon (ST)

AFC PLAYER/MONTH

November: Mario Williams (D)

NFL ROOKIE/MONTH

October: Sammy Watkins (O)

2015

AFC PLAYER/WEEK

Week 3: Preston Brown (D)
Week 10: Bacarri Rambo (D)

AFC ROOKIE/MONTH

November: Ronald Darby (D)

2016

AFC PLAYER/WEEK

Week 4: Zach Brown (D)
Week 5: Nickell Robey-Coleman (D)
Week 11: Dan Carpenter (ST)

2017

AFC PLAYER/WEEK

Week 3: Stephen Hauschka (ST)
Week 4: Stephen Hauschka (ST)

NFL ROOKIE/MONTH

September: Tre'Davious White (D)

AFC PLAYER/MONTH

October: Micah Hyde (D)
December: Jordan Poyer (D)

2018

AFC PLAYER/WEEK

Week 3: Matt Milano (D)
Week 10: Stephen Hauschka (ST)
Week 17: Josh Allen (O)

NFL ROOKIE/MONTH

December: Tremaine Edmunds (D)

Total Players/Week: 109

Total Players/ Month: 24

Total Rookies/Week: 7

Total Rookies/Month: 10



COMMUNITY

BILLS IN THE COMMUNITY



PUTTING THE COMMUNITY FIRST

The Buffalo Bills organization is committed to improving the quality of life in Western New York through community outreach and charitable investment with a focus in the areas of health & safety, youth football and military appreciation. With the platform that the Bills players and coaches are given, they've always made it a point to make an impact in the Western New York community and that is no different during the 2019 season and offseason.

2018 SEASON

POLICE RIDE-ALONG

This year, on the 11th anniversary of Sept. 11, the Buffalo Bills paid special visits to the Buffalo Police and Buffalo Fire Departments. Lorenzo Alexander, Micah Hyde, Dion Dawkins and Reid Ferguson, spent time with local police officers. The group participated in police ride-alongs, where they were able to get to know members of the Buffalo Police Department's Neighborhood Engagement Team. Kicking off at the Belle Center, the Bills were met by Mayor Byron Brown for a short presentation before the ride-alongs began. As they made their way around town, the Bills stopped at local youth football practices where they shared words of advice with the aspiring athletes.



FIREHOUSE VISIT

In commemoration of September 11, a day that changed our nation's history forever, Bills players made a trip to a local firehouse to spend time with a group of Western New York's heroes. Bills veteran linebacker Jerry Hughes, tight end Jason Croom, running back Taiwan Jones, punter Corey Bojorquez and guard Vlad Ducasse, joined more than 20 firefighters at Buffalo Fire Department Engine 31 for an evening of remembrance and celebration. To show their gratitude, the Bills served the firefighters dinner, took the time to get to know them and listened to their stories.



BILLS IN THE COMMUNITY



WALTER PAYTON MAN OF THE YEAR

For his incredible contributions on and off the field, Lorenzo Alexander is the Buffalo Bills 2018 Walter Payton Man of the Year nominee.



Since his youth, Lorenzo's dream was bigger than just becoming an NFL player – he wanted to make a change in this world. Throughout his 14-year career, he's seen all sides of the sport, never wavered from the side of giving back, and consistently used his platform to make a positive impact.

Alexander has been "walking the walk" throughout his entire NFL career. His consistent commitment to the city he plays for has earned him the Walter Payton Man of the Year nomination four separate times. In 2010 and 2011 he was nominated by the Washington Redskins, and in 2017 and 2018 by the Buffalo Bills. In 2016, he was the recipient of the Athletes in Action Call to Courage Award, and was the Bills nominee for the Bart Starr Award. He has been an Ambassador for the American Diabetes Association for almost a decade, often visits youth church groups for motivational lectures, supports the Beta Omega Social Services Scholarship, and the Super Baskets of Hope program.

He has supported each of the community relations departments that he has played for and has always made a point of encouraging his teammates to do the same. Through his ACES Foundation, he's invested time and resources where need is most heavily felt and implemented collaborative programs to help at-risk youth realize their value and potential.

"Lorenzo is a class act," said Bills head coach Sean McDermott. "He has an interesting story because he's been at a few different teams and he's experienced a lot of different things over the course of his career, so he's built up a lot of wisdom and perspective which I think has helped make him as a man who he is."

"He is a tremendous leader and a guy that we count on a great deal to make a difference for our football team, both on and off the field," said Bills defensive coordinator Leslie Frazier. "A guy that everyone looks to for leadership and he comes through for us with his playmaking ability and then what he does in the community as well."

BILLS IN THE COMMUNITY



THANKSGIVING EVENTS



Each Thanksgiving, Buffalo Bills players and staff members team up with the Food Bank of Western New York to provide Thanksgiving meals to families in the community. The Buffalo Bills players and coaches raised enough to provide over 600 meals this year.



On Monday of Thanksgiving week, Kyle Williams, Dion Dawkins, John Miller, Keith Towbridge, Patrick DiMarco, Jason Croom, Vladimir Ducasse, Deon Lacey and Jordan Mills helped pack totes with everything included in a Thanksgiving dinner. On Tuesday, Buffalo Bills staff and alumni spent the day passing out totes to the selected families.



In addition to the team Thanksgiving Blitz, several players hosted their own Thanksgiving events to give back to the community.

S Micah Hyde hosted a Thanksgiving dinner at New Era Field for youth from the United Way of Buffalo and Erie County. LB Lorenzo Alexander treated football players from South Park High School to a night at the famous musical "Hamilton." FB Patrick DiMarco and his family served Thanksgiving dinner at the Matt Urban Hope House. G John Miller gave away Thanksgiving meals to residents at the Northwest Buffalo Community Center, and T Jordan Mills hosted a Thanksgiving dinner over the bye week in his hometown in Louisiana. Finally, LB Julian Stanford opted to donate 150 turkeys to residents in his hometown of Bloomfield, CT.

BILLS IN THE COMMUNITY



2019 OFFSEASON



Bills Head Coach Sean McDermott and his wife Jamie found time to visit the Women & Children's Hospital of Buffalo this offseason. They introduced themselves to dozens of families and made longlasting memories. "It was awesome," said Coach McDermott. "It's funny, I get more out of this than I give. But just great to see the looks on the children's faces and to shed some joy on an adverse situation for some families."

COACHES DAYS OUT



Several Buffalo Bills coaches served a special lunch at the Buffalo City Mission. "For us to be doing this, to be in the community and to see the joy in their faces when they see us serving them, that fills my heart with joy," stated defensive coordinator Leslie Frazier. "Just to be able to serve and see the response we get from them."

Several members of the Buffalo Bills coaching staff lent a helping hand to the community through Habitat for Humanity Buffalo. Habitat for Humanity is a non-profit organization that helps place families in affordable housing in the Western New York Community and around the world. Housing insecurity is something that touches about half of adults at some point in their life and the Bills were grateful they could make a difference on such a pressing issue. The group played a hands-on role in the construction of an affordable housing project. Everyone had a great time, while supporting a great cause.

BILLS IN THE COMMUNITY



HOLIDAY EVENTS

Several Buffalo Bills players got into the holiday spirit by hosting or attending events celebrating the holidays and helping the less fortunate. Micah Hyde's IMagINe for Youth Foundation hosted an event where they donated 250 Nikes to children from the Boys and Girls Club of Buffalo. Jordan Poyer took kids from Camp Good Days on a Target shopping spree, LeSean McCoy hosted a Christmas for Kids event at the Buffalo YMCA, John Miller made a hospital visit, Lorenzo Alexander adopted families for the holiday and Tre'Davious White hosted a holiday giveaway.



BILLS IN THE COMMUNITY



COMMUNITY TUESDAY



The Buffalo Bills spent October 16th getting out in the community at four different locations throughout the city in conjunction with the team's Social Justice Initiative. Over 20 players participated in the community Tuesday. The first stop of the day was at the Belle Center, where players participated in after-school activities with young students including gym programs, arts & crafts, computer lab, a Girls Club for girls in 6th – 8th grade and Soccer for Success.



Bills veteran running back LeSean McCoy joined in on the action at the Boys & Girls Club Butler-Mitchell Clubhouse in the city of Buffalo. Alongside his teammates such as Shaq Lawson, Harrison Phillips, Hunter Sharp and Deon Lacey, McCoy spent time playing NFL Flag football with the youth at the center. Reflecting on his afternoon, McCoy shared a heartwarming message on his Instagram.

"Me and a few teammates surprised the kids at the boys and girls club... seeing the kids' reactions and excitement felt amazing ... impacting the youth and our futures generation ... I honestly can say we enjoyed it just as much as they did," said McCoy.

The event featured a number of activities that included NFL Flag Football, dinner, arts & crafts, educational activities, and free play.

BILLS IN THE COMMUNITY



COMMUNITY TUESDAY



Following the Boys and Girls Club, the Bills moved to the Matt Urban Hope Center where Patrick DiMarco, Eddie Yarbrough, Keith Towbridge and Jerry Hughes participated in after-school activities including canvas painting, basketball shooting contest, and a slime station with approximately 70 children ages 6-13 years old.



Lastly Taiwan Jones, Stephen Hauschka, Dion Dawkins, Conor McDermott, Nathan Peterman and Jordan Poyer made their way to the Delavan-Grider Community Center to work with the Police Athletic League. The players worked with inner city boys (ages 8-18) on basketball drills and life skills as part of their Game Changers program with the Buffalo Police Athletic League.

BILLS IN THE COMMUNITY



BILLS HUDDLE FOR 100



Bills Staff Volunteer Day is an annual tradition that brings the organization together to serve the local community and its residents. While each year the outing is filled with excitement and hope, this year proved truly special. Held at Delaware Park, the event marked the launch of the Bills #BillsHuddleFor100 campaign – an extension of the NFL's Huddle for 100, which encourages fans around the country to volunteer for 100 minutes. The Bills got started with the initiative by donating their time to help clean up the historic park. Not only did Buffalo have support from Bills Owner and President Kim Pegula, General Manager Brandon Beane and Head Coach Sean McDermott, Mayor Byron Brown was also in attendance.



BILLS IN THE COMMUNITY



HONOR FLIGHT



Thanks to generous charitable contributions from M&T Bank and the Buffalo Bills Foundation, 60 local veterans boarded a special Buffalo Niagara Honor Flight headed to Washington, D.C. on Saturday, May 4.

Buffalo Niagara Honor Flight helps transport our nation's oldest veterans who served in World War II, the Korean War and the Vietnam War to visit the memorials honoring their service and sacrifice to their country, all at no charge to the veterans.

Escorted by eight volunteers from M&T Bank and Buffalo Bills Cornerbacks Levi Wallace and Taron Johnson, the group departed Saturday morning, May 4, from the Buffalo Niagara International Airport and will return late in the evening. Prior to takeoff, the organizations held a special sendoff ceremony to make it a truly memorable experience for the veterans.

"This flight is especially meaningful to our employees, many of whom are veterans themselves and know firsthand the sacrifices involved in military service," said Doug Stevens, M&T Bank Senior Vice President and Manager of Credit Risk Oversight, who himself is a veteran, having served in the U.S. Navy as a lieutenant and nuclear-trained officer. "Every veteran deserves the opportunity to visit the memorials and experience the impact their sacrifices still have on the lives of all Americans, and we're glad to join forces with the Buffalo Bills Foundation to help make the Buffalo Niagara Honor Flight possible."

Bills



BUFFALOBILLS.COM